



Customer Service
PO Box 11813
Harrisburg, PA 17108-1813

ACCOUNT STATEMENT

For the Month Ending
February 28, 2010

SAN BERNARDINO COUNTY

Client Management Team

Kenneth Schiebel, CFA

Managing Director
One Keystone Plaza, Suite 300
Harrisburg, PA 17101
717-232-2723
schiebelk@pfm.com

Contents

Cover/Disclosures
Summary Statement
Individual Accounts

Accounts included in Statement

76990800 SAN BERNARDINO COUNTY

SAN BERNARDINO COUNTY
JOHN JOHNSON
172 WEST THIRD STREET
1ST FLOOR
SAN BERNARDINO, CA 92415

Online Access www.pfm.com

Customer Service 1-717-232-2723

**Important Disclosures****Important Disclosures**

This statement is for general information purposes only and is not intended to provide specific advice or recommendations. PFM Asset Management LLC ("PFM") is an investment advisor registered with the Securities and Exchange Commission, and is required to maintain a written disclosure statement of our background and business experience. If you would like to receive a copy of our current disclosure statement, please contact Service Operations at the address below.

Proxy Voting PFM does not normally receive proxies to vote on behalf of its clients. However, it does on occasion receive consent requests. In the event a consent request is received the portfolio manager contacts the client and then proceeds according to their instructions. PFM's Proxy Voting Policy is available upon request by contacting Service Operations at the address below.

Questions About an Account PFM's monthly statement is intended to detail our investment advisory activity as well as the activity of any accounts held by clients in pools that are managed by PFM. The custodian bank maintains the control of assets and executes (i.e., settles) all investment transactions. The custodian statement is the official record of security and cash holdings and transactions. PFM recognizes that clients may use these reports to facilitate record keeping; therefore the custodian bank statement and the PFM statement should be reconciled and differences resolved. Many custodians use a settlement date basis which may result in the need to reconcile due to a timing difference.

Account Control PFM does not have the authority to withdraw funds from or deposit funds to the custodian. Our clients retain responsibility for their internal accounting policies; implementing and enforcing internal controls and generating ledger entries or otherwise recording transactions.

Market Value Generally, PFM's market prices are derived from closing bid prices as of the last business day of the month as supplied by Interactive Data, Bloomberg or Telerate. Where prices are not available from generally recognized sources the securities are priced using a yield-based matrix system to arrive at an estimated market value. Prices that fall between data points are interpolated. Non-negotiable FDIC-insured bank certificates of deposit are priced at par. Although PFM believes the prices to be reliable, the values of the securities do not always represent the prices at which the securities could have been bought or sold. Explanation of the valuation methods for money market and TERM funds is contained in the appropriate fund information statement.

Amortized Cost The original cost of the principal of the security is adjusted for the amount of the periodic reduction of any discount or premium from the purchase date until the date of the report. Discount or premium with respect to short term securities (those with less than one year to maturity at time of issuance) is amortized on a straightline basis. Such discount or premium with respect to longer term securities is amortized using the constant yield basis.

Tax Reporting Cost data and realized gains / losses are provided for informational purposes only. Please review for accuracy and consult your tax advisor to determine the tax consequences of your security transactions. PFM does not report such information to the IRS or other taxing authorities and is not responsible for the accuracy of such information that may be required to be reported to federal, state or other taxing authorities.

Financial Situation In order to better serve you, PFM should be promptly notified of any material change in your investment objective or financial situation.

Callable Securities Securities subject to redemption prior to maturity may be redeemed in whole or in part before maturity, which could affect the yield represented.

Portfolio The securities in this portfolio, including shares of mutual funds, are not guaranteed or otherwise protected by PFM, the FDIC (except for certain non-negotiable certificates of deposit) or any government agency. Investment in securities involves risks, including the possible loss of the amount invested.

Rating Information provided for ratings is based upon a good faith inquiry of selected sources, but its accuracy and completeness cannot be guaranteed. Shares of some money market and TERM funds are marketed through representatives of PFM's wholly owned subsidiary, PFM Fund Distributors, Inc. PFM Fund Distributors, Inc. is registered with the SEC as a broker/dealer and is a member of the Financial Industry Regulatory Authority ("FINRA") and the Municipal Securities Rulemaking Board ("MSRB"). You may reach the FINRA by calling the FINRA Regulator Public Disclosure Hotline at 1-888-289-9999 or at the FINRA Regulation Internet website address www.nasd.com. A brochure describing the FINRA Regulation Public Disclosure Program is also available from the FINRA upon request.

Key Terms and Definitions

Dividends on money market funds consist of interest earned, plus any discount ratably amortized to the date of maturity, plus all realized gains and losses on the sale of securities prior to maturity, less ratably amortization of any premium and all accrued expenses to the fund. Dividends are accrued daily and may be paid either monthly or quarterly. The monthly earnings on this statement represent the estimated dividend accrued for the month for any program that distributes earnings on a quarterly basis. There is no guarantee that the estimated amount will be paid on the actual distribution date.

Current Yield is the net change, exclusive of capital changes and income other than investment income, in the value of a hypothetical fund account with a balance of one share over the seven-day base period including the statement date, expressed as a percentage of the value of one share (normally \$1.00 per share) at the beginning of the seven-day period. This resulting net change in account value is then annualized by multiplying it by 365 and dividing the result by 7. The yields quoted should not be considered a representation of the yield of the fund in the future, since the yield is not fixed.

Average maturity represents the average maturity of all securities and investments of a portfolio, determined by multiplying the par or principal value of each security or investment by its maturity (days or years), summing the products, and dividing the sum by the total principal value of the portfolio. The stated maturity date of mortgage backed or callable securities are used in this statement. However the actual maturity of these securities could vary depending on the level or prepayments on the underlying mortgages or whether a callable security has or is still able to be called.

Monthly distribution yield represents the net change in the value of one share (normally \$1.00 per share) resulting from all dividends declared during the month by a fund expressed as a percentage of the value of one share at the beginning of the month. This resulting net change is then annualized by multiplying it by 365 and dividing it by the number of calendar days in the month.

YTM at Cost The yield to maturity at cost is the expected rate of return, based on the original cost, the annual interest receipts, maturity value and the time period from purchase date to maturity, stated as a percentage.

YTM at Market The yield to maturity at market is the rate of return, based on the current market value, the annual interest receipts, maturity value and the time period from purchase date to maturity, stated as a percentage.

Managed Account A portfolio of investments managed discretely by PFM according to the client's specific investment policy and requirements. The investments are directly owned by the client and held by the client's custodian.

Unsettled Trade A trade which has been executed however the final consummation of the security transaction and payment has not yet taken place.

Please review the detail pages of this statement carefully. If you think your statement is wrong, missing account information, or if you need more information about a transaction, please contact PFM within 60 days of receipt. If you have other concerns or questions regarding your account you should contact a member of your client management team or PFM Service Operations at the address below.

PFM Asset Management LLC
Attn: Service Operations
One Keystone Plaza, Suite 300
N. Front & Market Sts
Harrisburg, PA 17101



Account Statement

For the Month Ending **February 28, 2010**

Consolidated Summary Statement

SAN BERNARDINO COUNTY

Portfolio Summary

Portfolio Holdings	Cash Dividends and Income	Closing Market Value
PFM Managed Account	11,048,560.27	4,381,959,125.20
Cash Balance	0.00	168,659,768.65
Citizens Bank TAGP/FDIC NOW Balance	0.00	100,000,000.00
Total	\$11,048,560.27	\$4,650,618,893.85

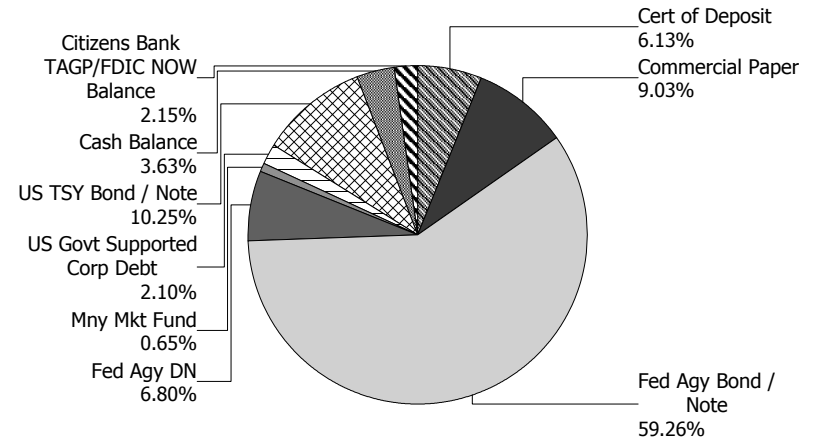
Investment Allocation

Investment Type	Closing Market Value	Percent
Certificate of Deposit	285,002,190.20	6.13
Commercial Paper	419,987,550.00	9.03
Federal Agency Bond / Note	2,756,256,497.14	59.26
Federal Agency Discount Note	316,239,516.56	6.80
Money Market Fund	30,000,000.00	0.65
U.S. Government Supported Corporate Debt	97,767,526.30	2.10
U.S. Treasury Bond / Note	476,705,845.00	10.25
Cash Balance	168,659,768.65	3.63
Citizens Bank TAGP/FDIC NOW Balance	100,000,000.00	2.15
Total	\$4,650,618,893.85	100.00%

Maturity Distribution

Portfolio Holdings	Closing Market Value	Percent
Under 30 days	1,213,674,383.85	26.10
31 to 60 days	0.00	0.00
61 to 90 days	35,178,125.00	0.76
91 to 180 days	574,385,438.19	12.35
181 days to 1 year	867,834,530.50	18.66
1 to 2 years	1,440,347,528.81	30.97
2 to 3 years	519,198,887.50	11.16
3 to 4 years	0.00	0.00
4 to 5 years	0.00	0.00
Over 5 years	0.00	0.00
Total	\$4,650,618,893.85	100.00%

Sector Allocation



Weighted Average Days to Maturity 326



Managed Account Summary Statement

For the Month Ending February 28, 2010

SAN BERNARDINO COUNTY - 76990800

Transaction Summary - Managed Account

Opening Market Value	\$4,687,930,402.41
Maturities/Calls	(4,555,000,000.00)
Principal Dispositions	(74,779,066.32)
Principal Acquisitions	4,324,188,542.55
Unsettled Trades	0.00
Change in Current Value	(380,753.44)
Closing Market Value	\$4,381,959,125.20

Cash Transactions Summary - Managed Account

Maturities/Calls	4,555,030,463.90
Sale Proceeds	75,006,755.67
Coupon/Interest Income	7,931,762.41
Principal Payments	0.00
Security Purchases	(4,350,010,623.06)
Net Cash Contribution	(287,958,358.92)
Reconciling Transactions	0.00

Earnings Reconciliation (Cash Basis) - Managed Account

Interest/Coupons Received	8,189,915.66
Less Purchased Interest Related to Interest/Coupons	(827,080.51)
Plus Net Realized Gains/Losses	3,685,725.12
Total Cash Basis Earnings	\$11,048,560.27

Cash Balance

Closing Cash Balance \$0.00

Earnings Reconciliation (Accrual Basis)

	Total
Ending Amortized Value of Securities	4,355,770,145.92
Ending Accrued Interest	19,984,871.35
Plus Proceeds from Sales	75,006,755.67
Plus Proceeds of Maturities/Calls/Principal Payments	4,555,030,463.90
Plus Coupons Received	7,931,762.41
Less Cost of New Purchases	(4,325,015,623.06)
Less Beginning Amortized Value of Securities	(4,659,497,663.20)
Less Beginning Accrued Interest	(21,018,783.78)
Total Accrual Basis Earnings	\$8,191,929.21



Portfolio Summary and Statistics

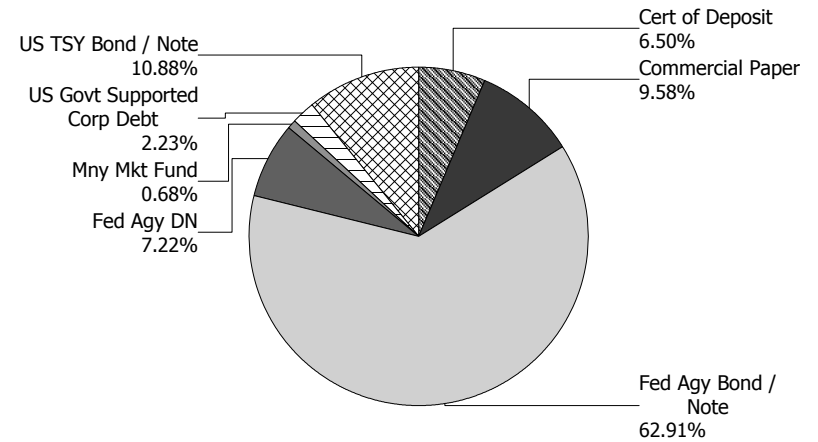
For the Month Ending **February 28, 2010**

SAN BERNARDINO COUNTY - 76990800

Account Summary

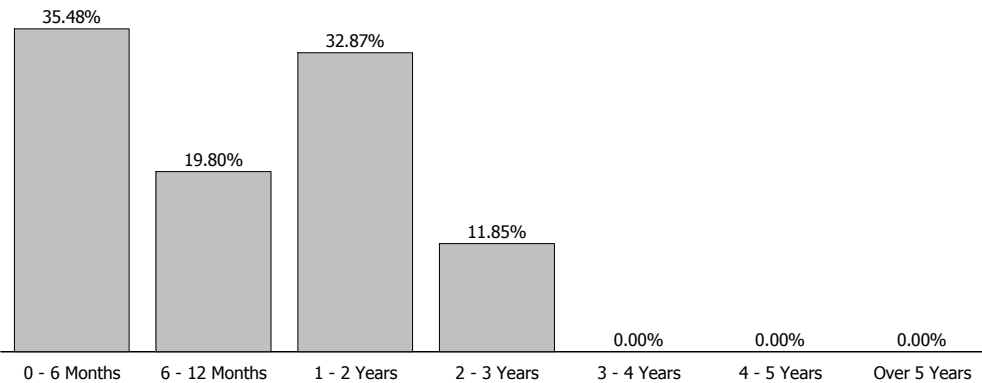
Description	Par Value	Market Value	Percent
U.S. Treasury Bond / Note	470,000,000.00	476,705,845.00	10.88
U.S. Government Supported Corporate Debt	97,100,000.00	97,767,526.30	2.23
Money Market Fund	30,000,000.00	30,000,000.00	0.68
Federal Agency Discount Note	316,591,000.00	316,239,516.56	7.22
Federal Agency Bond / Note	2,721,182,000.00	2,756,256,497.14	62.91
Commercial Paper	420,000,000.00	419,987,550.00	9.58
Certificate of Deposit	285,000,000.00	285,002,190.20	6.50
Managed Account Sub-Total	4,339,873,000.00	4,381,959,125.20	100.00%
Accrued Interest		19,984,871.35	
Total Portfolio	4,339,873,000.00	4,401,943,996.55	

Sector Allocation



Unsettled Trades **0.00** **0.00**

Maturity Distribution



Characteristics

Yield to Maturity at Cost	1.35%
Yield to Maturity at Market	0.75%
Duration to Worst	0.67
Weighted Average Days to Maturity	346



Managed Account Issuer Summary

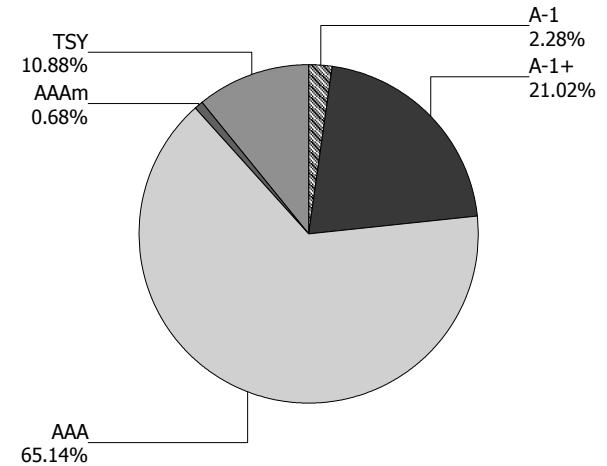
For the Month Ending February 28, 2010

SAN BERNARDINO COUNTY - 76990800

Issuer Summary

Issuer	Market Value of Holdings	Percent
BNP PARIBAS	149,998,982.50	3.42
CITIGROUP INC	25,019,525.00	0.57
CREDIT AGRICOLE SA	150,001,108.00	3.42
FANNIE MAE	776,721,995.25	17.73
FEDERAL FARM CREDIT BANKS	585,965,026.26	13.37
FEDERAL HOME LOAN BANKS	865,158,567.19	19.75
FEDERATED INVESTORS INC	26,000,000.00	0.59
FIDELITY INSTITUTIONAL FUND	4,000,000.00	0.09
FREDDIE MAC	844,650,425.00	19.28
GENERAL ELECTRIC CO	122,150,801.30	2.79
GOLDMAN SACHS GROUP INC	50,596,000.00	1.15
NORDEA BANK AB	54,998,297.90	1.26
RABOBANK NEDERLAND	100,000,701.80	2.28
SOCIETE GENERALE	99,998,800.00	2.28
SVENSKA HANDELSBANKEN	49,993,050.00	1.14
UNITED STATES TREASURY	476,705,845.00	10.88
Total	\$4,381,959,125.20	100.00%

Credit Quality (S&P Ratings)





Managed Account Detail of Securities Held

For the Month Ending February 28, 2010

SAN BERNARDINO COUNTY - 76990800

Security Type/Description Dated Date/Coupon/Maturity	CUSIP	Par	S&P Rating	Moody's Rating	Trade Date	Settle Date	Original Cost	YTM at Cost	Accrued Interest	Amortized Cost	Market Value
U.S. Treasury Bond / Note											
US TREASURY NOTES DTD 07/31/2008 2.750% 07/31/2010	912828JF8	25,000,000.00	TSY	TSY	07/01/09	07/02/09	25,592,773.43	0.55	55,075.97	25,230,827.25	25,269,525.00
US TREASURY NOTES DTD 08/31/2008 2.375% 08/31/2010	912828JJ0	25,000,000.00	TSY	TSY	07/20/09	07/21/09	25,503,906.25	0.55	1,613.45	25,225,876.75	25,269,525.00
US TREASURY NOTES DTD 08/31/2008 2.375% 08/31/2010	912828JJ0	50,000,000.00	TSY	TSY	12/09/09	12/10/09	50,777,343.75	0.22	3,226.90	50,536,330.00	50,539,050.00
US TREASURY NOTES DTD 10/31/2008 1.500% 10/31/2010	912828JP6	25,000,000.00	TSY	TSY	07/28/09	07/29/09	25,258,789.05	0.67	125,345.30	25,137,507.75	25,208,000.00
US TREASURY NOTES DTD 11/30/2008 1.250% 11/30/2010	912828JS0	25,000,000.00	TSY	TSY	08/03/09	08/04/09	25,159,179.68	0.76	78,125.00	25,090,486.00	25,182,625.00
US TREASURY NOTES DTD 12/31/2008 0.875% 12/31/2010	912828JV3	25,000,000.00	TSY	TSY	11/04/09	11/05/09	25,112,304.69	0.48	36,256.91	25,081,386.00	25,120,125.00
US TREASURY NOTES DTD 12/31/2008 0.875% 12/31/2010	912828JV3	25,000,000.00	TSY	TSY	11/16/09	11/17/09	25,127,929.69	0.42	36,256.91	25,095,386.75	25,120,125.00
US TREASURY NOTES DTD 01/31/2009 0.875% 01/31/2011	912828JY7	25,000,000.00	TSY	TSY	01/27/10	01/28/10	25,130,859.38	0.35	17,524.17	25,119,415.25	25,126,950.00
US TREASURY NOTES DTD 02/15/2001 5.000% 02/15/2011	9128276T4	20,000,000.00	TSY	TSY	12/28/09	12/29/09	20,990,625.00	0.60	38,674.03	20,842,930.80	20,895,320.00
US TREASURY NOTES DTD 02/28/2009 0.875% 02/28/2011	912828KE9	25,000,000.00	TSY	TSY	12/04/09	12/07/09	25,118,164.06	0.49	594.43	25,095,944.00	25,129,875.00
US TREASURY NOTES DTD 02/28/2009 0.875% 02/28/2011	912828KE9	25,000,000.00	TSY	TSY	02/17/10	02/18/10	25,127,929.69	0.38	594.43	25,124,164.50	25,129,875.00
US TREASURY NOTES DTD 03/31/2006 4.750% 03/31/2011	912828FA3	25,000,000.00	TSY	TSY	01/12/10	01/13/10	26,283,203.13	0.49	495,879.12	26,146,872.50	26,184,575.00
US TREASURY NOTES DTD 04/30/2009 0.875% 04/30/2011	912828KL3	50,000,000.00	TSY	TSY	12/22/09	12/23/09	50,175,781.25	0.61	146,236.19	50,151,489.00	50,281,250.00
US TREASURY NOTES DTD 07/31/2006 4.875% 07/31/2011	912828FN5	25,000,000.00	TSY	TSY	07/23/09	07/24/09	26,906,250.00	1.05	97,634.67	26,344,445.75	26,558,600.00



Managed Account Detail of Securities Held

For the Month Ending **February 28, 2010**

SAN BERNARDINO COUNTY - 76990800

Security Type/Description Dated Date/Coupon/Maturity	CUSIP	Par	S&P Rating	Moody's Rating	Trade Date	Settle Date	Original Cost	YTM at Cost	Accrued Interest	Amortized Cost	Market Value
U.S. Treasury Bond / Note											
US TREASURY NOTES DTD 07/31/2009 1.000% 07/31/2011	912828LG3	25,000,000.00	TSY	TSY	07/30/09	07/31/09	24,900,390.63	1.20	20,027.62	24,929,047.50	25,182,625.00
US TREASURY NOTES DTD 05/15/2009 1.375% 05/15/2012	912828KP4	10,000,000.00	TSY	TSY	06/04/09	06/05/09	9,962,500.00	1.51	40,262.43	9,971,746.00	10,101,560.00
US TREASURY NOTES DTD 05/15/2009 1.375% 05/15/2012	912828KP4	10,000,000.00	TSY	TSY	06/05/09	06/08/09	9,889,843.75	1.76	40,262.43	9,916,673.30	10,101,560.00
US TREASURY NOTES DTD 05/15/2009 1.375% 05/15/2012	912828KP4	10,000,000.00	TSY	TSY	06/05/09	06/08/09	9,897,656.25	1.73	40,262.43	9,922,591.70	10,101,560.00
US TREASURY NOTES DTD 05/15/2009 1.375% 05/15/2012	912828KP4	10,000,000.00	TSY	TSY	06/08/09	06/09/09	9,838,281.25	1.95	40,262.43	9,877,473.90	10,101,560.00
US TREASURY NOTES DTD 05/15/2009 1.375% 05/15/2012	912828KP4	10,000,000.00	TSY	TSY	06/09/09	06/10/09	9,852,343.75	1.90	40,262.43	9,888,049.10	10,101,560.00
Security Type Sub-Total		470,000,000.00					476,606,054.68	0.70	1,354,377.25	474,728,643.80	476,705,845.00
U.S. Government Supported Corporate Debt											
CITIGROUP FUNDING INC (FDIC) FLOAT MTN DTD 01/30/2009 0.349% 07/30/2010	17314AAA0	25,000,000.00	AAA	Aaa	01/30/09	02/04/09	25,016,950.00	1.23	7,265.63	25,000,000.00	25,019,525.00
GENERAL ELEC CAP CORP (FDIC) GLOBAL FRN DTD 03/12/2009 0.335% 03/11/2011	36967HAM9	22,100,000.00	AAA	Aaa	11/20/09	11/23/09	22,144,398.90	0.22	16,461.55	22,133,918.42	22,152,001.30
GOLDMAN SACHS GROUP INC (FDIC) GL NOTES DTD 01/21/2009 1.625% 07/15/2011	38146FAF8	25,000,000.00	AAA	Aaa	01/23/09	01/28/09	24,931,500.00	1.74	51,909.72	24,961,503.75	25,298,000.00
GOLDMAN SACHS GROUP INC (FDIC) GL NOTES DTD 01/21/2009 1.625% 07/15/2011	38146FAF8	25,000,000.00	AAA	Aaa	07/29/09	08/03/09	25,150,500.00	1.31	51,909.72	25,106,324.75	25,298,000.00
Security Type Sub-Total		97,100,000.00					97,243,348.90	1.15	127,546.62	97,201,746.92	97,767,526.30



Managed Account Detail of Securities Held

For the Month Ending **February 28, 2010**

SAN BERNARDINO COUNTY - 76990800

Security Type/Description Dated Date/Coupon/Maturity	CUSIP	Par	S&P Rating	Moody's Rating	Trade Date	Settle Date	Original Cost	YTM at Cost	Accrued Interest	Amortized Cost	Market Value
Money Market Fund											
FEDERATED PRIME OBLIGATION MUTUAL	60934N203	1,000,000.00	AAAm	Aaa	08/27/08	08/27/08	1,000,000.00	0.02	0.00	1,000,000.00	1,000,000.00
FIDELITY GOV'T MM FUND 57	316175108	4,000,000.00	AAAm	Aaa	01/26/10	01/26/10	4,000,000.00	0.02	0.00	4,000,000.00	4,000,000.00
FEDERATED GOVT OBLIGATIONS FUND	60934N104	25,000,000.00	AAAm	Aaa	01/27/10	01/27/10	25,000,000.00	0.02	0.00	25,000,000.00	25,000,000.00
Security Type Sub-Total		30,000,000.00					30,000,000.00	0.02	0.00	30,000,000.00	30,000,000.00
Federal Agency Discount Note											
FHLMC DISC NOTE -- 0.000% 06/21/2010	313397YJ4	25,000,000.00	A-1+	P-1	12/21/09	12/21/09	24,973,458.33	0.21	0.00	24,983,666.75	24,985,172.50
FHLMC DISC NOTE -- 0.000% 06/21/2010	313397YJ4	25,000,000.00	A-1+	P-1	12/21/09	12/21/09	24,973,458.33	0.21	0.00	24,983,666.75	24,985,172.50
FHLMC DISC NOTE -- 0.000% 06/21/2010	313397YJ4	25,000,000.00	A-1+	P-1	12/21/09	12/21/09	24,973,458.33	0.21	0.00	24,983,666.75	24,985,172.50
FNMA DISC NOTE -- 0.000% 06/23/2010	313589YL1	25,000,000.00	A-1+	P-1	12/23/09	12/23/09	24,973,458.33	0.21	0.00	24,983,375.00	24,984,770.25
FNMA DISC NOTE -- 0.000% 07/01/2010	313589YU1	50,000,000.00	A-1+	P-1	12/08/09	12/08/09	49,948,750.00	0.18	0.00	49,969,500.00	49,966,226.50
FHLMC DISC NOTE -- 0.000% 07/01/2010	313397YU9	50,000,000.00	A-1+	P-1	12/23/09	12/23/09	49,943,263.89	0.22	0.00	49,963,569.50	49,966,226.50
FHLMC DISC NOTE -- 0.000% 09/21/2010	313397G62	25,000,000.00	A-1+	P-1	02/18/10	02/19/10	24,962,847.22	0.25	0.00	24,964,583.25	24,961,660.50
FNMA DISC NOTE -- 0.000% 10/01/2010	313589H89	41,591,000.00	A-1+	P-1	12/29/09	12/30/09	41,479,801.84	0.35	0.00	41,504,467.43	41,521,939.81
FHLMC DISC NOTE -- 0.000% 11/18/2010	313397P88	50,000,000.00	A-1+	P-1	01/27/10	01/27/10	49,885,277.78	0.28	0.00	49,898,111.00	49,883,175.50
Security Type Sub-Total		316,591,000.00					316,113,774.05	0.24	0.00	316,234,606.43	316,239,516.56
Federal Agency Bond / Note											



Managed Account Detail of Securities Held

For the Month Ending **February 28, 2010**

SAN BERNARDINO COUNTY - 76990800

Security Type/Description	Dated Date/Coupon/Maturity	CUSIP	Par	S&P Rating	Moody's Rating	Trade Date	Settle Date	Original Cost	YTM at Cost	Accrued Interest	Amortized Cost	Market Value
Federal Agency Bond / Note												
FNMA NOTES (CALLED, OMD 03/02/2011) DTD 03/02/2009 2.000% 03/02/2010		31398AVL3	50,000,000.00	AAA	Aaa	02/12/09	03/02/09	49,997,500.00	2.00	497,222.22	49,999,993.00	50,000,000.00
FNMA NOTES (CALLED, OMD 03/02/2011) DTD 03/02/2009 2.000% 03/02/2010		31398AVL3	50,000,000.00	AAA	Aaa	02/12/09	03/02/09	49,997,500.00	2.00	497,222.22	49,999,993.00	50,000,000.00
FNMA NOTES (CALLED, OMD 03/02/2011) DTD 03/02/2009 2.000% 03/02/2010		31398AVL3	50,000,000.00	AAA	Aaa	02/17/09	03/02/09	49,986,500.00	2.01	497,222.22	49,999,962.50	50,000,000.00
FNMA GLOBAL NOTES (EX-CALLABLE) DTD 03/08/2005 4.400% 03/08/2010		31359MXV0	10,000,000.00	AAA	Aaa	04/01/08	04/02/08	10,357,800.00	2.49	211,444.44	10,003,664.30	10,009,375.00
FHLMC GLOBAL NOTES (CALLED, OMD 3/9/11) DTD 03/09/2009 2.050% 03/09/2010		3128X8NB4	50,000,000.00	AAA	Aaa	02/27/09	03/09/09	49,975,000.00	2.08	489,722.22	49,987,094.50	50,015,500.00
FNMA GLOBAL BENCHMARK NOTES DTD 04/11/2008 2.375% 05/20/2010		31398APV8	25,000,000.00	AAA	Aaa	03/10/09	03/11/09	25,341,500.00	1.22	166,579.86	25,063,190.00	25,125,000.00
FHLMC GLOBAL REFERENCE NOTES DTD 03/14/2008 2.375% 05/28/2010		3137EABH1	10,000,000.00	AAA	Aaa	06/10/08	06/11/08	9,780,700.00	3.54	61,354.17	9,972,325.70	10,053,125.00
FNMA GLOBAL NOTES (EX-CALLABLE) DTD 06/01/2005 4.625% 06/01/2010		31359MC50	2,110,000.00	AAA	Aaa	04/01/08	04/02/08	2,203,705.10	2.50	24,396.88	2,121,147.68	2,133,737.50
FNMA GLOBAL NOTES (EX-CALLABLE) DTD 06/01/2005 4.625% 06/01/2010		31359MC50	3,255,000.00	AAA	Aaa	04/01/08	04/02/08	3,399,554.55	2.50	37,635.94	3,272,197.04	3,291,618.75
FHLB TAP BONDS DTD 05/06/2005 4.250% 06/11/2010		3133XBTH8	15,000,000.00	AAA	Aaa	06/05/08	06/06/08	15,303,300.00	3.21	141,666.67	15,042,856.35	15,173,437.50
FHLB TAP BONDS DTD 04/29/2008 3.000% 06/11/2010		3133XR2Y5	25,000,000.00	AAA	Aaa	01/27/09	01/28/09	25,597,500.00	1.23	166,666.67	25,121,890.75	25,195,312.50
FHLB TAP BONDS DTD 04/29/2008 3.000% 06/11/2010		3133XR2Y5	50,000,000.00	AAA	Aaa	12/03/08	12/04/08	50,447,742.00	2.40	333,333.33	50,082,881.00	50,390,625.00
FNMA NOTES (EX-CALLABLE) DTD 06/16/2005 4.625% 06/16/2010		3136F67J2	10,015,000.00	AAA	Aaa	04/02/08	04/03/08	10,433,627.00	2.66	96,498.70	10,071,731.87	10,143,317.19
FHLMC GLOBAL REFERENCE NOTES DTD 05/23/2008 2.875% 06/28/2010		3137EABL2	25,000,000.00	AAA	Aaa	11/25/08	11/26/08	25,091,000.00	2.64	125,781.25	25,018,951.50	25,226,175.00



Managed Account Detail of Securities Held

For the Month Ending **February 28, 2010**

SAN BERNARDINO COUNTY - 76990800

Security Type/Description Dated Date/Coupon/Maturity	CUSIP	Par	S&P Rating	Moody's Rating	Trade Date	Settle Date	Original Cost	YTM at Cost	Accrued Interest	Amortized Cost	Market Value
Federal Agency Bond / Note											
FHLB GLOBAL BONDS DTD 04/20/2009 1.060% 07/13/2010	3133XTHR0	25,000,000.00	AAA	Aaa	05/07/09	05/08/09	25,079,500.00	0.79	96,430.56	25,024,774.75	25,085,937.50
FNMA FLOATING GLOBAL NOTES DTD 01/12/2009 0.141% 07/13/2010	31398AUW0	25,500,000.00	AAA	Aaa	03/11/09	03/12/09	25,486,485.00	1.30	4,702.45	25,486,485.00	25,504,666.50
FHLB GLOBAL BONDS DTD 06/19/2008 3.500% 07/16/2010	3133XRN22	50,000,000.00	AAA	Aaa	11/26/08	11/28/08	50,650,500.00	2.68	218,750.00	50,151,874.00	50,640,625.00
FNMA NOTES (EX-CALLABLE) DTD 08/02/2005 4.750% 08/02/2010	3136F7GP6	7,575,000.00	AAA	Aaa	05/12/08	05/13/08	7,857,093.00	3.00	28,984.90	7,629,749.07	7,717,031.25
FHLMC GLOBAL NOTES (EX-CALLABLE) DTD 08/04/2005 4.790% 08/04/2010	3128X4GL9	15,000,000.00	AAA	Aaa	04/15/08	04/16/08	15,713,850.00	2.64	53,887.50	15,135,147.60	15,296,145.00
FHLB BONDS DTD 08/06/2003 4.550% 08/06/2010	3133X0KH1	11,000,000.00	AAA	Aaa	04/24/08	04/25/08	11,329,780.00	3.17	34,756.94	11,064,112.29	11,202,812.50
FHLB TAP BONDS DTD 08/16/2000 6.875% 08/13/2010	3133MBZE0	13,980,000.00	AAA	Aaa	04/23/08	04/24/08	15,183,118.80	2.98	42,716.67	14,221,613.26	14,403,768.75
FHLB TAP BONDS DTD 07/24/2003 4.125% 08/13/2010	3133X0607	17,000,000.00	AAA	Aaa	05/12/08	05/13/08	17,417,860.00	2.99	31,166.67	17,085,894.03	17,302,812.50
FHLB TAP BONDS DTD 08/22/2002 4.750% 08/13/2010	3133MRCM2	25,000,000.00	AAA	Aaa	06/23/08	06/24/08	25,529,250.00	3.71	52,777.78	25,115,119.25	25,515,625.00
FHLMC GLOBAL NOTES DTD 03/10/2009 1.450% 09/10/2010	3128X8OT2	10,000,000.00	AAA	Aaa	05/26/09	05/27/09	10,079,800.00	0.82	68,875.00	10,032,688.90	10,074,390.00
FHLMC GLOBAL NOTES DTD 03/10/2009 1.450% 09/10/2010	3128X8OT2	10,000,000.00	AAA	Aaa	05/26/09	05/27/09	10,080,010.00	0.82	68,875.00	10,032,774.70	10,074,390.00
FHLB TAP BONDS DTD 07/09/2008 3.375% 09/10/2010	3133XRT83	25,000,000.00	AAA	Aaa	09/03/08	09/04/08	25,045,500.00	3.28	400,781.25	25,012,119.00	25,414,062.50
FFCB BONDS DTD 06/13/2007 5.250% 09/13/2010	31331XE40	25,000,000.00	AAA	Aaa	02/24/09	02/25/09	26,533,250.00	1.24	612,500.00	25,530,862.25	25,648,437.50
FNMA GLOBAL BENCHMARK NOTES DTD 09/13/2007 4.375% 09/13/2010	31398AGU0	25,000,000.00	AAA	Aaa	02/26/09	02/27/09	26,153,000.00	1.35	510,416.67	25,400,837.50	25,554,687.50



Managed Account Detail of Securities Held

For the Month Ending **February 28, 2010**

SAN BERNARDINO COUNTY - 76990800

Security Type/Description Dated Date/Coupon/Maturity	CUSIP	Par	S&P Rating	Moody's Rating	Trade Date	Settle Date	Original Cost	YTM at Cost	Accrued Interest	Amortized Cost	Market Value
Federal Agency Bond / Note											
FHLMC GLOBAL REFERENCE NOTES DTD 09/22/2000 6.875% 09/15/2010	3134A35H5	25,000,000.00	AAA	Aaa	11/21/08	11/24/08	26,698,500.00	2.98	792,534.72	25,515,914.00	25,914,062.50
FNMA NOTES DTD 03/16/2009 1.500% 09/16/2010	3136FHFE0	25,000,000.00	AAA	Aaa	04/03/09	04/06/09	25,064,250.00	1.32	171,875.00	25,024,254.25	25,171,875.00
FHLB BONDS DTD 04/01/2009 1.450% 09/30/2010	3133XTCW4	25,000,000.00	AAA	Aaa	04/23/09	04/23/09	25,120,000.00	1.11	152,048.61	25,048,746.00	25,054,687.50
FFCB BONDS DTD 10/04/2007 4.500% 10/04/2010	31331X6M9	25,000,000.00	AAA	Aaa	03/26/08	03/27/08	26,177,250.00	2.56	459,375.00	25,283,083.50	25,617,187.50
FHLB GLOBAL BONDS DTD 04/14/2009 1.250% 10/14/2010	3133XTHN9	25,000,000.00	AAA	Aaa	04/30/09	05/01/09	25,071,500.00	1.05	118,923.61	25,030,623.00	25,140,625.00
FNMA GLOBAL BENCHMARK NOTES DTD 11/03/2000 6.625% 11/15/2010	31359MGJ6	25,000,000.00	AAA	Aaa	04/08/08	04/09/08	27,478,000.00	2.65	487,673.61	25,688,794.50	26,125,000.00
FFCB BONDS DTD 11/22/2000 6.700% 11/22/2010	31331H4M6	9,315,000.00	AAA	Aaa	04/08/08	04/09/08	10,248,340.46	2.71	171,628.88	9,579,754.28	9,745,818.75
FHLMC GLOBAL REFERENCE NOTES DTD 10/10/2008 2.875% 11/23/2010	3137EABV0	25,000,000.00	AAA	Aaa	10/27/08	10/28/08	24,897,000.00	3.08	195,659.72	24,962,989.25	25,477,525.00
FHLB TAP BONDS DTD 06/02/2008 3.500% 12/10/2010	3133XRFK1	5,200,000.00	AAA	Aaa	01/09/09	01/12/09	5,392,868.00	1.52	40,950.00	5,278,860.24	5,325,125.00
FHLB TAP BONDS DTD 05/05/2008 3.000% 12/10/2010	3133XR4S6	11,385,000.00	AAA	Aaa	01/09/09	01/12/09	11,713,514.18	1.46	76,848.75	11,519,283.57	11,616,257.81
FHLB BONDS (EX-CALLABLE) DTD 07/03/2003 3.150% 01/03/2011	31339XUJ1	8,485,000.00	AAA	Aaa	05/19/08	05/20/08	8,465,569.35	3.24	43,061.38	8,478,669.26	8,681,215.63
FFCB BONDS DTD 01/12/2009 1.600% 01/12/2011	31331GJY6	25,000,000.00	AAA	Aaa	01/08/09	01/12/09	25,049,500.00	1.50	54,444.44	25,021,553.50	25,257,812.50
FFCB BONDS DTD 01/12/2009 1.600% 01/12/2011	31331GJY6	25,000,000.00	AAA	Aaa	01/09/09	01/12/09	25,085,000.00	1.43	54,444.44	25,036,997.00	25,257,812.50
FFCB BONDS DTD 01/18/2008 3.500% 01/18/2011	31331YNJ5	10,000,000.00	AAA	Aaa	05/19/08	05/20/08	10,085,800.00	3.16	41,805.56	10,029,265.70	10,271,875.00



Managed Account Detail of Securities Held

For the Month Ending **February 28, 2010**

SAN BERNARDINO COUNTY - 76990800

Security Type/Description Dated Date/Coupon/Maturity	CUSIP	Par	S&P Rating	Moody's Rating	Trade Date	Settle Date	Original Cost	YTM at Cost	Accrued Interest	Amortized Cost	Market Value
Federal Agency Bond / Note											
FHLMC GLOBAL REFERENCE NOTES DTD 12/16/2005 4.750% 01/18/2011	3134A4VJ0	10,000,000.00	AAA	Aaa	05/19/08	05/20/08	10,394,300.00	3.19	56,736.11	10,134,198.60	10,381,250.00
FHLMC GLOBAL REFERENCE NOTES DTD 12/16/2005 4.750% 01/18/2011	3134A4VJ0	20,000,000.00	AAA	Aaa	05/22/08	05/23/08	20,731,000.00	3.30	113,472.22	20,249,786.00	20,762,500.00
FHLB GLOBAL NOTES DTD 08/03/2009 0.950% 02/03/2011	3133XUHG1	25,000,000.00	AAA	Aaa	11/19/09	11/20/09	25,147,750.00	0.46	18,472.22	25,113,374.75	25,125,000.00
FFCB DESIGNATED BONDS DTD 03/06/2006 4.875% 02/18/2011	31331VSK3	12,500,000.00	AAA	Aaa	02/03/10	02/04/10	13,078,673.75	0.40	22,005.21	13,036,980.88	13,035,156.25
FFCB DESIGNATED BONDS DTD 03/06/2006 4.875% 02/18/2011	31331VSK3	12,500,000.00	AAA	Aaa	02/03/10	02/04/10	13,078,673.75	0.40	22,005.21	13,036,980.88	13,035,156.25
FHLB NOTES DTD 11/19/2009 0.375% 02/18/2011	3133XVU82	25,000,000.00	AAA	Aaa	11/20/09	11/23/09	24,975,000.00	0.46	3,385.42	24,980,484.75	24,984,375.00
FFCB BONDS DTD 03/03/2008 3.000% 03/03/2011	31331YWG1	50,000,000.00	AAA	Aaa	12/23/08	12/24/08	51,429,000.00	1.67	741,666.67	50,662,417.00	51,281,250.00
FHLMC FLOATING MTN DTD 03/09/2009 0.327% 03/09/2011	3128X8RC8	10,000,000.00	AAA	Aaa	04/07/09	04/08/09	10,011,900.00	1.29	7,438.31	10,000,000.00	10,014,240.00
FHLMC FLOATING MTN DTD 03/09/2009 0.327% 03/09/2011	3128X8RC8	10,000,000.00	AAA	Aaa	04/07/09	04/08/09	10,011,940.00	1.29	7,438.31	10,000,000.00	10,014,240.00
FHLMC FLOATING MTN DTD 03/09/2009 0.327% 03/09/2011	3128X8RC8	10,000,000.00	AAA	Aaa	04/07/09	04/08/09	10,011,943.13	1.29	7,438.31	10,000,000.00	10,014,240.00
FHLMC FLOATING MTN DTD 03/09/2009 0.327% 03/09/2011	3128X8RC8	25,000,000.00	AAA	Aaa	03/24/09	03/25/09	25,004,500.00	1.34	18,595.78	25,000,000.00	25,035,600.00
FHLMC FLOATING MTN DTD 03/09/2009 0.327% 03/09/2011	3128X8RC8	25,000,000.00	AAA	Aaa	03/26/09	03/27/09	25,005,000.00	1.34	18,595.78	25,000,000.00	25,035,600.00
FHLB TAP BONDS DTD 02/22/2008 3.250% 03/11/2011	3133XPWW0	25,000,000.00	AAA	Aaa	11/14/08	11/17/08	25,072,500.00	3.12	383,680.56	25,033,130.00	25,718,750.00
FHLB NOTES DTD 02/08/2008 2.875% 03/11/2011	3133XPNY6	25,000,000.00	AAA	Aaa	12/03/09	12/04/09	25,732,550.00	0.56	339,409.72	25,593,566.75	25,609,375.00



Managed Account Detail of Securities Held

For the Month Ending **February 28, 2010**

SAN BERNARDINO COUNTY - 76990800

Security Type/Description Dated Date/Coupon/Maturity	CUSIP	Par	S&P Rating	Moody's Rating	Trade Date	Settle Date	Original Cost	YTM at Cost	Accrued Interest	Amortized Cost	Market Value
Federal Agency Bond / Note											
FNMA GLOBAL BENCHMARK NOTES DTD 03/26/2001 5.500% 03/15/2011	31359MHK2	25,000,000.00	AAA	Aaa	11/12/08	11/13/08	26,510,650.00	2.81	634,027.78	25,683,500.00	26,304,687.50
FHLMC GLOBAL NOTES (CALLABLE) DTD 03/16/2009 2.000% 03/16/2011	3128X8QH8	50,000,000.00	AAA	Aaa	03/06/09	03/16/09	49,962,500.00	2.04	458,333.33	49,980,282.50	50,024,850.00
FNMA GLOBAL NOTES DTD 02/27/2009 1.750% 03/23/2011	31398AVQ2	25,000,000.00	AAA	Aaa	12/10/09	12/11/09	25,376,250.00	0.57	192,013.89	25,311,331.00	25,335,937.50
FHLB NOTES DTD 09/10/2009 0.750% 03/25/2011	3133XUSX2	25,000,000.00	AAA	Aaa	12/03/09	12/04/09	25,063,500.00	0.55	89,062.50	25,051,829.50	25,062,500.00
FFCB BONDS DTD 04/07/2004 3.750% 04/07/2011	31331TZN4	12,150,000.00	AAA	Aaa	03/11/08	03/28/08	12,428,235.00	2.95	182,250.00	12,254,017.24	12,582,843.75
FNMA NOTES (CALLABLE) DTD 04/15/2009 1.750% 04/15/2011	31398AWL2	11,950,000.00	AAA	Aaa	04/20/09	04/21/09	11,947,012.50	1.76	79,002.78	11,948,305.85	11,964,937.50
FNMA NOTES (CALLABLE) DTD 04/15/2009 1.750% 04/15/2011	31398AWL2	15,000,000.00	AAA	Aaa	04/09/09	04/15/09	14,994,450.00	1.77	99,166.67	14,996,862.90	15,018,750.00
FNMA NOTES (CALLABLE) DTD 04/15/2009 1.750% 04/15/2011	31398AWL2	15,000,000.00	AAA	Aaa	04/09/09	04/15/09	14,994,750.00	1.77	99,166.67	14,997,032.55	15,018,750.00
FHLMC GLOBAL REFERENCE NOTES DTD 03/09/2006 5.125% 04/18/2011	3137EAAB5	12,000,000.00	AAA	Aaa	03/12/08	03/13/08	12,773,400.00	2.93	227,208.33	12,290,374.80	12,626,250.00
FHLMC GLOBAL REFERENCE NOTES DTD 03/09/2006 5.125% 04/18/2011	3137EAAB5	25,000,000.00	AAA	Aaa	03/11/08	03/12/08	26,612,500.00	2.93	473,350.69	25,604,905.00	26,304,687.50
FHLMC GLOBAL REFERENCE NOTES DTD 03/09/2006 5.125% 04/18/2011	3137EAAB5	25,000,000.00	AAA	Aaa	10/22/08	10/23/08	26,030,000.00	3.38	473,350.69	25,478,784.50	26,304,687.50
FHLMC MTN (CALLABLE) DTD 04/20/2009 1.750% 04/20/2011	3128X8WC2	20,000,000.00	AAA	Aaa	05/19/09	05/20/09	20,149,000.00	1.35	127,361.11	20,022,175.40	20,031,400.00
FHLMC MTN (CALLABLE) DTD 04/20/2009 1.750% 04/20/2011	3128X8WC2	25,000,000.00	AAA	Aaa	04/09/09	04/20/09	24,975,000.00	1.80	159,201.39	24,985,694.25	25,039,250.00
FFCB BONDS DTD 04/21/2008 2.625% 04/21/2011	31331YG46	25,000,000.00	AAA	Aaa	11/06/08	11/07/08	24,738,000.00	3.07	236,979.17	24,876,221.25	25,593,750.00



Managed Account Detail of Securities Held

For the Month Ending **February 28, 2010**

SAN BERNARDINO COUNTY - 76990800

Security Type/Description Dated Date/Coupon/Maturity	CUSIP	Par	S&P Rating	Moody's Rating	Trade Date	Settle Date	Original Cost	YTM at Cost	Accrued Interest	Amortized Cost	Market Value
Federal Agency Bond / Note											
FFCB BONDS DTD 04/21/2008 2.625% 04/21/2011	31331YG46	50,000,000.00	AAA	Aaa	10/21/08	10/22/08	48,936,500.00	3.52	473,958.33	49,503,851.50	51,187,500.00
FHLB STEP CPN BONDS (CALLABLE) DTD 04/28/2009 1.000% 04/28/2011	3133XTJX5	25,000,000.00	AAA	Aaa	05/11/09	05/12/09	24,987,500.00	1.03	85,416.67	24,992,602.00	25,023,450.00
FNMA NOTES (CALLABLE) DTD 04/29/2009 1.700% 04/29/2011	31398AWY4	20,000,000.00	AAA	Aaa	04/27/09	04/29/09	20,000,000.00	1.70	115,222.22	20,000,000.00	20,037,500.00
FNMA NOTES (CALLABLE) DTD 05/12/2009 1.450% 05/12/2011	3136FHQF5	25,000,000.00	AAA	Aaa	05/05/09	05/12/09	24,987,750.00	1.48	109,756.94	24,992,626.50	25,046,875.00
FNMA GLOBAL BENCHMARK NOTES DTD 05/25/2001 6.000% 05/15/2011	31359MJH7	50,000,000.00	AAA	Aaa	11/18/08	11/19/08	53,313,500.00	3.21	883,333.33	51,636,608.50	53,312,500.00
FFCB BONDS (CALLABLE) DTD 05/18/2009 1.375% 05/18/2011	31331GVN6	970,000.00	AAA	Aaa	05/19/09	05/20/09	971,164.00	1.31	3,816.01	970,251.18	972,121.88
FFCB BONDS (CALLABLE) DTD 05/18/2009 1.375% 05/18/2011	31331GVN6	17,442,000.00	AAA	Aaa	05/19/09	05/20/09	17,468,163.00	1.30	68,617.31	17,447,645.10	17,480,154.38
FFCB FLOATING BONDS DTD 05/18/2009 0.319% 05/18/2011	31331GWG0	25,000,000.00	AAA	Aaa	05/20/09	05/21/09	25,000,500.00	0.42	2,877.61	25,000,000.00	25,038,425.00
FNMA STEP CPN NOTES (CALLABLE) DTD 05/27/2009 1.000% 05/27/2011	3136FHRJ6	16,000,000.00	AAA	Aaa	05/11/09	05/27/09	15,985,600.00	1.05	41,777.78	15,991,047.04	16,015,000.00
FHLB TAP BONDS DTD 05/24/2005 4.250% 06/10/2011	3133XBYA7	25,000,000.00	AAA	Aaa	07/23/08	07/24/08	25,158,250.00	4.01	239,062.50	25,072,726.00	26,101,562.50
FFCB BONDS DTD 06/25/2008 3.875% 08/25/2011	31331YZ86	25,000,000.00	AAA	Aaa	11/05/08	11/06/08	25,518,000.00	3.10	16,145.83	25,280,152.50	26,148,437.50
FFCB BONDS DTD 06/25/2008 3.875% 08/25/2011	31331YZ86	50,000,000.00	AAA	Aaa	11/04/08	11/05/08	50,894,000.00	3.20	32,291.67	50,483,532.00	52,296,875.00
FNMA NOTES (CALLABLE) DTD 09/28/2009 1.250% 09/28/2011	31398AZH8	25,000,000.00	AAA	Aaa	11/24/09	11/25/09	25,106,250.00	1.02	132,812.50	25,072,678.00	25,078,125.00
FHLB NOTES (CALLABLE) DTD 10/19/2009 1.375% 10/19/2011	3133XV6N6	25,000,000.00	AAA	Aaa	10/22/09	10/23/09	25,000,000.00	1.38	126,041.67	25,000,000.00	25,039,062.50



Managed Account Detail of Securities Held

For the Month Ending **February 28, 2010**

SAN BERNARDINO COUNTY - 76990800

Security Type/Description Dated Date/Coupon/Maturity	CUSIP	Par	S&P Rating	Moody's Rating	Trade Date	Settle Date	Original Cost	YTM at Cost	Accrued Interest	Amortized Cost	Market Value
Federal Agency Bond / Note											
FHLB NOTES (CALLABLE) DTD 10/19/2009 1.375% 10/19/2011	3133XV6N6	25,000,000.00	AAA	Aaa	10/23/09	10/26/09	24,997,500.00	1.38	126,041.67	24,997,946.00	25,039,062.50
FFCB NOTES (FLOAT) DTD 11/02/2009 0.209% 11/02/2011	31331G2M0	25,000,000.00	AAA	Aaa	11/06/09	11/09/09	25,000,000.00	0.22	3,919.88	25,000,000.00	24,990,975.00
FHLMC NOTES (CALLABLE) DTD 11/10/2009 1.200% 11/10/2011	3128X9KQ2	25,000,000.00	AAA	Aaa	10/29/09	11/10/09	24,975,000.00	1.25	92,500.00	24,978,818.25	25,070,925.00
FHLMC NOTES (CALLABLE) DTD 11/10/2009 1.200% 11/10/2011	3128X9KQ2	25,000,000.00	AAA	Aaa	10/29/09	11/10/09	24,975,000.00	1.25	92,500.00	24,978,818.25	25,070,925.00
FHLB NOTES (CALLABLE) DTD 12/09/2009 1.050% 12/09/2011	3133XVWS6	25,000,000.00	AAA	Aaa	11/30/09	12/09/09	24,987,500.00	1.08	59,791.67	24,988,912.25	25,007,812.50
FHLB NOTES (CALLABLE) DTD 12/21/2009 1.050% 12/21/2011	3133XVYX3	25,000,000.00	AAA	Aaa	12/11/09	12/21/09	24,947,500.00	1.16	51,041.67	24,952,560.00	24,976,562.50
FFCB NOTES (CALLABLE) DTD 12/23/2009 1.050% 12/23/2011	31331G6O7	25,000,000.00	AAA	Aaa	12/18/09	12/23/09	25,000,000.00	1.05	49,583.33	25,000,000.00	25,054,687.50
FFCB NOTES DTD 01/12/2010 1.100% 01/12/2012	31331JBL6	25,000,000.00	AAA	Aaa	02/18/10	02/19/10	25,065,000.00	0.96	37,430.56	25,063,869.75	25,070,312.50
FHLB NOTES (CALLABLE) DTD 01/19/2010 1.200% 01/19/2012	3133XWNW5	25,000,000.00	AAA	Aaa	01/22/10	01/25/10	24,997,500.00	1.21	35,000.00	24,997,627.25	25,039,062.50
FNMA NOTES (CALLABLE) DTD 01/20/2010 1.500% 01/20/2012	31398AC91	12,500,000.00	AAA	Aaa	01/05/10	01/20/10	12,500,000.00	1.50	21,354.17	12,500,000.00	12,531,250.00
FNMA NOTES (CALLABLE) DTD 01/20/2010 1.500% 01/20/2012	31398AC91	12,500,000.00	AAA	Aaa	01/05/10	01/20/10	12,500,000.00	1.50	21,354.17	12,500,000.00	12,531,250.00
FHLMC NOTES (CALLABLE) DTD 01/25/2010 1.375% 01/25/2012	3128X9TM2	25,000,000.00	AAA	Aaa	01/05/10	01/25/10	25,000,000.00	1.38	34,375.00	25,000,000.00	25,147,050.00
FHLB NOTES (CALLABLE) DTD 01/25/2010 1.125% 01/25/2012	3133XWPU7	25,000,000.00	AAA	Aaa	01/22/10	01/25/10	24,997,500.00	1.13	28,125.00	24,997,624.00	25,062,500.00
FFCB NOTES (CALLABLE) DTD 02/09/2010 1.040% 02/09/2012	31331JDM2	25,000,000.00	AAA	Aaa	02/05/10	02/09/10	24,992,500.00	1.06	15,888.89	24,992,727.25	25,023,437.50



Managed Account Detail of Securities Held

For the Month Ending **February 28, 2010**

SAN BERNARDINO COUNTY - 76990800

Security Type/Description Dated Date/Coupon/Maturity	CUSIP	Par	S&P Rating	Moody's Rating	Trade Date	Settle Date	Original Cost	YTM at Cost	Accrued Interest	Amortized Cost	Market Value
Federal Agency Bond / Note											
FHLB NOTES DTD 12/24/2009 1.050% 02/24/2012	3133XWFP9	25,000,000.00	AAA	Aaa	12/29/09	12/30/09	24,854,250.00	1.33	5,104.17	24,865,515.25	25,062,500.00
FHLMC NOTES (CALLABLE) DTD 06/29/2009 2.450% 06/29/2012	3128X8S52	25,000,000.00	AAA	Aaa	06/11/09	06/29/09	25,000,000.00	2.45	105,486.11	25,000,000.00	25,155,675.00
FNMA NOTES (CALLABLE) DTD 07/16/2009 2.125% 07/16/2012	3136FHN27	40,850,000.00	AAA	Aaa	07/15/09	07/16/09	40,876,144.00	2.10	108,507.81	40,859,854.25	41,105,312.50
FHLB NOTES (CALLABLE) DTD 02/03/2010 1.450% 08/03/2012	3133XWR76	25,000,000.00	AAA	Aaa	01/28/10	02/03/10	24,995,000.00	1.46	28,194.44	24,995,153.25	25,101,562.50
FHLB NOTES DTD 07/23/2009 1.750% 08/22/2012	3133XUE41	50,000,000.00	AAA	Aaa	07/31/09	08/03/09	49,767,500.00	1.91	21,875.00	49,810,887.50	50,609,375.00
FHLMC NOTES DTD 08/06/2009 2.125% 09/21/2012	3137EACE7	25,000,000.00	AAA	Aaa	12/22/09	12/23/09	25,393,000.00	1.54	302,517.36	25,366,820.25	25,507,812.50
FHLB STEP CPN BONDS (CALLABLE) DTD 09/30/2009 1.500% 09/25/2012	3133XUZU0	50,000,000.00	AAA	Aaa	09/29/09	09/30/09	50,050,000.00	2.26	314,583.33	50,006,857.00	50,031,250.00
FHLB NOTES DTD 11/04/2009 1.750% 12/14/2012	3133XVNT4	25,000,000.00	AAA	Aaa	12/01/09	12/02/09	25,216,250.00	1.46	142,187.50	25,199,065.75	25,210,937.50
FHLB NOTES DTD 11/04/2009 1.750% 12/14/2012	3133XVNT4	25,000,000.00	AAA	Aaa	12/04/09	12/07/09	25,039,500.00	1.70	142,187.50	25,036,656.25	25,210,937.50
FHLMC NOTES (CALLABLE) DTD 12/17/2009 1.700% 12/17/2012	3128X9PN4	25,000,000.00	AAA	Aaa	12/02/09	12/17/09	25,016,250.00	1.68	87,361.11	25,012,923.25	25,070,450.00
FHLMC NOTES (CALLABLE) DTD 12/17/2009 1.700% 12/17/2012	3128X9PN4	50,000,000.00	AAA	Aaa	12/04/09	12/17/09	49,815,000.00	1.83	174,722.22	49,827,389.50	50,140,900.00
FFCB NOTES DTD 12/24/2009 1.625% 12/24/2012	31331JAB9	25,000,000.00	AAA	Aaa	12/21/09	12/24/09	24,930,000.00	1.72	75,607.64	24,934,250.00	25,148,437.50
FNMA NOTES (CALLABLE) DTD 12/28/2009 1.750% 12/28/2012	31398AB76	25,000,000.00	AAA	Aaa	12/15/09	12/28/09	24,890,000.00	1.90	76,562.50	24,896,265.75	25,085,937.50
FNMA NOTES (CALLABLE) DTD 12/28/2009 1.750% 12/28/2012	31398AB76	25,000,000.00	AAA	Aaa	02/10/10	02/11/10	24,981,250.00	1.78	76,562.50	24,981,626.00	25,085,937.50



Managed Account Detail of Securities Held

For the Month Ending **February 28, 2010**

SAN BERNARDINO COUNTY - 76990800

Security Type/Description Dated Date/Coupon/Maturity	CUSIP	Par	S&P Rating	Moody's Rating	Trade Date	Settle Date	Original Cost	YTM at Cost	Accrued Interest	Amortized Cost	Market Value
Federal Agency Bond / Note											
FFCB NOTES (CALLABLE) DTD 02/19/2010 1.670% 02/19/2013	31331JEK5	25,000,000.00	AAA	Aaa	02/19/10	02/22/10	24,887,500.00	1.83	13,916.67	24,888,419.50	25,023,437.50
FFCB NOTES DTD 01/15/2010 1.750% 02/21/2013	31331JBV4	25,000,000.00	AAA	Aaa	02/11/10	02/12/10	25,035,250.00	1.70	12,152.78	25,034,619.50	25,203,125.00
Security Type Sub-Total		2,721,182,000.00					2,751,848,066.57	1.92	18,412,021.75	2,732,611,881.51	2,756,256,497.14
Commercial Paper											
BNP PARIBAS FINANCE INC COMM PAPER -- 0.000% 03/01/2010	0556N1C19	25,000,000.00	A-1+	P-1	01/28/10	01/28/10	24,996,888.89	0.14	0.00	25,000,000.00	24,999,750.00
BNP PARIBAS FINANCE INC COMM PAPER -- 0.000% 03/01/2010	0556N1C19	25,000,000.00	A-1+	P-1	02/26/10	02/26/10	24,999,750.00	0.12	0.00	25,000,000.00	24,999,750.00
CREDIT AGRICOLE NA COMM PAPER -- 0.000% 03/01/2010	22532CC10	45,000,000.00	A-1+	P-1	02/26/10	02/26/10	44,999,550.00	0.12	0.00	45,000,000.00	44,999,550.00
GENERAL ELECTRIC CO COMM PAPER -- 0.000% 03/01/2010	36960MC19	50,000,000.00	A-1+	P-1	01/27/10	01/27/10	49,994,500.00	0.12	0.00	50,000,000.00	49,999,400.00
GENERAL ELECTRIC CO COMM PAPER -- 0.000% 03/01/2010	36960MC19	50,000,000.00	A-1+	P-1	01/27/10	01/27/10	49,994,500.00	0.12	0.00	50,000,000.00	49,999,400.00
SOCIETE GENERALE N AMER COMM PAPER -- 0.000% 03/01/2010	83365SC19	50,000,000.00	A-1	P-1	02/26/10	02/26/10	49,999,375.00	0.15	0.00	50,000,000.00	49,999,400.00
SOCIETE GENERALE N AMER COMM PAPER -- 0.000% 03/01/2010	83365SC19	50,000,000.00	A-1	P-1	02/26/10	02/26/10	49,999,375.00	0.15	0.00	50,000,000.00	49,999,400.00
CREDIT AGRICOLE NA COMM PAPER -- 0.000% 03/01/2010	22532CC10	50,000,000.00	A-1+	P-1	02/26/10	02/26/10	49,999,500.00	0.12	0.00	50,000,000.00	49,999,500.00
NORDEA NORTH AMERICA INC COMM PAPER -- 0.000% 03/15/2010	6555P1CF2	25,000,000.00	A-1+	P-1	02/05/10	02/05/10	24,995,777.78	0.16	0.00	24,998,444.50	24,998,350.00
SVENSKA HANDELSBANKEN INC COMM PAPER -- 0.000% 03/29/2010	86958UCV4	50,000,000.00	A-1+	P-1	12/29/09	12/29/09	49,976,250.00	0.19	0.00	49,992,611.00	49,993,050.00



Managed Account Detail of Securities Held

For the Month Ending **February 28, 2010**

SAN BERNARDINO COUNTY - 76990800

Security Type/Description Dated Date/Coupon/Maturity	CUSIP	Par	S&P Rating	Moody's Rating	Trade Date	Settle Date	Original Cost	YTM at Cost	Accrued Interest	Amortized Cost	Market Value
Security Type Sub-Total		420,000,000.00					419,955,466.67	0.14	0.00	419,991,055.50	419,987,550.00
Certificate of Deposit											
CALYON NY CERT DEPOS DTD 01/29/2010 0.170% 03/01/2010	13170MGU6	5,000,000.00	A-1+	P-1	01/29/10	01/29/10	5,000,000.00	0.17	731.94	5,000,000.00	5,000,003.00
NORDEA BANK FIN NY CERT DEPOS DTD 02/04/2010 0.140% 03/01/2010	65556QZL0	20,000,000.00	A-1+	P-1	02/04/10	02/04/10	20,000,000.00	0.14	1,944.44	20,000,000.00	19,999,994.20
BNP PARIBAS SF CERT DEPOS DTD 02/11/2010 0.140% 03/02/2010	05566QP50	25,000,000.00	A-1+	P-1	02/11/10	02/11/10	25,000,000.00	0.14	1,750.00	25,000,000.00	24,999,984.25
RABOBANK NEDERLAND NV NY CERT DEPOS DTD 12/02/2009 0.190% 03/02/2010	74977G5X2	38,000,000.00	A-1+	P-1	02/17/10	02/17/10	38,000,548.02	0.15	17,849.35	38,000,042.18	38,000,083.60
BNP PARIBAS SF CERT DEPOS DTD 02/11/2010 0.140% 03/05/2010	05566QP68	25,000,000.00	A-1+	P-1	02/11/10	02/11/10	25,000,000.00	0.14	1,750.00	25,000,000.00	24,999,950.00
BNP PARIBAS SF CERT DEPOS DTD 02/11/2010 0.150% 03/09/2010	05566QP76	25,000,000.00	A-1+	P-1	02/11/10	02/11/10	25,000,000.00	0.15	1,875.00	25,000,000.00	24,999,946.75
RABOBANK NEDERLAND NV NY CERT DEPOS DTD 12/09/2009 0.190% 03/10/2010	74977JDX7	50,000,000.00	A-1+	P-1	12/09/09	12/09/09	50,000,000.00	0.19	21,638.89	50,000,000.00	50,000,425.00
RABOBANK NEDERLAND NV NY CERT DEPOS DTD 12/18/2009 0.200% 03/18/2010	74977G7H5	12,000,000.00	A-1+	P-1	01/28/10	01/28/10	12,000,816.00	0.15	4,866.67	12,000,283.08	12,000,193.20
CALYON NY CERT DEPOS DTD 11/17/2009 0.250% 03/18/2010	13170MAJ7	50,000,000.00	A-1+	P-1	02/10/10	02/10/10	50,003,994.50	0.17	36,111.11	50,001,886.50	50,002,055.00
NORDEA BANK FIN NY CERT DEPOS DTD 02/17/2010 0.160% 03/19/2010	65556QA94	10,000,000.00	A-1+	P-1	02/17/10	02/17/10	10,000,000.00	0.16	533.33	10,000,000.00	9,999,953.70
BNP PARIBAS SF CERT DEPOS DTD 02/11/2010 0.150% 03/24/2010	05566OP84	25,000,000.00	A-1+	P-1	02/11/10	02/11/10	25,000,000.00	0.15	1,875.00	25,000,000.00	24,999,601.50
Security Type Sub-Total		285,000,000.00					285,005,358.52	0.16	90,925.73	285,002,211.76	285,002,190.20
Managed Account Sub-Total		4,339,873,000.00					4,376,772,069.39	1.35	19,984,871.35	4,355,770,145.92	4,381,959,125.20



Managed Account Detail of Securities Held

For the Month Ending **February 28, 2010**

SAN BERNARDINO COUNTY - 76990800

Securities Sub-Total	\$4,339,873,000.00	\$4,376,772,069.39	1.35%	\$19,984,871.35	\$4,355,770,145.92	\$4,381,959,125.20
Accrued Interest						\$19,984,871.35
Total Investments						\$4,401,943,996.55



Managed Account Fair Market Value & Analytics

For the Month Ending **February 28, 2010**

SAN BERNARDINO COUNTY - 76990800

Security Type/Description	CUSIP	Par	Broker	Next Call Date	Market Price	Market Value	Unreal G/L On Cost	Unreal G/L Amort Cost	Duration to Worst	YTM at Mkt
U.S. Treasury Bond / Note										
US TREASURY NOTES DTD 07/31/2008 2.750% 07/31/2010	912828JF8	25,000,000.00	JPMCHASE		101.08	25,269,525.00	(323,248.43)	38,697.75	0.42	0.20
US TREASURY NOTES DTD 08/31/2008 2.375% 08/31/2010	912828JJ0	25,000,000.00	DEUTSCHE		101.08	25,269,525.00	(234,381.25)	43,648.25	0.50	0.22
US TREASURY NOTES DTD 08/31/2008 2.375% 08/31/2010	912828JJ0	50,000,000.00	BK AMER		101.08	50,539,050.00	(238,293.75)	2,720.00	0.50	0.22
US TREASURY NOTES DTD 10/31/2008 1.500% 10/31/2010	912828JP6	25,000,000.00	DEUTSCHE		100.83	25,208,000.00	(50,789.05)	70,492.25	0.66	0.25
US TREASURY NOTES DTD 11/30/2008 1.250% 11/30/2010	912828JS0	25,000,000.00	UBS PW		100.73	25,182,625.00	23,445.32	92,139.00	0.75	0.28
US TREASURY NOTES DTD 12/31/2008 0.875% 12/31/2010	912828JV3	25,000,000.00	JPMCHASE		100.48	25,120,125.00	7,820.31	38,739.00	0.83	0.30
US TREASURY NOTES DTD 12/31/2008 0.875% 12/31/2010	912828JV3	25,000,000.00	BK AMER		100.48	25,120,125.00	(7,804.69)	24,738.25	0.83	0.30
US TREASURY NOTES DTD 01/31/2009 0.875% 01/31/2011	912828JY7	25,000,000.00	DEUTSCHE		100.51	25,126,950.00	(3,909.38)	7,534.75	0.92	0.32
US TREASURY NOTES DTD 02/15/2001 5.000% 02/15/2011	9128276T4	20,000,000.00	CSFB		104.48	20,895,320.00	(95,305.00)	52,389.20	0.95	0.34
US TREASURY NOTES DTD 02/28/2009 0.875% 02/28/2011	912828KE9	25,000,000.00	DEUTSCHE		100.52	25,129,875.00	11,710.94	33,931.00	1.00	0.35
US TREASURY NOTES DTD 02/28/2009 0.875% 02/28/2011	912828KE9	25,000,000.00	DEUTSCHE		100.52	25,129,875.00	1,945.31	5,710.50	1.00	0.35
US TREASURY NOTES DTD 03/31/2006 4.750% 03/31/2011	912828FA3	25,000,000.00	UBS AG		104.74	26,184,575.00	(98,628.13)	37,702.50	1.05	0.37
US TREASURY NOTES DTD 04/30/2009 0.875% 04/30/2011	912828KL3	50,000,000.00	UBS AG		100.56	50,281,250.00	105,468.75	129,761.00	1.16	0.39
US TREASURY NOTES DTD 07/31/2006 4.875% 07/31/2011	912828FN5	25,000,000.00	CSFB		106.23	26,558,600.00	(347,650.00)	214,154.25	1.39	0.47
US TREASURY NOTES DTD 07/31/2009 1.000% 07/31/2011	912828LG3	25,000,000.00	MIZUHO		100.73	25,182,625.00	282,234.37	253,577.50	1.41	0.48



Managed Account Fair Market Value & Analytics

For the Month Ending **February 28, 2010**

SAN BERNARDINO COUNTY - 76990800

Security Type/Description	CUSIP	Par	Broker	Next Call Date	Market Price	Market Value	Unreal G/L On Cost	Unreal G/L Amort Cost	Duration to Worst	YTM at Mkt
U.S. Treasury Bond / Note										
US TREASURY NOTES DTD 05/15/2009 1.375% 05/15/2012	912828KP4	10,000,000.00	DEUTSCHE		101.02	10,101,560.00	139,060.00	129,814.00	2.17	0.91
US TREASURY NOTES DTD 05/15/2009 1.375% 05/15/2012	912828KP4	10,000,000.00	DEUTSCHE		101.02	10,101,560.00	211,716.25	184,886.70	2.17	0.91
US TREASURY NOTES DTD 05/15/2009 1.375% 05/15/2012	912828KP4	10,000,000.00	DEUTSCHE		101.02	10,101,560.00	203,903.75	178,968.30	2.17	0.91
US TREASURY NOTES DTD 05/15/2009 1.375% 05/15/2012	912828KP4	10,000,000.00	CITIGRP		101.02	10,101,560.00	263,278.75	224,086.10	2.17	0.91
US TREASURY NOTES DTD 05/15/2009 1.375% 05/15/2012	912828KP4	10,000,000.00	CSFB		101.02	10,101,560.00	249,216.25	213,510.90	2.17	0.91
Security Type Sub-Total		470,000,000.00				476,705,845.00	99,790.32	1,977,201.20	1.02	0.38
U.S. Government Supported Corporate Debt										
CITIGROUP FUNDING INC (FDIC) FLOAT MTN DTD 01/30/2009 0.349% 07/30/2010	17314AAA0	25,000,000.00	CITIGRP		100.08	25,019,525.00	2,575.00	19,525.00	0.42	0.16
GENERAL ELEC CAP CORP (FDIC) GLOBAL FRN DTD 03/12/2009 0.335% 03/11/2011	36967HAM9	22,100,000.00	MORGANST		100.24	22,152,001.30	7,602.40	18,082.88	1.03	0.11
GOLDMAN SACHS GROUP INC (FDIC) GL NOTES DTD 01/21/2009 1.625% 07/15/2011	38146FAF8	25,000,000.00	CITIGRP		101.19	25,298,000.00	366,500.00	336,496.25	1.36	0.76
GOLDMAN SACHS GROUP INC (FDIC) GL NOTES DTD 01/21/2009 1.625% 07/15/2011	38146FAF8	25,000,000.00	GOLDMAN		101.19	25,298,000.00	147,500.00	191,675.25	1.36	0.76
Security Type Sub-Total		97,100,000.00				97,767,526.30	524,177.40	565,779.38	1.05	0.46
Money Market Fund										
FEDERATED PRIME OBLIGATION MUTUAL	60934N203	1,000,000.00			1.00	1,000,000.00	0.00	0.00	0.00	0.02



Managed Account Fair Market Value & Analytics

For the Month Ending **February 28, 2010**

SAN BERNARDINO COUNTY - 76990800

Security Type/Description Dated Date/Coupon/Maturity	CUSIP	Par	Broker	Next Call Date	Market Price	Market Value	Unreal G/L On Cost	Unreal G/L Amort Cost	Duration to Worst	YTM at Mkt
Money Market Fund										
FIDELITY GOV'T MM FUND 57	316175108	4,000,000.00			1.00	4,000,000.00	0.00	0.00	0.00	0.02
FEDERATED GOVT OBLIGATIONS FUND	60934N104	25,000,000.00			1.00	25,000,000.00	0.00	0.00	0.00	0.02
Security Type Sub-Total		30,000,000.00				30,000,000.00	0.00	0.00	0.00	0.02

Federal Agency Discount Note										
FHLMC DISC NOTE -- 0.000% 06/21/2010	313397YJ4	25,000,000.00	DIRECT		99.94	24,985,172.50	11,714.17	1,505.75	0.31	0.19
FHLMC DISC NOTE -- 0.000% 06/21/2010	313397YJ4	25,000,000.00	DIRECT		99.94	24,985,172.50	11,714.17	1,505.75	0.31	0.19
FHLMC DISC NOTE -- 0.000% 06/21/2010	313397YJ4	25,000,000.00	DIRECT		99.94	24,985,172.50	11,714.17	1,505.75	0.31	0.19
FNMA DISC NOTE -- 0.000% 06/23/2010	313589YL1	25,000,000.00	JPMCHASE		99.94	24,984,770.25	11,311.92	1,395.25	0.31	0.19
FNMA DISC NOTE -- 0.000% 07/01/2010	313589YU1	50,000,000.00	DIRECT		99.93	49,966,226.50	17,476.50	(3,273.50)	0.34	0.20
FHLMC DISC NOTE -- 0.000% 07/01/2010	313397YU9	50,000,000.00	CSFB		99.93	49,966,226.50	22,962.61	2,657.00	0.34	0.20
FHLMC DISC NOTE -- 0.000% 09/21/2010	313397G62	25,000,000.00	JPMCHASE		99.85	24,961,660.50	(1,186.72)	(2,922.75)	0.56	0.27
FNMA DISC NOTE -- 0.000% 10/01/2010	313589H89	41,591,000.00	DAINRAUS		99.83	41,521,939.81	42,137.97	17,472.38	0.59	0.28
FHLMC DISC NOTE -- 0.000% 11/18/2010	313397P88	50,000,000.00	DEUTSCHE		99.77	49,883,175.50	(2,102.28)	(14,935.50)	0.72	0.32
Security Type Sub-Total		316,591,000.00				316,239,516.56	125,742.51	4,910.13	0.44	0.23

Federal Agency Bond / Note										
FNMA NOTES (CALLED, OMD 03/02/2011) DTD 03/02/2009 2.000% 03/02/2010	31398AVL3	50,000,000.00	GOLDMAN	03/02/10	100.00	50,000,000.00	2,500.00	7.00	0.01	3.96



Managed Account Fair Market Value & Analytics

For the Month Ending **February 28, 2010**

SAN BERNARDINO COUNTY - 76990800

Security Type/Description	CUSIP	Par	Broker	Next Call Date	Market Price	Market Value	Unreal G/L On Cost	Unreal G/L Amort Cost	Duration to Worst	YTM at Mkt
Federal Agency Bond / Note										
FNMA NOTES (CALLED, OMD 03/02/2011) DTD 03/02/2009 2.000% 03/02/2010	31398AVL3	50,000,000.00	GOLDMAN	03/02/10	100.00	50,000,000.00	2,500.00	7.00	0.01	3.96
FNMA NOTES (CALLED, OMD 03/02/2011) DTD 03/02/2009 2.000% 03/02/2010	31398AVL3	50,000,000.00	BK AMER	03/02/10	100.00	50,000,000.00	13,500.00	37.50	0.01	3.96
FNMA GLOBAL NOTES (EX-CALLABLE) DTD 03/08/2005 4.400% 03/08/2010	31359MXV0	10,000,000.00	GILFORD		100.09	10,009,375.00	(348,425.00)	5,710.70	0.02	1.25
FHLMC GLOBAL NOTES (CALLED, OMD 3/9/11) DTD 03/09/2009 2.050% 03/09/2010	3128X8NB4	50,000,000.00	UBS PW	03/09/10	100.03	50,015,500.00	40,500.00	28,405.50	0.03	2.02
FNMA GLOBAL BENCHMARK NOTES DTD 04/11/2008 2.375% 05/20/2010	31398APV8	25,000,000.00	UBS PW		100.50	25,125,000.00	(216,500.00)	61,810.00	0.22	0.18
FHLMC GLOBAL REFERENCE NOTES DTD 03/14/2008 2.375% 05/28/2010	3137EABH1	10,000,000.00	MORGANST		100.53	10,053,125.00	272,425.00	80,799.30	0.24	0.25
FNMA GLOBAL NOTES (EX-CALLABLE) DTD 06/01/2005 4.625% 06/01/2010	31359MC50	2,110,000.00	GILFORD		101.13	2,133,737.50	(69,967.60)	12,589.82	0.25	0.27
FNMA GLOBAL NOTES (EX-CALLABLE) DTD 06/01/2005 4.625% 06/01/2010	31359MC50	3,255,000.00	GILFORD		101.13	3,291,618.75	(107,935.80)	19,421.71	0.25	0.27
FHLB TAP BONDS DTD 05/06/2005 4.250% 06/11/2010	3133XBTH8	15,000,000.00	CITIGRP		101.16	15,173,437.50	(129,862.50)	130,581.15	0.28	0.21
FHLB TAP BONDS DTD 04/29/2008 3.000% 06/11/2010	3133XR2Y5	25,000,000.00	MIZUHO		100.78	25,195,312.50	(402,187.50)	73,421.75	0.28	0.27
FHLB TAP BONDS DTD 04/29/2008 3.000% 06/11/2010	3133XR2Y5	50,000,000.00	LOOP CAP		100.78	50,390,625.00	(57,117.00)	307,744.00	0.28	0.27
FNMA NOTES (EX-CALLABLE) DTD 06/16/2005 4.625% 06/16/2010	3136F67J2	10,015,000.00	GILFORD		101.28	10,143,317.19	(290,309.81)	71,585.32	0.29	0.35
FHLMC GLOBAL REFERENCE NOTES DTD 05/23/2008 2.875% 06/28/2010	3137EABL2	25,000,000.00	UBS PW		100.90	25,226,175.00	135,175.00	207,223.50	0.33	0.16
FHLB GLOBAL BONDS DTD 04/20/2009 1.060% 07/13/2010	3133XTHR0	25,000,000.00	DAINRAUS		100.34	25,085,937.50	6,437.50	61,162.75	0.37	0.14



Managed Account Fair Market Value & Analytics

For the Month Ending **February 28, 2010**

SAN BERNARDINO COUNTY - 76990800

Security Type/Description	CUSIP	Par	Broker	Next Call Date	Market Price	Market Value	Unreal G/L On Cost	Unreal G/L Amort Cost	Duration to Worst	YTM at Mkt
Federal Agency Bond / Note										
FNMA FLOATING GLOBAL NOTES DTD 01/12/2009 0.141% 07/13/2010	31398AUW0	25,500,000.00	MIZUHO		100.02	25,504,666.50	18,181.50	18,181.50	0.37	0.09
FHLB GLOBAL BONDS DTD 06/19/2008 3.500% 07/16/2010	3133XRN22	50,000,000.00	MIZUHO		101.28	50,640,625.00	(9,875.00)	488,751.00	0.38	0.16
FNMA NOTES (EX-CALLABLE) DTD 08/02/2005 4.750% 08/02/2010	3136F7GP6	7,575,000.00	GILFORD		101.88	7,717,031.25	(140,061.75)	87,282.18	0.42	0.36
FHLMC GLOBAL NOTES (EX-CALLABLE) DTD 08/04/2005 4.790% 08/04/2010	3128X4GL9	15,000,000.00	GILFORD		101.97	15,296,145.00	(417,705.00)	160,997.40	0.43	0.23
FHLB BONDS DTD 08/06/2003 4.550% 08/06/2010	3133X0KH1	11,000,000.00	MIZUHO		101.84	11,202,812.50	(126,967.50)	138,700.21	0.43	0.35
FHLB TAP BONDS DTD 08/16/2000 6.875% 08/13/2010	3133MBZE0	13,980,000.00	CITIGRP		103.03	14,403,768.75	(779,350.05)	182,155.49	0.45	0.26
FHLB TAP BONDS DTD 07/24/2003 4.125% 08/13/2010	3133X06Q7	17,000,000.00	GILFORD		101.78	17,302,812.50	(115,047.50)	216,918.47	0.45	0.24
FHLB TAP BONDS DTD 08/22/2002 4.750% 08/13/2010	3133MRCM2	25,000,000.00	CITIGRP		102.06	25,515,625.00	(13,625.00)	400,505.75	0.45	0.25
FHLMC GLOBAL NOTES DTD 03/10/2009 1.450% 09/10/2010	3128X8QT2	10,000,000.00	LOOP CAP		100.74	10,074,390.00	(5,410.00)	41,701.10	0.53	0.05
FHLMC GLOBAL NOTES DTD 03/10/2009 1.450% 09/10/2010	3128X8QT2	10,000,000.00	GILFORD		100.74	10,074,390.00	(5,620.00)	41,615.30	0.53	0.05
FHLB TAP BONDS DTD 07/09/2008 3.375% 09/10/2010	3133XRT83	25,000,000.00	UBS PW		101.66	25,414,062.50	368,562.50	401,943.50	0.52	0.27
FFCB BONDS DTD 06/13/2007 5.250% 09/13/2010	31331XE40	25,000,000.00	BARCLAYS		102.59	25,648,437.50	(884,812.50)	117,575.25	0.53	0.45
FNMA GLOBAL BENCHMARK NOTES DTD 09/13/2007 4.375% 09/13/2010	31398AGU0	25,000,000.00	MIZUHO		102.22	25,554,687.50	(598,312.50)	153,850.00	0.53	0.27
FHLMC GLOBAL REFERENCE NOTES DTD 09/22/2000 6.875% 09/15/2010	3134A35H5	25,000,000.00	CITIGRP		103.66	25,914,062.50	(784,437.50)	398,148.50	0.53	0.19
FNMA NOTES DTD 03/16/2009 1.500% 09/16/2010	3136FHFE0	25,000,000.00	JPMCHASE		100.69	25,171,875.00	107,625.00	147,620.75	0.55	0.25



Managed Account Fair Market Value & Analytics

For the Month Ending **February 28, 2010**

SAN BERNARDINO COUNTY - 76990800

Security Type/Description	CUSIP	Par	Broker	Next Call Date	Market Price	Market Value	Unreal G/L On Cost	Unreal G/L Amort Cost	Duration to Worst	YTM at Mkt
Federal Agency Bond / Note										
FHLB BONDS DTD 04/01/2009 1.450% 09/30/2010	3133XTCW4	25,000,000.00	UBS PW		100.22	25,054,687.50	(65,312.50)	5,941.50	0.58	1.08
FFCB BONDS DTD 10/04/2007 4.500% 10/04/2010	31331X6M9	25,000,000.00	MIZUHO		102.47	25,617,187.50	(560,062.50)	334,104.00	0.59	0.38
FHLB GLOBAL BONDS DTD 04/14/2009 1.250% 10/14/2010	3133XTHN9	25,000,000.00	CSFB		100.56	25,140,625.00	69,125.00	110,002.00	0.62	0.35
FNMA GLOBAL BENCHMARK NOTES DTD 11/03/2000 6.625% 11/15/2010	31359MGJ6	25,000,000.00	UBS AG		104.50	26,125,000.00	(1,353,000.00)	436,205.50	0.70	0.31
FFCB BONDS DTD 11/22/2000 6.700% 11/22/2010	31331H4M6	9,315,000.00	1ST TENN		104.63	9,745,818.75	(502,521.71)	166,064.47	0.72	0.38
FHLMC GLOBAL REFERENCE NOTES DTD 10/10/2008 2.875% 11/23/2010	3137EABV0	25,000,000.00	UBS PW		101.91	25,477,525.00	580,525.00	514,535.75	0.73	0.28
FHLB TAP BONDS DTD 06/02/2008 3.500% 12/10/2010	3133XRFK1	5,200,000.00	LOOP CAP		102.41	5,325,125.00	(67,743.00)	46,264.76	0.77	0.42
FHLB TAP BONDS DTD 05/05/2008 3.000% 12/10/2010	3133XR4S6	11,385,000.00	MERRILL		102.03	11,616,257.81	(97,256.37)	96,974.24	0.77	0.40
FHLB BONDS (EX-CALLABLE) DTD 07/03/2003 3.150% 01/03/2011	31339XUJ1	8,485,000.00	1ST TENN		102.31	8,681,215.63	215,646.28	202,546.37	0.84	0.41
FFCB BONDS DTD 01/12/2009 1.600% 01/12/2011	31331GJY6	25,000,000.00	JPMCHASE		101.03	25,257,812.50	208,312.50	236,259.00	0.87	0.41
FFCB BONDS DTD 01/12/2009 1.600% 01/12/2011	31331GJY6	25,000,000.00	JPMCHASE		101.03	25,257,812.50	172,812.50	220,815.50	0.87	0.41
FFCB BONDS DTD 01/18/2008 3.500% 01/18/2011	31331YNJ5	10,000,000.00	MIZUHO		102.72	10,271,875.00	186,075.00	242,609.30	0.88	0.43
FHLMC GLOBAL REFERENCE NOTES DTD 12/16/2005 4.750% 01/18/2011	3134A4VJ0	10,000,000.00	UBS PW		103.81	10,381,250.00	(13,050.00)	247,051.40	0.88	0.45
FHLMC GLOBAL REFERENCE NOTES DTD 12/16/2005 4.750% 01/18/2011	3134A4VJ0	20,000,000.00	CITIGRP		103.81	20,762,500.00	31,500.00	512,714.00	0.88	0.45
FHLB GLOBAL NOTES DTD 08/03/2009 0.950% 02/03/2011	3133XUHG1	25,000,000.00	BARCLAYS		100.50	25,125,000.00	(22,750.00)	11,625.25	0.93	0.41



Managed Account Fair Market Value & Analytics

For the Month Ending **February 28, 2010**

SAN BERNARDINO COUNTY - 76990800

Security Type/Description	CUSIP	Par	Broker	Next Call Date	Market Price	Market Value	Unreal G/L On Cost	Unreal G/L Amort Cost	Duration to Worst	YTM at Mkt
Federal Agency Bond / Note										
FFCB DESIGNATED BONDS DTD 03/06/2006 4.875% 02/18/2011	31331VSK3	12,500,000.00	1ST TENN		104.28	13,035,156.25	(43,517.50)	(1,824.63)	0.96	0.46
FFCB DESIGNATED BONDS DTD 03/06/2006 4.875% 02/18/2011	31331VSK3	12,500,000.00	UNION BK		104.28	13,035,156.25	(43,517.50)	(1,824.63)	0.96	0.46
FHLB NOTES DTD 11/19/2009 0.375% 02/18/2011	3133XVU82	25,000,000.00	DAINRAUS		99.94	24,984,375.00	9,375.00	3,890.25	0.97	0.44
FFCB BONDS DTD 03/03/2008 3.000% 03/03/2011	31331YWG1	50,000,000.00	CITIGRP		102.56	51,281,250.00	(147,750.00)	618,833.00	0.99	0.46
FHLMC FLOATING MTN DTD 03/09/2009 0.327% 03/09/2011	3128X8RC8	10,000,000.00	MORGANST		100.14	10,014,240.00	2,340.00	14,240.00	1.02	0.19
FHLMC FLOATING MTN DTD 03/09/2009 0.327% 03/09/2011	3128X8RC8	10,000,000.00	UNION BK		100.14	10,014,240.00	2,300.00	14,240.00	1.02	0.19
FHLMC FLOATING MTN DTD 03/09/2009 0.327% 03/09/2011	3128X8RC8	10,000,000.00	OPPENHIE		100.14	10,014,240.00	2,296.87	14,240.00	1.02	0.19
FHLMC FLOATING MTN DTD 03/09/2009 0.327% 03/09/2011	3128X8RC8	25,000,000.00	MORGANST		100.14	25,035,600.00	31,100.00	35,600.00	1.02	0.19
FHLMC FLOATING MTN DTD 03/09/2009 0.327% 03/09/2011	3128X8RC8	25,000,000.00	MORGANST		100.14	25,035,600.00	30,600.00	35,600.00	1.02	0.19
FHLB TAP BONDS DTD 02/22/2008 3.250% 03/11/2011	3133XPWW0	25,000,000.00	MERRILL		102.88	25,718,750.00	646,250.00	685,620.00	1.01	0.47
FHLB NOTES DTD 02/08/2008 2.875% 03/11/2011	3133XPNY6	25,000,000.00	JPMCHASE		102.44	25,609,375.00	(123,175.00)	15,808.25	1.01	0.51
FNMA GLOBAL BENCHMARK NOTES DTD 03/26/2001 5.500% 03/15/2011	31359MHK2	25,000,000.00	MERRILL		105.22	26,304,687.50	(205,962.50)	621,187.50	1.01	0.50
FHLMC GLOBAL NOTES (CALLABLE) DTD 03/16/2009 2.000% 03/16/2011	3128X8OH8	50,000,000.00	BK AMER	03/16/10	100.05	50,024,850.00	62,350.00	44,567.50	0.04	1.95
FNMA GLOBAL NOTES DTD 02/27/2009 1.750% 03/23/2011	31398AVO2	25,000,000.00	DEUTSCHE		101.34	25,335,937.50	(40,312.50)	24,606.50	1.05	0.49
FHLB NOTES DTD 09/10/2009 0.750% 03/25/2011	3133XUSX2	25,000,000.00	BARCLAYS		100.25	25,062,500.00	(1,000.00)	10,670.50	1.07	0.52



Managed Account Fair Market Value & Analytics

For the Month Ending **February 28, 2010**

SAN BERNARDINO COUNTY - 76990800

Security Type/Description	CUSIP	Par	Broker	Next Call Date	Market Price	Market Value	Unreal G/L On Cost	Unreal G/L Amort Cost	Duration to Worst	YTM at Mkt
Federal Agency Bond / Note										
FFCB BONDS DTD 04/07/2004 3.750% 04/07/2011	31331TZN4	12,150,000.00	MIZUHO		103.56	12,582,843.75	154,608.75	328,826.51	1.08	0.52
FNMA NOTES (CALLABLE) DTD 04/15/2009 1.750% 04/15/2011	31398AWL2	11,950,000.00	BK AMER	04/15/10	100.13	11,964,937.50	17,925.00	16,631.65	0.12	1.64
FNMA NOTES (CALLABLE) DTD 04/15/2009 1.750% 04/15/2011	31398AWL2	15,000,000.00	OPPENHIE	04/15/10	100.13	15,018,750.00	24,300.00	21,887.10	0.12	1.64
FNMA NOTES (CALLABLE) DTD 04/15/2009 1.750% 04/15/2011	31398AWL2	15,000,000.00	GOLDMAN	04/15/10	100.13	15,018,750.00	24,000.00	21,717.45	0.12	1.64
FHLMC GLOBAL REFERENCE NOTES DTD 03/09/2006 5.125% 04/18/2011	3137EAAB5	12,000,000.00	GOLDMAN		105.22	12,626,250.00	(147,150.00)	335,875.20	1.10	0.52
FHLMC GLOBAL REFERENCE NOTES DTD 03/09/2006 5.125% 04/18/2011	3137EAAB5	25,000,000.00	CITIGRP		105.22	26,304,687.50	(307,812.50)	699,782.50	1.10	0.52
FHLMC GLOBAL REFERENCE NOTES DTD 03/09/2006 5.125% 04/18/2011	3137EAAB5	25,000,000.00	MERRILL		105.22	26,304,687.50	274,687.50	825,903.00	1.10	0.52
FHLMC MTN (CALLABLE) DTD 04/20/2009 1.750% 04/20/2011	3128X8WC2	20,000,000.00	GREENWCH	04/20/10	100.16	20,031,400.00	(117,600.00)	9,224.60	0.14	1.61
FHLMC MTN (CALLABLE) DTD 04/20/2009 1.750% 04/20/2011	3128X8WC2	25,000,000.00	BARCLAYS	04/20/10	100.16	25,039,250.00	64,250.00	53,555.75	0.14	1.61
FFCB BONDS DTD 04/21/2008 2.625% 04/21/2011	31331YG46	25,000,000.00	CITIGRP		102.38	25,593,750.00	855,750.00	717,528.75	1.13	0.55
FFCB BONDS DTD 04/21/2008 2.625% 04/21/2011	31331YG46	50,000,000.00	BARCLAYS		102.38	51,187,500.00	2,251,000.00	1,683,648.50	1.13	0.55
FHLB STEP CPN BONDS (CALLABLE) DTD 04/28/2009 1.000% 04/28/2011	3133XTJX5	25,000,000.00	UBS AG	04/28/10	100.09	25,023,450.00	35,950.00	30,848.00	0.16	0.92
FNMA NOTES (CALLABLE) DTD 04/29/2009 1.700% 04/29/2011	31398AWY4	20,000,000.00	DEUTSCHE	04/29/10	100.19	20,037,500.00	37,500.00	37,500.00	0.16	1.54
FNMA NOTES (CALLABLE) DTD 05/12/2009 1.450% 05/12/2011	3136FHOF5	25,000,000.00	MIZUHO	05/12/10	100.19	25,046,875.00	59,125.00	54,248.50	0.20	1.29
FNMA GLOBAL BENCHMARK NOTES DTD 05/25/2001 6.000% 05/15/2011	31359MJH7	50,000,000.00	CITIGRP		106.63	53,312,500.00	(1,000.00)	1,675,891.50	1.17	0.52



Managed Account Fair Market Value & Analytics

For the Month Ending **February 28, 2010**

SAN BERNARDINO COUNTY - 76990800

Security Type/Description	CUSIP	Par	Broker	Next Call Date	Market Price	Market Value	Unreal G/L On Cost	Unreal G/L Amort Cost	Duration to Worst	YTM at Mkt
Federal Agency Bond / Note										
FFCB BONDS (CALLABLE) DTD 05/18/2009 1.375% 05/18/2011	31331GVN6	970,000.00	GOLDMAN	05/18/10	100.22	972,121.88	957.88	1,870.70	0.22	1.19
FFCB BONDS (CALLABLE) DTD 05/18/2009 1.375% 05/18/2011	31331GVN6	17,442,000.00	BK AMER	05/18/10	100.22	17,480,154.38	11,991.38	32,509.28	0.22	1.19
FFCB FLOATING BONDS DTD 05/18/2009 0.319% 05/18/2011	31331GWG0	25,000,000.00	GOLDMAN		100.15	25,038,425.00	37,925.00	38,425.00	1.22	0.19
FNMA STEP CPN NOTES (CALLABLE) DTD 05/27/2009 1.000% 05/27/2011	3136FHRJ6	16,000,000.00	OPPENHIE	05/27/10	100.09	16,015,000.00	29,400.00	23,952.96	0.24	0.92
FHLB TAP BONDS DTD 05/24/2005 4.250% 06/10/2011	3133XBAY7	25,000,000.00	BK AMER		104.41	26,101,562.50	943,312.50	1,028,836.50	1.25	0.79
FFCB BONDS DTD 06/25/2008 3.875% 08/25/2011	31331YZ86	25,000,000.00	BARCLAYS		104.59	26,148,437.50	630,437.50	868,285.00	1.46	0.77
FFCB BONDS DTD 06/25/2008 3.875% 08/25/2011	31331YZ86	50,000,000.00	BARCLAYS		104.59	52,296,875.00	1,402,875.00	1,813,343.00	1.46	0.77
FNMA NOTES (CALLABLE) DTD 09/28/2009 1.250% 09/28/2011	31398AZH8	25,000,000.00	GILFORD	09/28/10	100.31	25,078,125.00	(28,125.00)	5,447.00	0.58	1.05
FHLB NOTES (CALLABLE) DTD 10/19/2009 1.375% 10/19/2011	3133XV6N6	25,000,000.00	BARCLAYS	04/19/10	100.16	25,039,062.50	39,062.50	39,062.50	0.14	1.28
FHLB NOTES (CALLABLE) DTD 10/19/2009 1.375% 10/19/2011	3133XV6N6	25,000,000.00	BARCLAYS	04/19/10	100.16	25,039,062.50	41,562.50	41,116.50	0.14	1.28
FFCB NOTES (FLOAT) DTD 11/02/2009 0.209% 11/02/2011	31331G2M0	25,000,000.00	MORGANST		99.96	24,990,975.00	(9,025.00)	(9,025.00)	1.67	0.23
FHLMC NOTES (CALLABLE) DTD 11/10/2009 1.200% 11/10/2011	3128X9K02	25,000,000.00	LOOP CAP	11/10/10	100.28	25,070,925.00	95,925.00	92,106.75	0.69	1.03
FHLMC NOTES (CALLABLE) DTD 11/10/2009 1.200% 11/10/2011	3128X9K02	25,000,000.00	MIZUHO	11/10/10	100.28	25,070,925.00	95,925.00	92,106.75	0.69	1.03
FHLB NOTES (CALLABLE) DTD 12/09/2009 1.050% 12/09/2011	3133XVWS6	25,000,000.00	JPMCHASE	06/09/10	100.03	25,007,812.50	20,312.50	18,900.25	0.27	1.03
FHLB NOTES (CALLABLE) DTD 12/21/2009 1.050% 12/21/2011	3133XVYX3	25,000,000.00	CITIGRP	06/21/10	99.91	24,976,562.50	29,062.50	24,002.50	1.79	1.10



Managed Account Fair Market Value & Analytics

For the Month Ending **February 28, 2010**

SAN BERNARDINO COUNTY - 76990800

Security Type/Description	CUSIP	Par	Broker	Next Call Date	Market Price	Market Value	Unreal G/L On Cost	Unreal G/L Amort Cost	Duration to Worst	YTM at Mkt
Federal Agency Bond / Note										
FFCB NOTES (CALLABLE) DTD 12/23/2009 1.050% 12/23/2011	31331G607	25,000,000.00	LOOP CAP	12/23/10	100.22	25,054,687.50	54,687.50	54,687.50	0.81	0.93
FFCB NOTES DTD 01/12/2010 1.100% 01/12/2012	31331JBL6	25,000,000.00	UBS AG		100.28	25,070,312.50	5,312.50	6,442.75	1.85	0.95
FHLB NOTES (CALLABLE) DTD 01/19/2010 1.200% 01/19/2012	3133XWNW5	25,000,000.00	UBS AG	07/19/10	100.16	25,039,062.50	41,562.50	41,435.25	0.38	1.12
FNMA NOTES (CALLABLE) DTD 01/20/2010 1.500% 01/20/2012	31398AC91	12,500,000.00	JPMCHASE	07/20/10	100.25	12,531,250.00	31,250.00	31,250.00	0.39	1.37
FNMA NOTES (CALLABLE) DTD 01/20/2010 1.500% 01/20/2012	31398AC91	12,500,000.00	UBS AG	07/20/10	100.25	12,531,250.00	31,250.00	31,250.00	0.39	1.37
FHLMC NOTES (CALLABLE) DTD 01/25/2010 1.375% 01/25/2012	3128X9TM2	25,000,000.00	UBS AG	01/25/11	100.59	25,147,050.00	147,050.00	147,050.00	0.90	1.06
FHLB NOTES (CALLABLE) DTD 01/25/2010 1.125% 01/25/2012	3133XWPU7	25,000,000.00	LOOP CAP	01/25/11	100.25	25,062,500.00	65,000.00	64,876.00	0.90	0.99
FFCB NOTES (CALLABLE) DTD 02/09/2010 1.040% 02/09/2012	31331JDM2	25,000,000.00	DIRECT	02/09/11	100.09	25,023,437.50	30,937.50	30,710.25	0.94	0.99
FHLB NOTES DTD 12/24/2009 1.050% 02/24/2012	3133XWFP9	25,000,000.00	CSFB		100.25	25,062,500.00	208,250.00	196,984.75	1.96	0.92
FHLMC NOTES (CALLABLE) DTD 06/29/2009 2.450% 06/29/2012	3128X8S52	25,000,000.00	DIRECT	06/29/10	100.62	25,155,675.00	155,675.00	155,675.00	0.33	2.17
FNMA NOTES (CALLABLE) DTD 07/16/2009 2.125% 07/16/2012	3136FHN27	40,850,000.00	DAINRAUS	07/16/10	100.63	41,105,312.50	229,168.50	245,458.25	0.38	1.86
FHLB NOTES (CALLABLE) DTD 02/03/2010 1.450% 08/03/2012	3133XWR76	25,000,000.00	GOLDMAN	02/03/11	100.41	25,101,562.50	106,562.50	106,409.25	0.92	1.28
FHLB NOTES DTD 07/23/2009 1.750% 08/22/2012	3133XUE41	50,000,000.00	CSFB		101.22	50,609,375.00	841,875.00	798,487.50	2.43	1.25
FHLMC NOTES DTD 08/06/2009 2.125% 09/21/2012	3137EACE7	25,000,000.00	BARCLAYS		102.03	25,507,812.50	114,812.50	140,992.25	2.46	1.32
FHLB STEP CPN BONDS (CALLABLE) DTD 09/30/2009 1.500% 09/25/2012	3133XUZU0	50,000,000.00	JPMCHASE	03/25/10	100.06	50,031,250.00	(18,750.00)	24,393.00	0.07	2.40



Managed Account Fair Market Value & Analytics

For the Month Ending **February 28, 2010**

SAN BERNARDINO COUNTY - 76990800

Security Type/Description	CUSIP	Par	Broker	Next Call Date	Market Price	Market Value	Unreal G/L On Cost	Unreal G/L Amort Cost	Duration to Worst	YTM at Mkt
Federal Agency Bond / Note										
FHLB NOTES DTD 11/04/2009 1.750% 12/14/2012	3133XVNT4	25,000,000.00	BARCLAYS		100.84	25,210,937.50	(5,312.50)	11,871.75	2.71	1.44
FHLB NOTES DTD 11/04/2009 1.750% 12/14/2012	3133XVNT4	25,000,000.00	GILFORD		100.84	25,210,937.50	171,437.50	174,281.25	2.71	1.44
FHLMC NOTES (CALLABLE) DTD 12/17/2009 1.700% 12/17/2012	3128X9PN4	25,000,000.00	GOLDMAN	12/17/10	100.28	25,070,450.00	54,200.00	57,526.75	0.79	1.60
FHLMC NOTES (CALLABLE) DTD 12/17/2009 1.700% 12/17/2012	3128X9PN4	50,000,000.00	GOLDMAN	12/17/10	100.28	50,140,900.00	325,900.00	313,510.50	0.79	1.60
FFCB NOTES DTD 12/24/2009 1.625% 12/24/2012	31331JAB9	25,000,000.00	DIRECT		100.59	25,148,437.50	218,437.50	214,187.50	2.74	1.41
FNMA NOTES (CALLABLE) DTD 12/28/2009 1.750% 12/28/2012	31398AB76	25,000,000.00	DIRECT	12/28/10	100.34	25,085,937.50	195,937.50	189,671.75	0.82	1.63
FNMA NOTES (CALLABLE) DTD 12/28/2009 1.750% 12/28/2012	31398AB76	25,000,000.00	GOLDMAN	12/28/10	100.34	25,085,937.50	104,687.50	104,311.50	0.82	1.63
FFCB NOTES (CALLABLE) DTD 02/19/2010 1.670% 02/19/2013	31331JEK5	25,000,000.00	JPMCHASE	08/19/11	100.09	25,023,437.50	135,937.50	135,018.00	1.45	1.64
FFCB NOTES DTD 01/15/2010 1.750% 02/21/2013	31331JBV4	25,000,000.00	GILFORD		100.81	25,203,125.00	167,875.00	168,505.50	2.90	1.47
Security Type Sub-Total		2,721,182,000.00				2,756,256,497.14	4,408,430.57	23,644,615.63	0.79	1.02
Commercial Paper										
BNP PARIBAS FINANCE INC COMM PAPER -- 0.000% 03/01/2010	0556N1C19	25,000,000.00	BNP DIR		100.00	24,999,750.00	2,861.11	(250.00)	0.00	0.36
BNP PARIBAS FINANCE INC COMM PAPER -- 0.000% 03/01/2010	0556N1C19	25,000,000.00	BNP DIR		100.00	24,999,750.00	0.00	(250.00)	0.00	0.36
CREDIT AGRICOLE NA COMM PAPER -- 0.000% 03/01/2010	22532CC10	45,000,000.00	CREDITAG		100.00	44,999,550.00	0.00	(450.00)	0.00	0.36
GENERAL ELECTRIC CO COMM PAPER -- 0.000% 03/01/2010	36960MC19	50,000,000.00	GE CO		100.00	49,999,400.00	4,900.00	(600.00)	0.00	0.43



Managed Account Fair Market Value & Analytics

For the Month Ending **February 28, 2010**

SAN BERNARDINO COUNTY - 76990800

Security Type/Description	CUSIP	Par	Broker	Next Call Date	Market Price	Market Value	Unreal G/L On Cost	Unreal G/L Amort Cost	Duration to Worst	YTM at Mkt
Commercial Paper										
GENERAL ELECTRIC CO COMM PAPER -- 0.000% 03/01/2010	36960MC19	50,000,000.00	GE CO		100.00	49,999,400.00	4,900.00	(600.00)	0.00	0.43
SOCIETE GENERALE N AMER COMM PAPER -- 0.000% 03/01/2010	83365SC19	50,000,000.00	SOC GEN		100.00	49,999,400.00	25.00	(600.00)	0.00	0.43
SOCIETE GENERALE N AMER COMM PAPER -- 0.000% 03/01/2010	83365SC19	50,000,000.00	SOC GEN		100.00	49,999,400.00	25.00	(600.00)	0.00	0.43
CREDIT AGRICOLE NA COMM PAPER -- 0.000% 03/01/2010	22532CC10	50,000,000.00	CREDITAG		100.00	49,999,500.00	0.00	(500.00)	0.00	0.36
NORDEA NORTH AMERICA INC COMM PAPER -- 0.000% 03/15/2010	6555P1CF2	25,000,000.00	DIRECT		99.99	24,998,350.00	2,572.22	(94.50)	0.04	0.16
SVENSKA HANDELSBANKEN INC COMM PAPER -- 0.000% 03/29/2010	86958UCV4	50,000,000.00	BK AMER		99.99	49,993,050.00	16,800.00	439.00	0.08	0.17
Security Type Sub-Total		420,000,000.00				419,987,550.00	32,083.33	(3,505.50)	0.01	0.36

Certificate of Deposit										
CALYON NY CERT DEPOS DTD 01/29/2010 0.170% 03/01/2010	13170MGU6	5,000,000.00	CALYON		100.00	5,000,003.00	3.00	3.00	0.00	0.15
NORDEA BANK FIN NY CERT DEPOS DTD 02/04/2010 0.140% 03/01/2010	65556OZL0	20,000,000.00	NORDEA		100.00	19,999,994.20	(5.80)	(5.80)	0.00	0.15
BNP PARIBAS SF CERT DEPOS DTD 02/11/2010 0.140% 03/02/2010	05566OP50	25,000,000.00	BNP DIR		100.00	24,999,984.25	(15.75)	(15.75)	0.01	0.15
RABOBANK NEDERLAND NV NY CERT DEPOS DTD 12/02/2009 0.190% 03/02/2010	74977G5X2	38,000,000.00	GOLDMAN		100.00	38,000,083.60	(464.42)	41.42	0.01	0.15
BNP PARIBAS SF CERT DEPOS DTD 02/11/2010 0.140% 03/05/2010	05566OP68	25,000,000.00	BNP DIR		100.00	24,999,950.00	(50.00)	(50.00)	0.01	0.15
BNP PARIBAS SF CERT DEPOS DTD 02/11/2010 0.150% 03/09/2010	05566OP76	25,000,000.00	BNP DIR		100.00	24,999,946.75	(53.25)	(53.25)	0.02	0.16



Managed Account Fair Market Value & Analytics

For the Month Ending **February 28, 2010**

SAN BERNARDINO COUNTY - 76990800

Security Type/Description Dated Date/Coupon/Maturity	CUSIP	Par	Broker	Next Call Date	Market Price	Market Value	Unreal G/L On Cost	Unreal G/L Amort Cost	Duration to Worst	YTM at Mkt
Certificate of Deposit										
RABOBANK NEDERLAND NV NY CERT DEPOS DTD 12/09/2009 0.190% 03/10/2010	74977JDX7	50,000,000.00	RABOBANK		100.00	50,000,425.00	425.00	425.00	0.03	0.16
RABOBANK NEDERLAND NV NY CERT DEPOS DTD 12/18/2009 0.200% 03/18/2010	74977G7H5	12,000,000.00	JPMCHASE		100.00	12,000,193.20	(622.80)	(89.88)	0.05	0.17
CALYON NY CERT DEPOS DTD 11/17/2009 0.250% 03/18/2010	13170MAJ7	50,000,000.00	JPMCHASE		100.00	50,002,055.00	(1,939.50)	168.50	0.05	0.17
NORDEA BANK FIN NY CERT DEPOS DTD 02/17/2010 0.160% 03/19/2010	65556QA94	10,000,000.00	NORDEA		100.00	9,999,953.70	(46.30)	(46.30)	0.05	0.17
BNP PARIBAS SF CERT DEPOS DTD 02/11/2010 0.150% 03/24/2010	05566OP84	25,000,000.00	BNP DIR		100.00	24,999,601.50	(398.50)	(398.50)	0.07	0.17
Security Type Sub-Total		285,000,000.00				285,002,190.20	(3,168.32)	(21.56)	0.03	0.16
Managed Account Sub-Total		4,339,873,000.00				4,381,959,125.20	5,187,055.81	26,188,979.28	0.67	0.75
Securities Sub-Total		\$4,339,873,000.00				\$4,381,959,125.20	\$5,187,055.81	\$26,188,979.28	0.67	0.75%
Accrued Interest						\$19,984,871.35				
Total Investments						\$4,401,943,996.55				



Managed Account Security Transactions & Interest

For the Month Ending **February 28, 2010**

SAN BERNARDINO COUNTY - 76990800

Transaction Type		Security Description	CUSIP	Par	Principal Proceeds	Accrued Interest	Total	Realized G/L Cost	Realized G/L Amort Cost	Sale Method
Trade	Settle									
BUY										
01/28/10	02/03/10	FHLB NOTES (CALLABLE) DTD 02/03/2010 1.450% 08/03/2012	3133XWR76	25,000,000.00	(24,995,000.00)	0.00	(24,995,000.00)			
02/01/10	02/01/10	SOCIETE GENERALE NA COMM PAPER -- 0.000% 02/02/2010	83365SB28	50,000,000.00	(49,999,805.56)	0.00	(49,999,805.56)			
02/01/10	02/01/10	SOCIETE GENERALE NA COMM PAPER -- 0.000% 02/02/2010	83365SB28	50,000,000.00	(49,999,805.56)	0.00	(49,999,805.56)			
02/01/10	02/01/10	BANK OF AMERICA CORP COMM PAPER -- 0.000% 02/02/2010	0660P1B26	50,000,000.00	(49,999,805.56)	0.00	(49,999,805.56)			
02/01/10	02/01/10	BANK OF AMERICA CORP COMM PAPER -- 0.000% 02/02/2010	0660P1B26	50,000,000.00	(49,999,805.56)	0.00	(49,999,805.56)			
02/02/10	02/02/10	SOCIETE GENERALE NA COMM PAPER -- 0.000% 02/03/2010	83365SB36	50,000,000.00	(49,999,805.56)	0.00	(49,999,805.56)			
02/02/10	02/02/10	SOCIETE GENERALE NA COMM PAPER -- 0.000% 02/03/2010	83365SB36	50,000,000.00	(49,999,805.56)	0.00	(49,999,805.56)			
02/02/10	02/02/10	BANK OF AMERICA CORP COMM PAPER -- 0.000% 02/03/2010	0660P1B34	50,000,000.00	(49,999,833.33)	0.00	(49,999,833.33)			
02/02/10	02/02/10	BANK OF AMERICA CORP COMM PAPER -- 0.000% 02/03/2010	0660P1B34	50,000,000.00	(49,999,833.33)	0.00	(49,999,833.33)			
02/02/10	02/02/10	CALYON NORTH AMERICA INC COMM PAPER -- 0.000% 02/03/2010	13170SB38	10,000,000.00	(9,999,958.33)	0.00	(9,999,958.33)			
02/03/10	02/03/10	SOCIETE GENERALE NA COMM PAPER -- 0.000% 02/04/2010	83365SB44	50,000,000.00	(49,999,805.56)	0.00	(49,999,805.56)			
02/03/10	02/03/10	SOCIETE GENERALE NA COMM PAPER -- 0.000% 02/04/2010	83365SB44	50,000,000.00	(49,999,805.56)	0.00	(49,999,805.56)			
02/03/10	02/03/10	BANK OF AMERICA CORP COMM PAPER -- 0.000% 02/04/2010	0660P1B42	20,000,000.00	(19,999,933.33)	0.00	(19,999,933.33)			
02/03/10	02/03/10	BANK OF AMERICA CORP COMM PAPER -- 0.000% 02/04/2010	0660P1B42	50,000,000.00	(49,999,833.33)	0.00	(49,999,833.33)			



Managed Account Security Transactions & Interest

For the Month Ending **February 28, 2010**

SAN BERNARDINO COUNTY - 76990800

Transaction Type	Trade	Settle	Security Description	CUSIP	Par	Principal Proceeds	Accrued Interest	Total	Realized G/L Cost	Realized G/L Amort Cost	Sale Method
BUY											
	02/03/10	02/03/10	CALYON NORTH AMERICA INC COMM PAPER -- 0.000% 02/04/2010	13170SB46	50,000,000.00	(49,999,805.56)	0.00	(49,999,805.56)			
	02/03/10	02/04/10	FFCB DESIGNATED BONDS DTD 03/06/2006 4.875% 02/18/2011	31331VSK3	12,500,000.00	(13,078,673.75)	(280,989.58)	(13,359,663.33)			
	02/03/10	02/04/10	FFCB DESIGNATED BONDS DTD 03/06/2006 4.875% 02/18/2011	31331VSK3	12,500,000.00	(13,078,673.75)	(280,989.58)	(13,359,663.33)			
	02/04/10	02/04/10	CALYON NORTH AMERICA INC COMM PAPER -- 0.000% 02/05/2010	13170SB53	50,000,000.00	(49,999,791.67)	0.00	(49,999,791.67)			
	02/04/10	02/04/10	SOCIETE GENERALE NA COMM PAPER -- 0.000% 02/05/2010	83365SB51	50,000,000.00	(49,999,805.56)	0.00	(49,999,805.56)			
	02/04/10	02/04/10	SOCIETE GENERALE NA COMM PAPER -- 0.000% 02/05/2010	83365SB51	50,000,000.00	(49,999,805.56)	0.00	(49,999,805.56)			
	02/04/10	02/04/10	NORDEA BANK FIN NY CERT DEPOS DTD 02/04/2010 0.140% 03/01/2010	65556OZL0	20,000,000.00	(20,000,000.00)	0.00	(20,000,000.00)			
	02/04/10	02/04/10	RABOBANK USA FIN CORP COMM PAPER -- 0.000% 02/05/2010	74977LB55	50,000,000.00	(49,999,819.44)	0.00	(49,999,819.44)			
	02/04/10	02/04/10	RABOBANK USA FIN CORP COMM PAPER -- 0.000% 02/05/2010	74977LB55	1,000,000.00	(999,996.39)	0.00	(999,996.39)			
	02/05/10	02/05/10	NORDEA NORTH AMERICA INC COMM PAPER -- 0.000% 03/15/2010	6555P1CF2	25,000,000.00	(24,995,777.78)	0.00	(24,995,777.78)			
	02/05/10	02/05/10	CALYON NORTH AMERICA INC COMM PAPER -- 0.000% 02/08/2010	13170SB87	50,000,000.00	(49,999,416.67)	0.00	(49,999,416.67)			



Managed Account Security Transactions & Interest

For the Month Ending **February 28, 2010**

SAN BERNARDINO COUNTY - 76990800

Transaction Type	Trade	Settle	Security Description	CUSIP	Par	Principal Proceeds	Accrued Interest	Total	Realized G/L Cost	Realized G/L Amort Cost	Sale Method
BUY											
	02/05/10	02/05/10	RABOBANK USA FIN CORP COMM PAPER -- 0.000% 02/08/2010	74977LB89	22,000,000.00	(21,999,780.00)	0.00	(21,999,780.00)			
	02/05/10	02/05/10	SOCIETE GENERALE N AMER COMM PAPER -- 0.000% 02/08/2010	83365SB85	50,000,000.00	(49,999,458.33)	0.00	(49,999,458.33)			
	02/05/10	02/05/10	SOCIETE GENERALE N AMER COMM PAPER -- 0.000% 02/08/2010	83365SB85	50,000,000.00	(49,999,458.33)	0.00	(49,999,458.33)			
	02/05/10	02/05/10	BNP PARIBAS FINANCE INC COMM PAPER -- 0.000% 02/08/2010	0556N1B85	25,000,000.00	(24,999,708.33)	0.00	(24,999,708.33)			
	02/05/10	02/05/10	BNP PARIBAS FINANCE INC COMM PAPER -- 0.000% 02/08/2010	0556N1B85	50,000,000.00	(49,999,416.67)	0.00	(49,999,416.67)			
	02/05/10	02/09/10	FFCB NOTES (CALLABLE) DTD 02/09/2010 1.040% 02/09/2012	31331JDM2	25,000,000.00	(24,992,500.00)	0.00	(24,992,500.00)			
	02/08/10	02/08/10	BANK OF AMERICA COMM PAPER -- 0.000% 02/09/2010	0660P1B91	27,000,000.00	(26,999,910.00)	0.00	(26,999,910.00)			
	02/08/10	02/08/10	BANK OF AMERICA COMM PAPER -- 0.000% 02/09/2010	0660P1B91	50,000,000.00	(49,999,833.33)	0.00	(49,999,833.33)			
	02/08/10	02/08/10	BNP PARIBAS FINANCE INC COMM PAPER -- 0.000% 02/09/2010	0556N1B93	25,000,000.00	(24,999,909.72)	0.00	(24,999,909.72)			
	02/08/10	02/08/10	BNP PARIBAS FINANCE INC COMM PAPER -- 0.000% 02/09/2010	0556N1B93	50,000,000.00	(49,999,819.44)	0.00	(49,999,819.44)			
	02/08/10	02/08/10	SOCIETE GENERALE NA COMM PAPER -- 0.000% 02/09/2010	83365SB93	50,000,000.00	(49,999,805.56)	0.00	(49,999,805.56)			



Managed Account Security Transactions & Interest

For the Month Ending **February 28, 2010**

SAN BERNARDINO COUNTY - 76990800

Transaction Type	Trade	Settle	Security Description	CUSIP	Par	Principal Proceeds	Accrued Interest	Total	Realized G/L Cost	Realized G/L Amort Cost	Sale Method
BUY											
	02/08/10	02/08/10	SOCIETE GENERALE NA COMM PAPER -- 0.000% 02/09/2010	83365SB93	50,000,000.00	(49,999,805.56)	0.00	(49,999,805.56)			
	02/09/10	02/09/10	SOCIETE GENERALE N AMER COMM PAPER -- 0.000% 02/10/2010	83365SBA0	50,000,000.00	(49,999,805.56)	0.00	(49,999,805.56)			
	02/09/10	02/09/10	SOCIETE GENERALE N AMER COMM PAPER -- 0.000% 02/10/2010	83365SBA0	50,000,000.00	(49,999,805.56)	0.00	(49,999,805.56)			
	02/09/10	02/09/10	BNP PARIBAS FINANCE INC COMM PAPER -- 0.000% 02/10/2010	0556N1BA0	50,000,000.00	(49,999,819.44)	0.00	(49,999,819.44)			
	02/09/10	02/09/10	BNP PARIBAS FINANCE INC COMM PAPER -- 0.000% 02/10/2010	0556N1BA0	25,000,000.00	(24,999,909.72)	0.00	(24,999,909.72)			
	02/09/10	02/09/10	BANK OF AMERICA CORP COMM PAPER -- 0.000% 02/10/2010	0660P1BA8	50,000,000.00	(49,999,833.33)	0.00	(49,999,833.33)			
	02/10/10	02/10/10	CALYON NY CERT DEPOS DTD 11/17/2009 0.250% 03/18/2010	13170MAJ7	50,000,000.00	(50,003,994.50)	(29,513.89)	(50,033,508.39)			
	02/10/10	02/10/10	CREDIT AGRICOLE NA COMM PAPER -- 0.000% 02/11/2010	22532CBB9	50,000,000.00	(49,999,819.45)	0.00	(49,999,819.45)			
	02/10/10	02/10/10	BNP PARIBAS FINANCE INC COMM PAPER -- 0.000% 02/11/2010	0556N1BB8	25,000,000.00	(24,999,909.72)	0.00	(24,999,909.72)			
	02/10/10	02/10/10	BNP PARIBAS FINANCE INC COMM PAPER -- 0.000% 02/11/2010	0556N1BB8	50,000,000.00	(49,999,819.44)	0.00	(49,999,819.44)			
	02/10/10	02/10/10	SOCIETE GENERALE N AMER COMM PAPER -- 0.000% 02/11/2010	83365SBB8	50,000,000.00	(49,999,805.56)	0.00	(49,999,805.56)			



Managed Account Security Transactions & Interest

For the Month Ending **February 28, 2010**

SAN BERNARDINO COUNTY - 76990800

Transaction Type	Trade	Settle	Security Description	CUSIP	Par	Principal Proceeds	Accrued Interest	Total	Realized G/L Cost	Realized G/L Amort Cost	Sale Method
BUY											
	02/10/10	02/10/10	SOCIETE GENERALE N AMER COMM PAPER -- 0.000% 02/11/2010	83365SBB8	50,000,000.00	(49,999,805.56)	0.00	(49,999,805.56)			
	02/10/10	02/10/10	BANK OF AMERICA CORP COMM PAPER -- 0.000% 02/11/2010	0660P1BB6	25,000,000.00	(24,999,923.61)	0.00	(24,999,923.61)			
	02/10/10	02/11/10	FNMA NOTES (CALLABLE) DTD 12/28/2009 1.750% 12/28/2012	31398AB76	25,000,000.00	(24,981,250.00)	(52,256.94)	(25,033,506.94)			
	02/11/10	02/11/10	BNP PARIBAS SF CERT DEPOS DTD 02/11/2010 0.140% 03/02/2010	05566OP50	25,000,000.00	(25,000,000.00)	0.00	(25,000,000.00)			
	02/11/10	02/11/10	BNP PARIBAS SF CERT DEPOS DTD 02/11/2010 0.140% 03/05/2010	05566OP68	25,000,000.00	(25,000,000.00)	0.00	(25,000,000.00)			
	02/11/10	02/11/10	BNP PARIBAS SF CERT DEPOS DTD 02/11/2010 0.150% 03/24/2010	05566OP84	25,000,000.00	(25,000,000.00)	0.00	(25,000,000.00)			
	02/11/10	02/11/10	SOCIETE GENERALE NA COMM PAPER -- 0.000% 02/12/2010	83365SBC6	50,000,000.00	(49,999,805.56)	0.00	(49,999,805.56)			
	02/11/10	02/11/10	SOCIETE GENERALE NA COMM PAPER -- 0.000% 02/12/2010	83365SBC6	50,000,000.00	(49,999,805.56)	0.00	(49,999,805.56)			
	02/11/10	02/11/10	BANK OF AMERICA CORP COMM PAPER -- 0.000% 02/12/2010	0660P1BC4	50,000,000.00	(49,999,833.33)	0.00	(49,999,833.33)			
	02/11/10	02/11/10	BANK OF AMERICA CORP COMM PAPER -- 0.000% 02/12/2010	0660P1BC4	50,000,000.00	(49,999,833.33)	0.00	(49,999,833.33)			
	02/11/10	02/11/10	BNP PARIBAS SF CERT DEPOS DTD 02/11/2010 0.150% 03/09/2010	05566OP76	25,000,000.00	(25,000,000.00)	0.00	(25,000,000.00)			
	02/11/10	02/12/10	FFCB NOTES DTD 01/15/2010 1.750% 02/21/2013	31331JBV4	25,000,000.00	(25,035,250.00)	(32,812.50)	(25,068,062.50)			
	02/12/10	02/12/10	CREDIT AGRICOLE NA COMM PAPER -- 0.000% 02/16/2010	22532CBG8	50,000,000.00	(49,999,277.78)	0.00	(49,999,277.78)			
	02/12/10	02/12/10	BANK OF AMERICA CORP COMM PAPER -- 0.000% 02/16/2010	0660P1BG5	50,000,000.00	(49,999,333.33)	0.00	(49,999,333.33)			



Managed Account Security Transactions & Interest

For the Month Ending **February 28, 2010**

SAN BERNARDINO COUNTY - 76990800

Transaction Type	Trade	Settle	Security Description	CUSIP	Par	Principal Proceeds	Accrued Interest	Total	Realized G/L Cost	Realized G/L Amort Cost	Sale Method
BUY											
	02/12/10	02/12/10	NORDEA BANK FIN NY CERT DEPOS DTD 02/12/2010 0.130% 02/19/2010	65556QA45	20,000,000.00	(20,000,000.00)	0.00	(20,000,000.00)			
	02/12/10	02/12/10	SOCIETE GENERALE NA COMM PAPER -- 0.000% 02/16/2010	83365SBG7	50,000,000.00	(49,999,222.22)	0.00	(49,999,222.22)			
	02/12/10	02/12/10	SOCIETE GENERALE NA COMM PAPER -- 0.000% 02/16/2010	83365SBG7	50,000,000.00	(49,999,222.22)	0.00	(49,999,222.22)			
	02/16/10	02/16/10	SOCIETE GENERALE NA COMM PAPER -- 0.000% 02/17/2010	83365SBH5	50,000,000.00	(49,999,805.56)	0.00	(49,999,805.56)			
	02/16/10	02/16/10	SOCIETE GENERALE NA COMM PAPER -- 0.000% 02/17/2010	83365SBH5	50,000,000.00	(49,999,805.56)	0.00	(49,999,805.56)			
	02/16/10	02/16/10	CREDIT AGRICOLE NA COMM PAPER -- 0.000% 02/17/2010	22532CBH6	50,000,000.00	(49,999,805.56)	0.00	(49,999,805.56)			
	02/16/10	02/16/10	BANK OF AMERICA CORP COMM PAPER -- 0.000% 02/17/2010	0660P1BH3	50,000,000.00	(49,999,833.33)	0.00	(49,999,833.33)			
	02/17/10	02/17/10	RABOBANK NEDERLAND NV NY CERT DEPOS DTD 12/02/2009 0.190% 03/02/2010	74977G5X2	38,000,000.00	(38,000,548.02)	(15,442.78)	(38,015,990.80)			
	02/17/10	02/17/10	SOCIETE GENERALE N AMER COMM PAPER -- 0.000% 02/18/2010	83365SBJ1	50,000,000.00	(49,999,805.56)	0.00	(49,999,805.56)			
	02/17/10	02/17/10	SOCIETE GENERALE N AMER COMM PAPER -- 0.000% 02/18/2010	83365SBJ1	50,000,000.00	(49,999,805.56)	0.00	(49,999,805.56)			
	02/17/10	02/17/10	NORDEA BANK FIN NY CERT DEPOS DTD 02/17/2010 0.160% 03/19/2010	65556QA94	10,000,000.00	(10,000,000.00)	0.00	(10,000,000.00)			
	02/17/10	02/17/10	CREDIT AGRICOLE NA COMM PAPER -- 0.000% 02/18/2010	22532CBJ2	50,000,000.00	(49,999,805.56)	0.00	(49,999,805.56)			
	02/17/10	02/17/10	BNP PARIBAS FINANCE INC COMM PAPER -- 0.000% 02/18/2010	0556N1BJ1	12,000,000.00	(11,999,960.00)	0.00	(11,999,960.00)			



Managed Account Security Transactions & Interest

For the Month Ending **February 28, 2010**

SAN BERNARDINO COUNTY - 76990800

Transaction Type	Trade	Settle	Security Description	CUSIP	Par	Principal Proceeds	Accrued Interest	Total	Realized G/L Cost	Realized G/L Amort Cost	Sale Method
BUY											
	02/17/10	02/17/10	BANK OF AMERICA CORP COMM PAPER -- 0.000% 02/18/2010	0660P1BJ9	50,000,000.00	(49,999,833.33)	0.00	(49,999,833.33)			
	02/17/10	02/18/10	US TREASURY NOTES DTD 02/28/2009 0.875% 02/28/2011	912828KE9	25,000,000.00	(25,127,929.69)	(103,332.18)	(25,231,261.87)			
	02/18/10	02/18/10	SOCIETE GENERALE NA COMM PAPER -- 0.000% 02/19/2010	83365SBK8	50,000,000.00	(49,999,805.56)	0.00	(49,999,805.56)			
	02/18/10	02/18/10	SOCIETE GENERALE NA COMM PAPER -- 0.000% 02/19/2010	83365SBK8	50,000,000.00	(49,999,805.56)	0.00	(49,999,805.56)			
	02/18/10	02/18/10	BANK OF AMERICA CORP COMM PAPER -- 0.000% 02/19/2010	0660P1BK6	50,000,000.00	(49,999,833.33)	0.00	(49,999,833.33)			
	02/18/10	02/18/10	CREDIT AGRICOLE NA COMM PAPER -- 0.000% 02/19/2010	22532CBK9	50,000,000.00	(49,999,805.56)	0.00	(49,999,805.56)			
	02/18/10	02/19/10	FHLMC DISC NOTE -- 0.000% 09/21/2010	313397G62	25,000,000.00	(24,962,847.22)	0.00	(24,962,847.22)			
	02/18/10	02/19/10	FFCB NOTES DTD 01/12/2010 1.100% 01/12/2012	31331JBL6	25,000,000.00	(25,065,000.00)	(28,263.89)	(25,093,263.89)			
	02/19/10	02/19/10	BNP PARIBAS FINANCE INC COMM PAPER -- 0.000% 02/22/2010	0556N1BN2	20,000,000.00	(19,999,783.33)	0.00	(19,999,783.33)			
	02/19/10	02/19/10	CREDIT AGRICOLE NA COMM PAPER -- 0.000% 02/22/2010	22532CBN3	50,000,000.00	(49,999,416.67)	0.00	(49,999,416.67)			
	02/19/10	02/19/10	SOCIETE GENERALE N AMER COMM PAPER -- 0.000% 02/22/2010	83365SBN2	50,000,000.00	(49,999,416.67)	0.00	(49,999,416.67)			
	02/19/10	02/19/10	SOCIETE GENERALE N AMER COMM PAPER -- 0.000% 02/22/2010	83365SBN2	50,000,000.00	(49,999,416.67)	0.00	(49,999,416.67)			
	02/19/10	02/22/10	FFCB NOTES (CALLABLE) DTD 02/19/2010 1.670% 02/19/2013	31331JEK5	25,000,000.00	(24,887,500.00)	(3,479.17)	(24,890,979.17)			



Managed Account Security Transactions & Interest

For the Month Ending **February 28, 2010**

SAN BERNARDINO COUNTY - 76990800

Transaction Type	Trade	Settle	Security Description	CUSIP	Par	Principal Proceeds	Accrued Interest	Total	Realized G/L Cost	Realized G/L Amort Cost	Sale Method
BUY											
	02/22/10	02/22/10	SOCIETE GENERALE NA COMM PAPER -- 0.000% 02/23/2010	83365SBP7	50,000,000.00	(49,999,777.78)	0.00	(49,999,777.78)			
	02/22/10	02/22/10	SOCIETE GENERALE NA COMM PAPER -- 0.000% 02/23/2010	83365SBP7	50,000,000.00	(49,999,777.78)	0.00	(49,999,777.78)			
	02/22/10	02/22/10	BNP PARIBAS FINANCE INC COMM PAPER -- 0.000% 02/23/2010	0556N1BP7	5,000,000.00	(4,999,983.33)	0.00	(4,999,983.33)			
	02/22/10	02/22/10	BNP PARIBAS FINANCE INC COMM PAPER -- 0.000% 02/23/2010	0556N1BP7	50,000,000.00	(49,999,833.33)	0.00	(49,999,833.33)			
	02/23/10	02/23/10	SOCIETE GENERALE NA COMM PAPER -- 0.000% 02/24/2010	83365SBO5	50,000,000.00	(49,999,791.67)	0.00	(49,999,791.67)			
	02/23/10	02/23/10	SOCIETE GENERALE NA COMM PAPER -- 0.000% 02/24/2010	83365SBO5	50,000,000.00	(49,999,791.67)	0.00	(49,999,791.67)			
	02/23/10	02/23/10	CREDIT AGRICOLE NA COMM PAPER -- 0.000% 02/24/2010	22532CBO6	50,000,000.00	(49,999,833.33)	0.00	(49,999,833.33)			
	02/23/10	02/23/10	CREDIT AGRICOLE NA COMM PAPER -- 0.000% 02/24/2010	22532CBO6	5,000,000.00	(4,999,983.33)	0.00	(4,999,983.33)			
	02/24/10	02/24/10	CREDIT AGRICOLE NA COMM PAPER -- 0.000% 02/25/2010	22532CBR4	8,000,000.00	(7,999,977.78)	0.00	(7,999,977.78)			
	02/24/10	02/24/10	CREDIT AGRICOLE NA COMM PAPER -- 0.000% 02/25/2010	22532CBR4	50,000,000.00	(49,999,861.11)	0.00	(49,999,861.11)			
	02/24/10	02/24/10	RABOBANK USA FIN CORP COMM PAPER -- 0.000% 02/25/2010	74977LBR7	5,000,000.00	(4,999,987.50)	0.00	(4,999,987.50)			
	02/24/10	02/24/10	SOCIETE GENERALE NA COMM PAPER -- 0.000% 02/25/2010	83365SBR3	50,000,000.00	(49,999,819.44)	0.00	(49,999,819.44)			
	02/24/10	02/24/10	SOCIETE GENERALE NA COMM PAPER -- 0.000% 02/25/2010	83365SBR3	50,000,000.00	(49,999,819.44)	0.00	(49,999,819.44)			



Managed Account Security Transactions & Interest

For the Month Ending **February 28, 2010**

SAN BERNARDINO COUNTY - 76990800

Transaction Type	Trade	Settle	Security Description	CUSIP	Par	Principal Proceeds	Accrued Interest	Total	Realized G/L Cost	Realized G/L Amort Cost	Sale Method
BUY											
	02/25/10	02/25/10	SOCIETE GENERALE NA COMM PAPER -- 0.000% 02/26/2010	83365SBS1	50,000,000.00	(49,999,791.67)	0.00	(49,999,791.67)			
	02/25/10	02/25/10	SOCIETE GENERALE NA COMM PAPER -- 0.000% 02/26/2010	83365SBS1	50,000,000.00	(49,999,791.67)	0.00	(49,999,791.67)			
	02/25/10	02/25/10	CREDIT AGRICOLE NA COMM PAPER -- 0.000% 02/26/2010	22532CBS2	50,000,000.00	(49,999,819.44)	0.00	(49,999,819.44)			
	02/25/10	02/25/10	CREDIT AGRICOLE NA COMM PAPER -- 0.000% 02/26/2010	22532CBS2	30,000,000.00	(29,999,891.67)	0.00	(29,999,891.67)			
	02/26/10	02/26/10	CREDIT AGRICOLE NA COMM PAPER -- 0.000% 03/01/2010	22532CC10	45,000,000.00	(44,999,550.00)	0.00	(44,999,550.00)			
	02/26/10	02/26/10	CREDIT AGRICOLE NA COMM PAPER -- 0.000% 03/01/2010	22532CC10	50,000,000.00	(49,999,500.00)	0.00	(49,999,500.00)			
	02/26/10	02/26/10	SOCIETE GENERALE N AMER COMM PAPER -- 0.000% 03/01/2010	83365SC19	50,000,000.00	(49,999,375.00)	0.00	(49,999,375.00)			
	02/26/10	02/26/10	SOCIETE GENERALE N AMER COMM PAPER -- 0.000% 03/01/2010	83365SC19	50,000,000.00	(49,999,375.00)	0.00	(49,999,375.00)			
	02/26/10	02/26/10	BNP PARIBAS FINANCE INC COMM PAPER -- 0.000% 03/01/2010	0556N1C19	25,000,000.00	(24,999,750.00)	0.00	(24,999,750.00)			

Transaction Type Sub-Total **4,348,000,000.00 (4,349,183,542.55) (827,080.51) (4,350,010,623.06)**

INTEREST											
	02/02/10	02/02/10	FNMA NOTES (EX-CALLABLE) DTD 08/02/2005 4.750% 08/02/2010	3136F7GP6	7,575,000.00	0.00	179,906.25	179,906.25			
	02/02/10	02/02/10	FFCB NOTES (FLOAT) DTD 11/02/2009 0.209% 11/02/2011	31331G2M0	25,000,000.00	0.00	4,541.00	4,541.00			
	02/03/10	02/03/10	FHLB GLOBAL NOTES DTD 08/03/2009 0.950% 02/03/2011	3133XUHG1	25,000,000.00	0.00	118,750.00	118,750.00			



Managed Account Security Transactions & Interest

For the Month Ending **February 28, 2010**

SAN BERNARDINO COUNTY - 76990800

Transaction Type	Trade	Settle	Security Description	CUSIP	Par	Principal Proceeds	Accrued Interest	Total	Realized G/L Cost	Realized G/L Amort Cost	Sale Method
INTEREST											
	02/03/10	02/03/10	FNMA NOTES (CALLED, OMD 02/03/2012) DTD 02/03/2009 2.190% 02/03/2010	3136F95V1	25,000,000.00	0.00	273,750.00	273,750.00			
	02/04/10	02/04/10	FHLMC GLOBAL NOTES (EX-CALLABLE) DTD 08/04/2005 4.790% 08/04/2010	3128X4GL9	15,000,000.00	0.00	359,250.00	359,250.00			
	02/06/10	02/06/10	FHLB BONDS DTD 08/06/2003 4.550% 08/06/2010	3133X0KH1	11,000,000.00	0.00	250,250.00	250,250.00			
	02/11/10	02/11/10	FNMA NOTES (CALLED, OMD 2/11/2011) DTD 02/11/2009 2.000% 02/11/2010	3136FHAA3	50,000,000.00	0.00	500,000.00	500,000.00			
	02/11/10	02/11/10	FNMA NOTES (CALLED, OMD 2/11/2011) DTD 02/11/2009 2.000% 02/11/2010	3136FHAA3	25,000,000.00	0.00	250,000.00	250,000.00			
	02/12/10	02/12/10	FNMA FLOATING GLOBAL NOTES DTD 08/12/2008 0.218% 02/12/2010	31398ATK8	25,000,000.00	0.00	13,895.83	13,895.83			
	02/12/10	02/12/10	FNMA FLOATING GLOBAL NOTES DTD 08/12/2008 0.218% 02/12/2010	31398ATK8	15,000,000.00	0.00	8,337.50	8,337.50			
	02/15/10	02/15/10	FHLB TAP BONDS DTD 07/24/2003 4.125% 08/13/2010	3133X06O7	17,000,000.00	0.00	350,625.00	350,625.00			
	02/15/10	02/15/10	FHLB TAP BONDS DTD 08/22/2002 4.750% 08/13/2010	3133MRCM2	25,000,000.00	0.00	593,750.00	593,750.00			
	02/15/10	02/15/10	FHLB TAP BONDS DTD 08/16/2000 6.875% 08/13/2010	3133MBZE0	13,980,000.00	0.00	480,562.50	480,562.50			
	02/15/10	02/15/10	US TREASURY NOTES DTD 02/15/2001 5.000% 02/15/2011	9128276T4	20,000,000.00	0.00	500,000.00	500,000.00			
	02/18/10	02/18/10	FFCB FLOATING BONDS DTD 05/18/2009 0.319% 05/18/2011	31331GWG0	25,000,000.00	0.00	6,956.27	6,956.27			
	02/18/10	02/18/10	FFCB DESIGNATED BONDS DTD 03/06/2006 4.875% 02/18/2011	31331VSK3	12,500,000.00	0.00	304,687.50	304,687.50			



Managed Account Security Transactions & Interest

For the Month Ending February 28, 2010

SAN BERNARDINO COUNTY - 76990800

Transaction Type	Trade	Settle	Security Description	CUSIP	Par	Principal Proceeds	Accrued Interest	Total	Realized G/L Cost	Realized G/L Amort Cost	Sale Method
INTEREST											
	02/18/10	02/18/10	FFCB DESIGNATED BONDS DTD 03/06/2006 4.875% 02/18/2011	31331VSK3	12,500,000.00	0.00	304,687.50	304,687.50			
	02/18/10	02/18/10	FHLB NOTES DTD 11/19/2009 0.375% 02/18/2011	3133XVU82	25,000,000.00	0.00	23,177.08	23,177.08			
	02/21/10	02/21/10	FFCB NOTES DTD 01/15/2010 1.750% 02/21/2013	31331JBV4	25,000,000.00	0.00	43,750.00	43,750.00			
	02/22/10	02/22/10	FHLB NOTES DTD 07/23/2009 1.750% 08/22/2012	3133XUE41	50,000,000.00	0.00	507,986.11	507,986.11			
	02/24/10	02/24/10	FHLB NOTES DTD 12/24/2009 1.050% 02/24/2012	3133XWFP9	25,000,000.00	0.00	43,750.00	43,750.00			
	02/25/10	02/25/10	FFCB BONDS DTD 06/25/2008 3.875% 08/25/2011	31331YZ86	50,000,000.00	0.00	968,750.00	968,750.00			
	02/25/10	02/25/10	FFCB BONDS DTD 06/25/2008 3.875% 08/25/2011	31331YZ86	25,000,000.00	0.00	484,375.00	484,375.00			
	02/25/10	02/25/10	FHLMC GLOBAL NOTES (CALLED, OMD 2/25/11) DTD 02/25/2009 2.000% 02/25/2010	3128X8LN0	25,000,000.00	0.00	250,000.00	250,000.00			
	02/28/10	02/28/10	US TREASURY NOTES DTD 02/28/2009 0.875% 02/28/2011	912828KE9	25,000,000.00	0.00	109,375.00	109,375.00			
	02/28/10	02/28/10	US TREASURY NOTES DTD 02/28/2009 0.875% 02/28/2011	912828KE9	25,000,000.00	0.00	109,375.00	109,375.00			
	02/28/10	02/28/10	FEDERATED PRIME OBLIGATION MUTUAL	60934N203	0.00	0.00	72.89	72.89			
	02/28/10	02/28/10	FEDERATED GOVT OBLIGATIONS FUND	60934N104	0.00	0.00	471.88	471.88			
	02/28/10	02/28/10	FIDELITY GOV'T MM FUND 57	316175108	0.00	0.00	105.10	105.10			
	02/28/10	02/28/10	US TREASURY NOTES DTD 08/31/2008 2.375% 08/31/2010	912828JJ0	50,000,000.00	0.00	593,750.00	593,750.00			
	02/28/10	02/28/10	US TREASURY NOTES DTD 08/31/2008 2.375% 08/31/2010	912828JJ0	25,000,000.00	0.00	296,875.00	296,875.00			



Managed Account Security Transactions & Interest

For the Month Ending **February 28, 2010**

SAN BERNARDINO COUNTY - 76990800

Transaction Type	Trade	Settle	Security Description	CUSIP	Par	Principal Proceeds	Accrued Interest	Total	Realized G/L Cost	Realized G/L Amort Cost	Sale Method
Transaction Type Sub-Total					699,555,000.00	0.00	7,931,762.41	7,931,762.41			
MATURITY											
02/01/10	02/01/10		CALYON NORTH AMERICA INC COMM PAPER -- 0.000% 02/01/2010	13170SB12	25,000,000.00	25,000,000.00	0.00	25,000,000.00	270.83	0.00	
02/01/10	02/01/10		BANK OF AMERICA CORP COMM PAPER -- 0.000% 02/01/2010	0660P1B18	50,000,000.00	50,000,000.00	0.00	50,000,000.00	458.33	0.00	
02/01/10	02/01/10		BANK OF AMERICA CORP COMM PAPER -- 0.000% 02/01/2010	0660P1B18	50,000,000.00	50,000,000.00	0.00	50,000,000.00	458.33	0.00	
02/01/10	02/01/10		BNP PARIBAS FINANCE INC COMM PAPER -- 0.000% 02/01/2010	0556N1B10	50,000,000.00	50,000,000.00	0.00	50,000,000.00	6,416.67	0.00	
02/01/10	02/01/10		CALYON NY CERT DEPOS DTD 01/21/2010 0.120% 02/01/2010	13170MFZ6	25,000,000.00	25,000,000.00	916.67	25,000,916.67	0.00	0.00	
02/01/10	02/01/10		CALYON NY CERT DEPOS DTD 01/25/2010 0.120% 02/01/2010	13170MGF9	50,000,000.00	50,000,000.00	1,166.67	50,001,166.67	0.00	0.00	
02/01/10	02/01/10		TORONTO DOMINION NY CERT DEPOS DTD 12/30/2009 0.120% 02/01/2010	8911A36X5	50,000,000.00	50,000,000.00	5,500.00	50,005,500.00	0.00	0.00	
02/01/10	02/01/10		SOCIETE GENERALE NA COMM PAPER -- 0.000% 02/01/2010	83365SB10	50,000,000.00	50,000,000.00	0.00	50,000,000.00	583.33	0.00	
02/01/10	02/01/10		SOCIETE GENERALE NA COMM PAPER -- 0.000% 02/01/2010	83365SB10	50,000,000.00	50,000,000.00	0.00	50,000,000.00	583.33	0.00	
02/01/10	02/01/10		NORDEA BANK FIN NY CERT DEPOS DTD 01/15/2010 0.140% 02/01/2010	65556OYD9	25,000,000.00	25,000,000.00	1,652.78	25,001,652.78	0.00	0.00	
02/02/10	02/02/10		SOCIETE GENERALE NA COMM PAPER -- 0.000% 02/02/2010	83365SB28	50,000,000.00	50,000,000.00	0.00	50,000,000.00	194.44	0.00	
02/02/10	02/02/10		FHLB DISC NOTE -- 0.000% 02/02/2010	313385SP2	25,000,000.00	25,000,000.00	0.00	25,000,000.00	233,194.44	0.00	
02/02/10	02/02/10		SOCIETE GENERALE NA COMM PAPER -- 0.000% 02/02/2010	83365SB28	50,000,000.00	50,000,000.00	0.00	50,000,000.00	194.44	0.00	



Managed Account Security Transactions & Interest

For the Month Ending **February 28, 2010**

SAN BERNARDINO COUNTY - 76990800

Transaction Type		Security Description	CUSIP	Par	Principal Proceeds	Accrued Interest	Total	Realized G/L Cost	Realized G/L Amort Cost	Sale Method
Trade	Settle									
MATURITY										
02/02/10	02/02/10	BANK OF AMERICA CORP COMM PAPER -- 0.000% 02/02/2010	0660P1B26	50,000,000.00	50,000,000.00	0.00	50,000,000.00	194.44	0.00	
02/02/10	02/02/10	BANK OF AMERICA CORP COMM PAPER -- 0.000% 02/02/2010	0660P1B26	50,000,000.00	50,000,000.00	0.00	50,000,000.00	194.44	0.00	
02/03/10	02/03/10	FNMA NOTES (CALLED, OMD 02/03/2012) DTD 02/03/2009 2.190% 02/03/2010	3136F95V1	25,000,000.00	25,000,000.00	0.00	25,000,000.00	(45,500.00)	0.00	
02/03/10	02/03/10	SOCIETE GENERALE NA COMM PAPER -- 0.000% 02/03/2010	83365SB36	50,000,000.00	50,000,000.00	0.00	50,000,000.00	194.44	0.00	
02/03/10	02/03/10	BANK OF AMERICA CORP COMM PAPER -- 0.000% 02/03/2010	0660P1B34	50,000,000.00	50,000,000.00	0.00	50,000,000.00	166.67	0.00	
02/03/10	02/03/10	BANK OF AMERICA CORP COMM PAPER -- 0.000% 02/03/2010	0660P1B34	50,000,000.00	50,000,000.00	0.00	50,000,000.00	166.67	0.00	
02/03/10	02/03/10	CALYON NORTH AMERICA INC COMM PAPER -- 0.000% 02/03/2010	13170SB38	10,000,000.00	10,000,000.00	0.00	10,000,000.00	41.67	0.00	
02/03/10	02/03/10	SOCIETE GENERALE NA COMM PAPER -- 0.000% 02/03/2010	83365SB36	50,000,000.00	50,000,000.00	0.00	50,000,000.00	194.44	0.00	
02/04/10	02/04/10	SOCIETE GENERALE NA COMM PAPER -- 0.000% 02/04/2010	83365SB44	50,000,000.00	50,000,000.00	0.00	50,000,000.00	194.44	0.00	
02/04/10	02/04/10	SOCIETE GENERALE NA COMM PAPER -- 0.000% 02/04/2010	83365SB44	50,000,000.00	50,000,000.00	0.00	50,000,000.00	194.44	0.00	
02/04/10	02/04/10	CALYON NORTH AMERICA INC COMM PAPER -- 0.000% 02/04/2010	13170SB46	50,000,000.00	50,000,000.00	0.00	50,000,000.00	194.44	0.00	
02/04/10	02/04/10	BANK OF AMERICA CORP COMM PAPER -- 0.000% 02/04/2010	0660P1B42	50,000,000.00	50,000,000.00	0.00	50,000,000.00	166.67	0.00	
02/04/10	02/04/10	BANK OF AMERICA CORP COMM PAPER -- 0.000% 02/04/2010	0660P1B42	20,000,000.00	20,000,000.00	0.00	20,000,000.00	66.67	0.00	



Managed Account Security Transactions & Interest

For the Month Ending **February 28, 2010**

SAN BERNARDINO COUNTY - 76990800

Transaction Type	Trade	Settle	Security Description	CUSIP	Par	Principal Proceeds	Accrued Interest	Total	Realized G/L Cost	Realized G/L Amort Cost	Sale Method
MATURITY											
	02/05/10	02/05/10	CALYON NORTH AMERICA INC COMM PAPER -- 0.000% 02/05/2010	13170SB53	50,000,000.00	50,000,000.00	0.00	50,000,000.00	208.33	0.00	
	02/05/10	02/05/10	SOCIETE GENERALE NA COMM PAPER -- 0.000% 02/05/2010	83365SB51	50,000,000.00	50,000,000.00	0.00	50,000,000.00	194.44	0.00	
	02/05/10	02/05/10	SOCIETE GENERALE NA COMM PAPER -- 0.000% 02/05/2010	83365SB51	50,000,000.00	50,000,000.00	0.00	50,000,000.00	194.44	0.00	
	02/05/10	02/05/10	NORDEA NORTH AMERICA INC COMM PAPER -- 0.000% 02/05/2010	6555P1B55	50,000,000.00	50,000,000.00	0.00	50,000,000.00	6,027.78	0.00	
	02/05/10	02/05/10	RABOBANK USA FIN CORP COMM PAPER -- 0.000% 02/05/2010	74977LB55	50,000,000.00	50,000,000.00	0.00	50,000,000.00	180.56	0.00	
	02/05/10	02/05/10	RABOBANK USA FIN CORP COMM PAPER -- 0.000% 02/05/2010	74977LB55	1,000,000.00	1,000,000.00	0.00	1,000,000.00	3.61	0.00	
	02/05/10	02/05/10	RABOBANK USA FIN CORP COMM PAPER -- 0.000% 02/05/2010	74977LB55	40,000,000.00	40,000,000.00	0.00	40,000,000.00	1,200.00	0.00	
	02/08/10	02/08/10	CALYON NORTH AMERICA INC COMM PAPER -- 0.000% 02/08/2010	13170SB87	50,000,000.00	50,000,000.00	0.00	50,000,000.00	583.33	0.00	
	02/08/10	02/08/10	RABOBANK USA FIN CORP COMM PAPER -- 0.000% 02/08/2010	74977LB89	22,000,000.00	22,000,000.00	0.00	22,000,000.00	220.00	0.00	
	02/08/10	02/08/10	SOCIETE GENERALE N AMER COMM PAPER -- 0.000% 02/08/2010	83365SB85	50,000,000.00	50,000,000.00	0.00	50,000,000.00	541.67	0.00	
	02/08/10	02/08/10	SOCIETE GENERALE N AMER COMM PAPER -- 0.000% 02/08/2010	83365SB85	50,000,000.00	50,000,000.00	0.00	50,000,000.00	541.67	0.00	



Managed Account Security Transactions & Interest

For the Month Ending **February 28, 2010**

SAN BERNARDINO COUNTY - 76990800

Transaction Type	Trade	Settle	Security Description	CUSIP	Par	Principal Proceeds	Accrued Interest	Total	Realized G/L Cost	Realized G/L Amort Cost	Sale Method
MATURITY											
	02/08/10	02/08/10	BNP PARIBAS FINANCE INC COMM PAPER -- 0.000% 02/08/2010	0556N1B85	25,000,000.00	25,000,000.00	0.00	25,000,000.00	291.67	0.00	
	02/08/10	02/08/10	BNP PARIBAS FINANCE INC COMM PAPER -- 0.000% 02/08/2010	0556N1B85	50,000,000.00	50,000,000.00	0.00	50,000,000.00	583.33	0.00	
	02/09/10	02/09/10	BANK OF AMERICA COMM PAPER -- 0.000% 02/09/2010	0660P1B91	27,000,000.00	27,000,000.00	0.00	27,000,000.00	90.00	0.00	
	02/09/10	02/09/10	BANK OF AMERICA COMM PAPER -- 0.000% 02/09/2010	0660P1B91	50,000,000.00	50,000,000.00	0.00	50,000,000.00	166.67	0.00	
	02/09/10	02/09/10	BNP PARIBAS FINANCE INC COMM PAPER -- 0.000% 02/09/2010	0556N1B93	25,000,000.00	25,000,000.00	0.00	25,000,000.00	90.28	0.00	
	02/09/10	02/09/10	BNP PARIBAS FINANCE INC COMM PAPER -- 0.000% 02/09/2010	0556N1B93	50,000,000.00	50,000,000.00	0.00	50,000,000.00	180.56	0.00	
	02/09/10	02/09/10	SOCIETE GENERALE NA COMM PAPER -- 0.000% 02/09/2010	83365SB93	50,000,000.00	50,000,000.00	0.00	50,000,000.00	194.44	0.00	
	02/09/10	02/09/10	SOCIETE GENERALE NA COMM PAPER -- 0.000% 02/09/2010	83365SB93	50,000,000.00	50,000,000.00	0.00	50,000,000.00	194.44	0.00	
	02/10/10	02/10/10	SOCIETE GENERALE N AMER COMM PAPER -- 0.000% 02/10/2010	83365SBA0	50,000,000.00	50,000,000.00	0.00	50,000,000.00	194.44	0.00	
	02/10/10	02/10/10	SOCIETE GENERALE N AMER COMM PAPER -- 0.000% 02/10/2010	83365SBA0	50,000,000.00	50,000,000.00	0.00	50,000,000.00	194.44	0.00	
	02/10/10	02/10/10	BNP PARIBAS FINANCE INC COMM PAPER -- 0.000% 02/10/2010	0556N1BA0	50,000,000.00	50,000,000.00	0.00	50,000,000.00	180.56	0.00	



Managed Account Security Transactions & Interest

For the Month Ending **February 28, 2010**

SAN BERNARDINO COUNTY - 76990800

Transaction Type	Trade	Settle	Security Description	CUSIP	Par	Principal Proceeds	Accrued Interest	Total	Realized G/L Cost	Realized G/L Amort Cost	Sale Method
MATURITY											
	02/10/10	02/10/10	BNP PARIBAS FINANCE INC COMM PAPER -- 0.000% 02/10/2010	0556N1BA0	25,000,000.00	25,000,000.00	0.00	25,000,000.00	90.28	0.00	
	02/10/10	02/10/10	BANK OF AMERICA CORP COMM PAPER -- 0.000% 02/10/2010	0660P1BA8	50,000,000.00	50,000,000.00	0.00	50,000,000.00	166.67	0.00	
	02/10/10	02/10/10	BNP PARIBAS SF CERT DEPOS DTD 12/10/2009 0.200% 02/10/2010	05566QG84	50,000,000.00	50,000,000.00	17,222.22	50,017,222.22	0.00	0.00	
	02/11/10	02/11/10	CREDIT AGRICOLE NA COMM PAPER -- 0.000% 02/11/2010	22532CBB9	50,000,000.00	50,000,000.00	0.00	50,000,000.00	180.55	0.00	
	02/11/10	02/11/10	FNMA NOTES (CALLED, OMD 2/11/2011) DTD 02/11/2009 2.000% 02/11/2010	3136FHAA3	50,000,000.00	50,000,000.00	0.00	50,000,000.00	0.00	0.00	
	02/11/10	02/11/10	FNMA NOTES (CALLED, OMD 2/11/2011) DTD 02/11/2009 2.000% 02/11/2010	3136FHAA3	25,000,000.00	25,000,000.00	0.00	25,000,000.00	0.00	0.00	
	02/11/10	02/11/10	BNP PARIBAS FINANCE INC COMM PAPER -- 0.000% 02/11/2010	0556N1BB8	25,000,000.00	25,000,000.00	0.00	25,000,000.00	90.28	0.00	
	02/11/10	02/11/10	BNP PARIBAS FINANCE INC COMM PAPER -- 0.000% 02/11/2010	0556N1BB8	50,000,000.00	50,000,000.00	0.00	50,000,000.00	180.56	0.00	
	02/11/10	02/11/10	SOCIETE GENERALE N AMER COMM PAPER -- 0.000% 02/11/2010	83365SBB8	50,000,000.00	50,000,000.00	0.00	50,000,000.00	194.44	0.00	
	02/11/10	02/11/10	SOCIETE GENERALE N AMER COMM PAPER -- 0.000% 02/11/2010	83365SBB8	50,000,000.00	50,000,000.00	0.00	50,000,000.00	194.44	0.00	
	02/11/10	02/11/10	BANK OF AMERICA CORP COMM PAPER -- 0.000% 02/11/2010	0660P1BB6	25,000,000.00	25,000,000.00	0.00	25,000,000.00	76.39	0.00	



Managed Account Security Transactions & Interest

For the Month Ending **February 28, 2010**

SAN BERNARDINO COUNTY - 76990800

Transaction Type	Trade	Settle	Security Description	CUSIP	Par	Principal Proceeds	Accrued Interest	Total	Realized G/L Cost	Realized G/L Amort Cost	Sale Method
MATURITY											
	02/12/10	02/12/10	SOCIETE GENERALE NA COMM PAPER -- 0.000% 02/12/2010	83365SBC6	50,000,000.00	50,000,000.00	0.00	50,000,000.00	194.44	0.00	
	02/12/10	02/12/10	SOCIETE GENERALE NA COMM PAPER -- 0.000% 02/12/2010	83365SBC6	50,000,000.00	50,000,000.00	0.00	50,000,000.00	194.44	0.00	
	02/12/10	02/12/10	FNMA FLOATING GLOBAL NOTES DTD 08/12/2008 0.218% 02/12/2010	31398ATK8	25,000,000.00	25,000,000.00	0.00	25,000,000.00	14,250.00	0.00	
	02/12/10	02/12/10	FNMA FLOATING GLOBAL NOTES DTD 08/12/2008 0.218% 02/12/2010	31398ATK8	15,000,000.00	15,000,000.00	0.00	15,000,000.00	4,357.50	0.00	
	02/12/10	02/12/10	BANK OF AMERICA CORP COMM PAPER -- 0.000% 02/12/2010	0660P1BC4	50,000,000.00	50,000,000.00	0.00	50,000,000.00	166.67	0.00	
	02/12/10	02/12/10	BANK OF AMERICA CORP COMM PAPER -- 0.000% 02/12/2010	0660P1BC4	50,000,000.00	50,000,000.00	0.00	50,000,000.00	166.67	0.00	
	02/16/10	02/16/10	CREDIT AGRICOLE NA COMM PAPER -- 0.000% 02/16/2010	22532CBG8	50,000,000.00	50,000,000.00	0.00	50,000,000.00	722.22	0.00	
	02/16/10	02/16/10	BANK OF AMERICA CORP COMM PAPER -- 0.000% 02/16/2010	0660P1BG5	50,000,000.00	50,000,000.00	0.00	50,000,000.00	666.67	0.00	
	02/16/10	02/16/10	SOCIETE GENERALE NA COMM PAPER -- 0.000% 02/16/2010	83365SBG7	50,000,000.00	50,000,000.00	0.00	50,000,000.00	777.78	0.00	
	02/16/10	02/16/10	SOCIETE GENERALE NA COMM PAPER -- 0.000% 02/16/2010	83365SBG7	50,000,000.00	50,000,000.00	0.00	50,000,000.00	777.78	0.00	
	02/16/10	02/16/10	GENERAL ELECTRIC CO COMM PAPER -- 0.000% 02/16/2010	36960MBG7	40,000,000.00	40,000,000.00	0.00	40,000,000.00	2,800.00	0.00	
	02/17/10	02/17/10	CREDIT AGRICOLE NA COMM PAPER -- 0.000% 02/17/2010	22532CBH6	50,000,000.00	50,000,000.00	0.00	50,000,000.00	194.44	0.00	
	02/17/10	02/17/10	BANK OF AMERICA CORP COMM PAPER -- 0.000% 02/17/2010	0660P1BH3	50,000,000.00	50,000,000.00	0.00	50,000,000.00	166.67	0.00	
	02/17/10	02/17/10	NORDEA BANK FIN NY CERT DEPOS DTD 01/27/2010 0.120% 02/17/2010	65556QYW7	50,000,000.00	50,000,000.00	3,500.00	50,003,500.00	0.00	0.00	



Managed Account Security Transactions & Interest

For the Month Ending **February 28, 2010**

SAN BERNARDINO COUNTY - 76990800

Transaction Type	Trade	Settle	Security Description	CUSIP	Par	Principal Proceeds	Accrued Interest	Total	Realized G/L Cost	Realized G/L Amort Cost	Sale Method
MATURITY											
	02/17/10	02/17/10	SOCIETE GENERALE NA COMM PAPER -- 0.000% 02/17/2010	83365SBH5	50,000,000.00	50,000,000.00	0.00	50,000,000.00	194.44	0.00	
	02/17/10	02/17/10	SOCIETE GENERALE NA COMM PAPER -- 0.000% 02/17/2010	83365SBH5	50,000,000.00	50,000,000.00	0.00	50,000,000.00	194.44	0.00	
	02/18/10	02/18/10	SOCIETE GENERALE N AMER COMM PAPER -- 0.000% 02/18/2010	83365SBJ1	50,000,000.00	50,000,000.00	0.00	50,000,000.00	194.44	0.00	
	02/18/10	02/18/10	SOCIETE GENERALE N AMER COMM PAPER -- 0.000% 02/18/2010	83365SBJ1	50,000,000.00	50,000,000.00	0.00	50,000,000.00	194.44	0.00	
	02/18/10	02/18/10	CREDIT AGRICOLE NA COMM PAPER -- 0.000% 02/18/2010	22532CBJ2	50,000,000.00	50,000,000.00	0.00	50,000,000.00	194.44	0.00	
	02/18/10	02/18/10	BANK OF AMERICA CORP COMM PAPER -- 0.000% 02/18/2010	0660P1BJ9	50,000,000.00	50,000,000.00	0.00	50,000,000.00	166.67	0.00	
	02/18/10	02/18/10	BNP PARIBAS FINANCE INC COMM PAPER -- 0.000% 02/18/2010	0556N1BJ1	12,000,000.00	12,000,000.00	0.00	12,000,000.00	40.00	0.00	
	02/19/10	02/19/10	CREDIT AGRICOLE NA COMM PAPER -- 0.000% 02/19/2010	22532CBK9	50,000,000.00	50,000,000.00	0.00	50,000,000.00	194.44	0.00	
	02/19/10	02/19/10	BANK OF AMERICA CORP COMM PAPER -- 0.000% 02/19/2010	0660P1BK6	50,000,000.00	50,000,000.00	0.00	50,000,000.00	166.67	0.00	
	02/19/10	02/19/10	SOCIETE GENERALE NA COMM PAPER -- 0.000% 02/19/2010	83365SBK8	50,000,000.00	50,000,000.00	0.00	50,000,000.00	194.44	0.00	
	02/19/10	02/19/10	SOCIETE GENERALE NA COMM PAPER -- 0.000% 02/19/2010	83365SBK8	50,000,000.00	50,000,000.00	0.00	50,000,000.00	194.44	0.00	
	02/19/10	02/19/10	NORDEA BANK FIN NY CERT DEPOS DTD 02/12/2010 0.130% 02/19/2010	65556QA45	20,000,000.00	20,000,000.00	505.56	20,000,505.56	0.00	0.00	
	02/22/10	02/22/10	SOCIETE GENERALE N AMER COMM PAPER -- 0.000% 02/22/2010	83365SBN2	50,000,000.00	50,000,000.00	0.00	50,000,000.00	583.33	0.00	



Managed Account Security Transactions & Interest

For the Month Ending **February 28, 2010**

SAN BERNARDINO COUNTY - 76990800

Transaction Type		Security Description	CUSIP	Par	Principal Proceeds	Accrued Interest	Total	Realized G/L Cost	Realized G/L Amort Cost	Sale Method
Trade	Settle									
MATURITY										
02/22/10	02/22/10	SOCIETE GENERALE N AMER COMM PAPER -- 0.000% 02/22/2010	83365SBN2	50,000,000.00	50,000,000.00	0.00	50,000,000.00	583.33	0.00	
02/22/10	02/22/10	CALYON NORTH AMERICA INC COMM PAPER -- 0.000% 02/22/2010	13170SBN4	20,000,000.00	20,000,000.00	0.00	20,000,000.00	2,000.00	0.00	
02/22/10	02/22/10	BNP PARIBAS FINANCE INC COMM PAPER -- 0.000% 02/22/2010	0556N1BN2	20,000,000.00	20,000,000.00	0.00	20,000,000.00	216.67	0.00	
02/22/10	02/22/10	CREDIT AGRICOLE NA COMM PAPER -- 0.000% 02/22/2010	22532CBN3	50,000,000.00	50,000,000.00	0.00	50,000,000.00	583.33	0.00	
02/23/10	02/23/10	BNP PARIBAS FINANCE INC COMM PAPER -- 0.000% 02/23/2010	0556N1BP7	5,000,000.00	5,000,000.00	0.00	5,000,000.00	16.67	0.00	
02/23/10	02/23/10	BNP PARIBAS FINANCE INC COMM PAPER -- 0.000% 02/23/2010	0556N1BP7	50,000,000.00	50,000,000.00	0.00	50,000,000.00	166.67	0.00	
02/23/10	02/23/10	SOCIETE GENERALE NA COMM PAPER -- 0.000% 02/23/2010	83365SBP7	50,000,000.00	50,000,000.00	0.00	50,000,000.00	222.22	0.00	
02/23/10	02/23/10	SOCIETE GENERALE NA COMM PAPER -- 0.000% 02/23/2010	83365SBP7	50,000,000.00	50,000,000.00	0.00	50,000,000.00	222.22	0.00	
02/24/10	02/24/10	SOCIETE GENERALE NA COMM PAPER -- 0.000% 02/24/2010	83365SBO5	50,000,000.00	50,000,000.00	0.00	50,000,000.00	208.33	0.00	
02/24/10	02/24/10	SOCIETE GENERALE NA COMM PAPER -- 0.000% 02/24/2010	83365SBO5	50,000,000.00	50,000,000.00	0.00	50,000,000.00	208.33	0.00	
02/24/10	02/24/10	CREDIT AGRICOLE NA COMM PAPER -- 0.000% 02/24/2010	22532CBO6	50,000,000.00	50,000,000.00	0.00	50,000,000.00	166.67	0.00	
02/24/10	02/24/10	CREDIT AGRICOLE NA COMM PAPER -- 0.000% 02/24/2010	22532CBO6	5,000,000.00	5,000,000.00	0.00	5,000,000.00	16.67	0.00	



Managed Account Security Transactions & Interest

For the Month Ending **February 28, 2010**

SAN BERNARDINO COUNTY - 76990800

Transaction Type		Security Description	CUSIP	Par	Principal Proceeds	Accrued Interest	Total	Realized G/L Cost	Realized G/L Amort Cost	Sale Method
Trade	Settle									
MATURITY										
02/24/10	02/24/10	CALYON NORTH AMERICA INC COMM PAPER -- 0.000% 02/24/2010	13170SBQ7	30,000,000.00	30,000,000.00	0.00	30,000,000.00	3,250.00	0.00	
02/25/10	02/25/10	CREDIT AGRICOLE NA COMM PAPER -- 0.000% 02/25/2010	22532CBR4	8,000,000.00	8,000,000.00	0.00	8,000,000.00	22.22	0.00	
02/25/10	02/25/10	CREDIT AGRICOLE NA COMM PAPER -- 0.000% 02/25/2010	22532CBR4	50,000,000.00	50,000,000.00	0.00	50,000,000.00	138.89	0.00	
02/25/10	02/25/10	RABOBANK USA FIN CORP COMM PAPER -- 0.000% 02/25/2010	74977LBR7	5,000,000.00	5,000,000.00	0.00	5,000,000.00	12.50	0.00	
02/25/10	02/25/10	FHLMC GLOBAL NOTES (CALLED, OMD 2/25/11) DTD 02/25/2009 2.000% 02/25/2010	3128X8LN0	25,000,000.00	25,000,000.00	0.00	25,000,000.00	20,000.00	0.00	
02/25/10	02/25/10	SOCIETE GENERALE NA COMM PAPER -- 0.000% 02/25/2010	83365SBR3	50,000,000.00	50,000,000.00	0.00	50,000,000.00	180.56	0.00	
02/25/10	02/25/10	SOCIETE GENERALE NA COMM PAPER -- 0.000% 02/25/2010	83365SBR3	50,000,000.00	50,000,000.00	0.00	50,000,000.00	180.56	0.00	
02/26/10	02/26/10	SOCIETE GENERALE NA COMM PAPER -- 0.000% 02/26/2010	83365SBS1	50,000,000.00	50,000,000.00	0.00	50,000,000.00	208.33	0.00	
02/26/10	02/26/10	SOCIETE GENERALE NA COMM PAPER -- 0.000% 02/26/2010	83365SBS1	50,000,000.00	50,000,000.00	0.00	50,000,000.00	208.33	0.00	
02/26/10	02/26/10	CREDIT AGRICOLE NA COMM PAPER -- 0.000% 02/26/2010	22532CBS2	50,000,000.00	50,000,000.00	0.00	50,000,000.00	180.56	0.00	
02/26/10	02/26/10	CREDIT AGRICOLE NA COMM PAPER -- 0.000% 02/26/2010	22532CBS2	30,000,000.00	30,000,000.00	0.00	30,000,000.00	108.33	0.00	
Transaction Type Sub-Total				4,555,000,000.00	4,555,000,000.00	30,463.90	4,555,030,463.90	269,302.70	0.00	
SELL										
02/01/10	02/01/10	FEDERATED GOVT OBLIGATIONS FUND	60934N104	16,000,000.00	16,000,000.00	0.00	16,000,000.00	0.00	0.00	FIFO



Managed Account Security Transactions & Interest

For the Month Ending **February 28, 2010**

SAN BERNARDINO COUNTY - 76990800

Transaction Type		Security Description	CUSIP	Par	Principal Proceeds	Accrued Interest	Total	Realized G/L Cost	Realized G/L Amort Cost	Sale Method
Trade	Settle									
SELL										
02/09/10	02/10/10	US TSY INFL IX BONDS DTD 04/15/2009 1.250% 04/15/2014	912828KM1	10,000,000.00	10,687,102.97	41,398.06	10,728,501.03	620,416.57	629,472.07	FIFO
02/09/10	02/10/10	US TSY INFL IX BONDS DTD 04/15/2009 1.250% 04/15/2014	912828KM1	10,000,000.00	10,687,102.97	41,398.06	10,728,501.03	650,938.57	655,757.67	FIFO
02/09/10	02/10/10	US TSY INFL IX BONDS DTD 04/15/2009 1.250% 04/15/2014	912828KM1	10,000,000.00	10,687,102.97	41,398.06	10,728,501.03	623,422.53	631,977.87	FIFO
02/09/10	02/10/10	US TSY INFL IX BONDS DTD 04/15/2009 1.250% 04/15/2014	912828KM1	5,000,000.00	5,343,551.48	20,699.03	5,364,250.51	304,328.95	308,880.43	FIFO
02/09/10	02/10/10	US TSY INFL IX BONDS DTD 04/15/2009 1.250% 04/15/2014	912828KM1	20,000,000.00	21,374,205.93	82,796.14	21,457,002.07	1,217,315.80	1,235,521.73	FIFO
Transaction Type Sub-Total				71,000,000.00	74,779,066.32	227,689.35	75,006,755.67	3,416,422.42	3,461,609.77	
Managed Account Sub-Total				9,673,555,000.00	280,595,523.77	7,362,835.15	287,958,358.92	3,685,725.12	3,461,609.77	
Total Security Transactions				\$9,673,555,000.00	\$280,595,523.77	\$7,362,835.15	\$287,958,358.92	\$3,685,725.12	\$3,461,609.77	