



Customer Service
PO Box 11813
Harrisburg, PA 17108-1813

ACCOUNT STATEMENT

For the Month Ending
July 31, 2010

SAN BERNARDINO COUNTY

Client Management Team

Kenneth Schiebel, CFA

Managing Director
One Keystone Plaza, Suite 300
Harrisburg, PA 17101
717-232-2723
schiebelk@pfm.com

Contents

Cover/Disclosures
Summary Statement
Individual Accounts

Accounts included in Statement

76990800 SAN BERNARDINO COUNTY

SAN BERNARDINO COUNTY
JOHN JOHNSON
172 WEST THIRD STREET
1ST FLOOR
SAN BERNARDINO, CA 92415

Online Access www.pfm.com

Customer Service 1-717-232-2723

**Important Disclosures****Important Disclosures**

This statement is for general information purposes only and is not intended to provide specific advice or recommendations. PFM Asset Management LLC ("PFM") is an investment advisor registered with the Securities and Exchange Commission, and is required to maintain a written disclosure statement of our background and business experience. If you would like to receive a copy of our current disclosure statement, please contact Service Operations at the address below.

Proxy Voting PFM does not normally receive proxies to vote on behalf of its clients. However, it does on occasion receive consent requests. In the event a consent request is received the portfolio manager contacts the client and then proceeds according to their instructions. PFM's Proxy Voting Policy is available upon request by contacting Service Operations at the address below.

Questions About an Account PFM's monthly statement is intended to detail our investment advisory activity as well as the activity of any accounts held by clients in pools that are managed by PFM. The custodian bank maintains the control of assets and executes (i.e., settles) all investment transactions. The custodian statement is the official record of security and cash holdings and transactions. PFM recognizes that clients may use these reports to facilitate record keeping; therefore the custodian bank statement and the PFM statement should be reconciled and differences resolved. Many custodians use a settlement date basis which may result in the need to reconcile due to a timing difference.

Account Control PFM does not have the authority to withdraw funds from or deposit funds to the custodian. Our clients retain responsibility for their internal accounting policies; implementing and enforcing internal controls and generating ledger entries or otherwise recording transactions.

Market Value Generally, PFM's market prices are derived from closing bid prices as of the last business day of the month as supplied by Interactive Data, Bloomberg or Telerate. Where prices are not available from generally recognized sources the securities are priced using a yield-based matrix system to arrive at an estimated market value. Prices that fall between data points are interpolated. Non-negotiable FDIC-insured bank certificates of deposit are priced at par. Although PFM believes the prices to be reliable, the values of the securities do not always represent the prices at which the securities could have been bought or sold. Explanation of the valuation methods for money market and TERM funds is contained in the appropriate fund information statement.

Amortized Cost The original cost of the principal of the security is adjusted for the amount of the periodic reduction of any discount or premium from the purchase date until the date of the report. Discount or premium with respect to short term securities (those with less than one year to maturity at time of issuance) is amortized on a straightline basis. Such discount or premium with respect to longer term securities is amortized using the constant yield basis.

Tax Reporting Cost data and realized gains / losses are provided for informational purposes only. Please review for accuracy and consult your tax advisor to determine the tax consequences of your security transactions. PFM does not report such information to the IRS or other taxing authorities and is not responsible for the accuracy of such information that may be required to be reported to federal, state or other taxing authorities.

Financial Situation In order to better serve you, PFM should be promptly notified of any material change in your investment objective or financial situation.

Callable Securities Securities subject to redemption prior to maturity may be redeemed in whole or in part before maturity, which could affect the yield represented.

Portfolio The securities in this portfolio, including shares of mutual funds, are not guaranteed or otherwise protected by PFM, the FDIC (except for certain non-negotiable certificates of deposit) or any government agency. Investment in securities involves risks, including the possible loss of the amount invested.

Rating Information provided for ratings is based upon a good faith inquiry of selected sources, but its accuracy and completeness cannot be guaranteed. Shares of some money market and TERM funds are marketed through representatives of PFM's wholly owned subsidiary, PFM Fund Distributors, Inc. PFM Fund Distributors, Inc. is registered with the SEC as a broker/dealer and is a member of the Financial Industry Regulatory Authority ("FINRA") and the Municipal Securities Rulemaking Board ("MSRB"). You may reach the FINRA by calling the FINRA Regulator Public Disclosure Hotline at 1-888-289-9999 or at the FINRA Regulation Internet website address www.nasd.com. A brochure describing the FINRA Regulation Public Disclosure Program is also available from the FINRA upon request.

Key Terms and Definitions

Dividends on money market funds consist of interest earned, plus any discount ratably amortized to the date of maturity, plus all realized gains and losses on the sale of securities prior to maturity, less ratably amortization of any premium and all accrued expenses to the fund. Dividends are accrued daily and may be paid either monthly or quarterly. The monthly earnings on this statement represent the estimated dividend accrued for the month for any program that distributes earnings on a quarterly basis. There is no guarantee that the estimated amount will be paid on the actual distribution date.

Current Yield is the net change, exclusive of capital changes and income other than investment income, in the value of a hypothetical fund account with a balance of one share over the seven-day base period including the statement date, expressed as a percentage of the value of one share (normally \$1.00 per share) at the beginning of the seven-day period. This resulting net change in account value is then annualized by multiplying it by 365 and dividing the result by 7. The yields quoted should not be considered a representation of the yield of the fund in the future, since the yield is not fixed.

Average maturity represents the average maturity of all securities and investments of a portfolio, determined by multiplying the par or principal value of each security or investment by its maturity (days or years), summing the products, and dividing the sum by the total principal value of the portfolio. The stated maturity date of mortgage backed or callable securities are used in this statement. However the actual maturity of these securities could vary depending on the level or prepayments on the underlying mortgages or whether a callable security has or is still able to be called.

Monthly distribution yield represents the net change in the value of one share (normally \$1.00 per share) resulting from all dividends declared during the month by a fund expressed as a percentage of the value of one share at the beginning of the month. This resulting net change is then annualized by multiplying it by 365 and dividing it by the number of calendar days in the month.

YTM at Cost The yield to maturity at cost is the expected rate of return, based on the original cost, the annual interest receipts, maturity value and the time period from purchase date to maturity, stated as a percentage.

YTM at Market The yield to maturity at market is the rate of return, based on the current market value, the annual interest receipts, maturity value and the time period from purchase date to maturity, stated as a percentage.

Managed Account A portfolio of investments managed discretely by PFM according to the client's specific investment policy and requirements. The investments are directly owned by the client and held by the client's custodian.

Unsettled Trade A trade which has been executed however the final consummation of the security transaction and payment has not yet taken place.

Please review the detail pages of this statement carefully. If you think your statement is wrong, missing account information, or if you need more information about a transaction, please contact PFM within 60 days of receipt. If you have other concerns or questions regarding your account you should contact a member of your client management team or PFM Service Operations at the address below.

PFM Asset Management LLC
Attn: Service Operations
One Keystone Plaza, Suite 300
N. Front & Market Sts
Harrisburg, PA 17101



Account Statement

For the Month Ending July 31, 2010

Consolidated Summary Statement

SAN BERNARDINO COUNTY

Portfolio Summary

Portfolio Holdings	Cash Dividends and Income	Closing Market Value
PFM Managed Account	4,349,987.90	3,802,708,396.98
Cash Balance	0.00	228,908,462.08
Citizens Bank TAGP/FDIC NOW Balance	0.00	100,000,000.00
Total	\$4,349,987.90	\$4,131,616,859.06

Investment Allocation

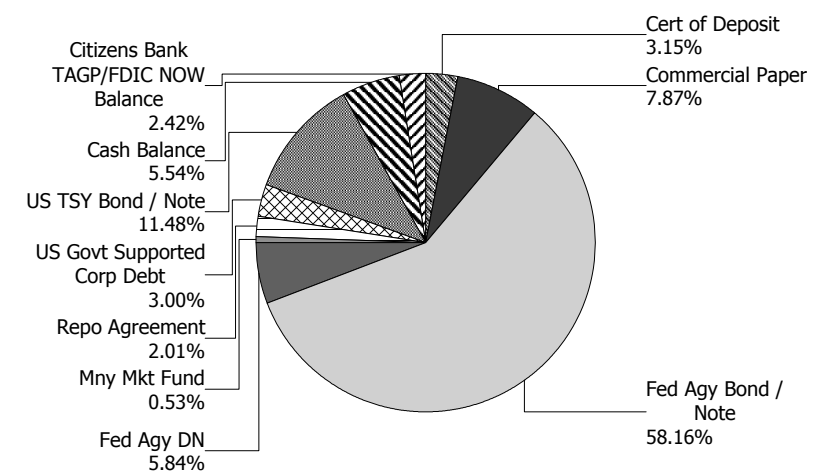
Investment Type	Closing Market Value	Percent
Certificate of Deposit	130,018,387.50	3.15
Commercial Paper	324,961,766.66	7.87
Federal Agency Bond / Note	2,403,312,436.63	58.16
Federal Agency Discount Note	241,225,051.93	5.84
Money Market Fund	22,000,000.00	0.53
Repurchase Agreement	82,999,677.13	2.01
U.S. Government Supported Corporate Debt	123,928,135.50	3.00
U.S. Treasury Bond / Note	474,262,941.63	11.48
Cash Balance	228,908,462.08	5.54
Citizens Bank TAGP/FDIC NOW Balance	100,000,000.00	2.42
Total	\$4,131,616,859.06	100.00%

Maturity Distribution

Portfolio Holdings	Closing Market Value	Percent
Under 30 days	858,551,715.12	20.78
31 to 60 days	265,738,830.00	6.43
61 to 90 days	166,840,797.43	4.04
91 to 180 days	376,904,688.08	9.12
181 days to 1 year	1,132,234,881.18	27.40
1 to 2 years	670,854,210.06	16.24
2 to 3 years	639,564,088.75	15.48
3 to 4 years	20,927,648.44	0.51
4 to 5 years	0.00	0.00
Over 5 years	0.00	0.00
Total	\$4,131,616,859.06	100.00%

Weighted Average Days to Maturity 326

Sector Allocation





Managed Account Summary Statement

For the Month Ending July 31, 2010

SAN BERNARDINO COUNTY - 76990800

Transaction Summary - Managed Account

Opening Market Value	\$4,072,153,186.21
Maturities/Calls	(5,228,350,000.00)
Principal Dispositions	(138,000,000.00)
Principal Acquisitions	5,074,783,709.57
Unsettled Trades	24,070,000.00
Change in Current Value	(1,948,498.80)
Closing Market Value	\$3,802,708,396.98

Cash Transactions Summary - Managed Account

Maturities/Calls	5,228,393,829.18
Sale Proceeds	138,000,000.00
Coupon/Interest Income	5,498,056.84
Principal Payments	0.00
Security Purchases	(5,099,752,142.91)
Net Cash Contribution	(272,139,743.11)
Reconciling Transactions	0.00

Earnings Reconciliation (Cash Basis) - Managed Account

Interest/Coupons Received	5,541,886.02
Less Purchased Interest Related to Interest/Coupons	(6,766.67)
Plus Net Realized Gains/Losses	(1,185,131.45)
Total Cash Basis Earnings	\$4,349,987.90

Cash Balance

Closing Cash Balance \$0.00

Earnings Reconciliation (Accrual Basis)

	Total
Ending Amortized Value of Securities	3,780,998,376.89
Ending Accrued Interest	18,392,851.59
Plus Proceeds from Sales	138,000,000.00
Plus Proceeds of Maturities/Calls/Principal Payments	5,228,393,829.18
Plus Coupons Received	5,498,056.84
Less Cost of New Purchases	(5,098,860,806.97)
Less Beginning Amortized Value of Securities	(4,050,148,907.80)
Less Beginning Accrued Interest	(18,204,317.97)
Total Accrual Basis Earnings	\$4,069,081.76



Portfolio Summary and Statistics

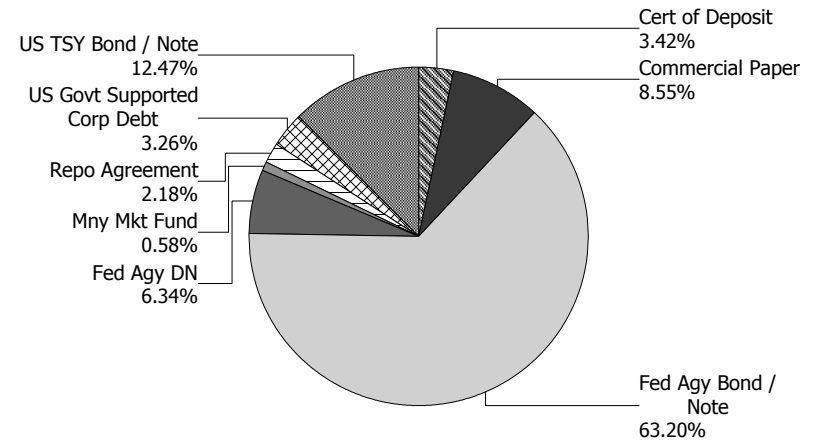
For the Month Ending **July 31, 2010**

SAN BERNARDINO COUNTY - 76990800

Account Summary

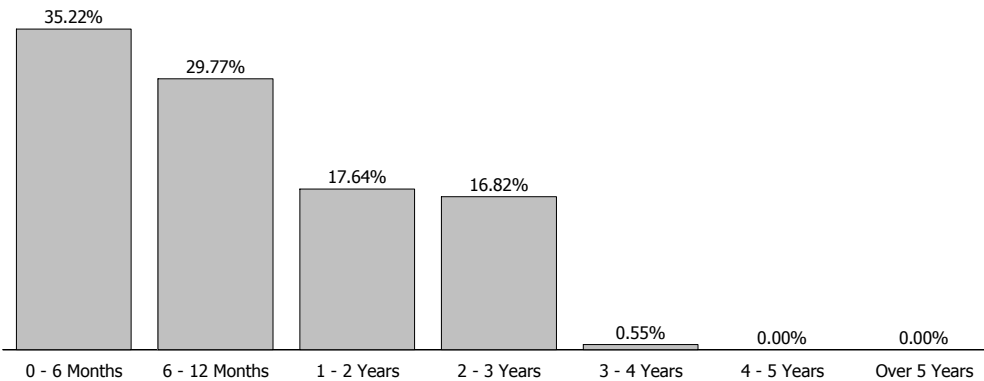
Description	Par Value	Market Value	Percent
U.S. Treasury Bond / Note	470,000,000.00	474,262,941.63	12.47
U.S. Government Supported Corporate Debt	122,100,000.00	123,928,135.50	3.26
Repurchase Agreement	83,000,000.00	82,999,677.13	2.18
Money Market Fund	22,000,000.00	22,000,000.00	0.58
Federal Agency Discount Note	241,591,000.00	241,225,051.93	6.34
Federal Agency Bond / Note	2,377,615,000.00	2,403,312,436.63	63.20
Commercial Paper	325,000,000.00	324,961,766.66	8.55
Certificate of Deposit	130,000,000.00	130,018,387.50	3.42
Managed Account Sub-Total	3,771,306,000.00	3,802,708,396.98	100.00%
Accrued Interest		18,392,851.59	
Total Portfolio	3,771,306,000.00	3,821,101,248.57	

Sector Allocation



Unsettled Trades **24,070,000.00** **24,114,554.69**

Maturity Distribution



Characteristics

Yield to Maturity at Cost	1.30%
Yield to Maturity at Market	0.57%
Duration to Worst	0.60
Weighted Average Days to Maturity	355



Managed Account Issuer Summary

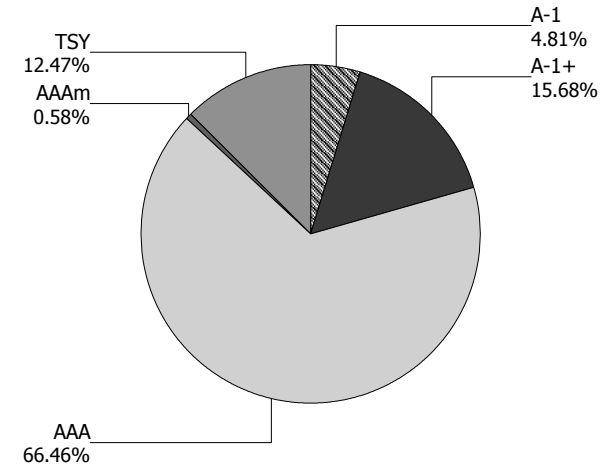
For the Month Ending July 31, 2010

SAN BERNARDINO COUNTY - 76990800

Issuer Summary

Issuer	Market Value of Holdings	Percent
BNP PARIBAS	139,990,238.00	3.68
CITIGROUP INC	25,526,925.00	0.67
CREDIT AGRICOLE SA	99,998,250.00	2.63
FANNIE MAE	653,388,983.62	17.18
FEDERAL FARM CREDIT BANKS	590,388,681.25	15.53
FEDERAL HOME LOAN BANKS	744,541,601.63	19.57
FEDERATED INVESTORS INC	2,000,000.00	0.05
FREDDIE MAC	656,218,222.06	17.26
GENERAL ELECTRIC CO	47,808,410.50	1.26
GOLDMAN SACHS GROUP INC	153,592,477.13	4.04
NORDEA BANK AB	39,999,382.00	1.05
RABOBANK NEDERLAND	25,004,942.50	0.66
SOCIETE GENERALE	99,998,166.66	2.63
SVENSKA HANDELSBANKEN	24,982,150.00	0.66
TORONTO-DOMINION BANK	25,007,025.00	0.66
UNITED STATES TREASURY	474,262,941.63	12.47
Total	\$3,802,708,396.98	100.00%

Credit Quality (S&P Ratings)





Managed Account Detail of Securities Held

For the Month Ending July 31, 2010

SAN BERNARDINO COUNTY - 76990800

Security Type/Description Dated Date/Coupon/Maturity	CUSIP	Par	S&P Rating	Moody's Rating	Trade Date	Settle Date	Original Cost	YTM at Cost	Accrued Interest	Amortized Cost	Market Value
U.S. Treasury Bond / Note											
US TREASURY NOTES DTD 08/31/2008 2.375% 08/31/2010	912828JJ0	25,000,000.00	TSY	TSY	07/20/09	07/21/09	25,503,906.25	0.55	248,471.47	25,037,029.00	25,042,000.00
US TREASURY NOTES DTD 08/31/2008 2.375% 08/31/2010	912828JJ0	50,000,000.00	TSY	TSY	12/09/09	12/10/09	50,777,343.75	0.22	496,942.93	50,087,923.00	50,084,000.00
US TREASURY NOTES DTD 10/31/2008 1.500% 10/31/2010	912828JP6	25,000,000.00	TSY	TSY	07/28/09	07/29/09	25,258,789.05	0.67	94,769.02	25,051,118.00	25,079,101.58
US TREASURY NOTES DTD 11/30/2008 1.250% 11/30/2010	912828JS0	25,000,000.00	TSY	TSY	08/03/09	08/04/09	25,159,179.68	0.76	52,937.16	25,039,937.00	25,085,950.00
US TREASURY NOTES DTD 12/31/2008 0.875% 12/31/2010	912828JV3	25,000,000.00	TSY	TSY	11/04/09	11/05/09	25,112,304.69	0.48	19,021.74	25,040,333.50	25,067,375.00
US TREASURY NOTES DTD 12/31/2008 0.875% 12/31/2010	912828JV3	25,000,000.00	TSY	TSY	11/16/09	11/17/09	25,127,929.69	0.42	19,021.74	25,047,265.75	25,067,375.00
US TREASURY NOTES DTD 01/31/2009 0.875% 01/31/2011	912828JY7	25,000,000.00	TSY	TSY	01/27/10	01/28/10	25,130,859.38	0.35	594.43	25,064,606.75	25,080,075.00
US TREASURY NOTES DTD 01/31/2009 0.875% 01/31/2011	912828JY7	25,000,000.00	TSY	TSY	03/09/10	03/10/10	25,115,234.38	0.36	594.43	25,064,079.25	25,080,075.00
US TREASURY NOTES DTD 02/15/2001 5.000% 02/15/2011	9128276T4	20,000,000.00	TSY	TSY	12/28/09	12/29/09	20,990,625.00	0.60	461,325.97	20,472,905.80	20,510,940.00
US TREASURY NOTES DTD 02/28/2009 0.875% 02/28/2011	912828KE9	25,000,000.00	TSY	TSY	12/04/09	12/07/09	25,118,164.06	0.49	91,542.12	25,055,994.50	25,092,773.45
US TREASURY NOTES DTD 02/28/2009 0.875% 02/28/2011	912828KE9	25,000,000.00	TSY	TSY	02/17/10	02/18/10	25,127,929.69	0.38	91,542.12	25,072,449.75	25,092,773.45
US TREASURY NOTES DTD 03/31/2006 4.750% 03/31/2011	912828FA3	25,000,000.00	TSY	TSY	01/12/10	01/13/10	26,283,203.13	0.49	399,077.87	25,704,113.00	25,742,200.00
US TREASURY NOTES DTD 04/30/2009 0.875% 04/30/2011	912828KL3	50,000,000.00	TSY	TSY	12/22/09	12/23/09	50,175,781.25	0.61	110,563.86	50,097,238.00	50,220,703.15
US TREASURY NOTES DTD 05/31/2009 0.875% 05/31/2011	912828KU3	25,000,000.00	TSY	TSY	05/03/10	05/04/10	25,104,492.18	0.48	37,056.01	25,080,845.50	25,119,150.00



Managed Account Detail of Securities Held

For the Month Ending **July 31, 2010**

SAN BERNARDINO COUNTY - 76990800

Security Type/Description Dated Date/Coupon/Maturity	CUSIP	Par	S&P Rating	Moody's Rating	Trade Date	Settle Date	Original Cost	YTM at Cost	Accrued Interest	Amortized Cost	Market Value
U.S. Treasury Bond / Note											
US TREASURY NOTES DTD 07/31/2006 4.875% 07/31/2011	912828FN5	25,000,000.00	TSY	TSY	07/23/09	07/24/09	26,906,250.00	1.05	3,311.82	25,946,488.50	26,123,050.00
US TREASURY NOTES DTD 05/15/2009 1.375% 05/15/2012	912828KP4	5,000,000.00	TSY	TSY	06/05/09	06/08/09	4,948,828.12	1.73	14,572.01	4,968,534.50	5,077,540.00
US TREASURY NOTES DTD 05/15/2009 1.375% 05/15/2012	912828KP4	10,000,000.00	TSY	TSY	06/08/09	06/09/09	9,838,281.25	1.95	29,144.02	9,900,346.90	10,155,080.00
US TREASURY NOTES DTD 05/15/2009 1.375% 05/15/2012	912828KP4	10,000,000.00	TSY	TSY	06/09/09	06/10/09	9,852,343.75	1.90	29,144.02	9,908,957.10	10,155,080.00
US TREASURY NOTES DTD 05/15/2009 1.375% 05/15/2012	912828KP4	25,000,000.00	TSY	TSY	04/06/10	04/07/10	25,088,867.18	1.20	72,860.05	25,075,687.75	25,387,700.00
Security Type Sub-Total		470,000,000.00					476,620,312.48	0.63	2,272,492.79	472,715,853.55	474,262,941.63
U.S. Government Supported Corporate Debt											
GENERAL ELEC CAP CORP (FDIC) GLOBAL FRN DTD 03/12/2009 0.617% 03/11/2011	36967HAM9	22,100,000.00	AAA	Aaa	11/20/09	11/23/09	22,144,398.90	0.22	18,546.47	22,136,000.46	22,160,885.50
GOLDMAN SACHS GROUP INC (FDIC) GL NOTES DTD 01/21/2009 1.625% 07/15/2011	38146FAF8	25,000,000.00	AAA	Aaa	01/23/09	01/28/09	24,931,500.00	1.74	18,055.56	24,973,093.25	25,296,400.00
GOLDMAN SACHS GROUP INC (FDIC) GL NOTES DTD 01/21/2009 1.625% 07/15/2011	38146FAF8	25,000,000.00	AAA	Aaa	07/29/09	08/03/09	25,150,500.00	1.31	18,055.56	25,074,247.75	25,296,400.00
GENERAL ELEC CAP CORP (FDIC) GLOBAL NOTE DTD 03/12/2009 2.250% 03/12/2012	36967HAN7	25,000,000.00	AAA	Aaa	03/11/10	03/16/10	25,557,750.00	1.11	217,187.50	25,453,471.00	25,647,525.00
CITIGROUP FUNDING INC (FDIC) GLOBAL NOTE DTD 03/30/2009 2.000% 03/30/2012	17314AAF9	25,000,000.00	AAA	Aaa	03/10/10	03/15/10	25,447,372.25	1.11	168,055.56	25,365,331.25	25,526,925.00
Security Type Sub-Total		122,100,000.00					123,231,521.15	1.12	439,900.65	123,002,143.71	123,928,135.50



Managed Account Detail of Securities Held

For the Month Ending **July 31, 2010**

SAN BERNARDINO COUNTY - 76990800

Security Type/Description Dated Date/Coupon/Maturity	CUSIP	Par	S&P Rating	Moody's Rating	Trade Date	Settle Date	Original Cost	YTM at Cost	Accrued Interest	Amortized Cost	Market Value
Repurchase Agreement											
GOLDMAN SACHS GROUP INC REPO AGRMT DTD 07/30/2010 0.180% 08/02/2010	RE0789009	83,000,000.00	A-1	P-1	07/30/10	07/30/10	83,000,000.00	0.18	830.00	83,000,000.00	82,999,677.13
Security Type Sub-Total		83,000,000.00					83,000,000.00	0.18	830.00	83,000,000.00	82,999,677.13
Money Market Fund											
FEDERATED PRIME OBLIGATION MUTUAL	60934N203	1,000,000.00	AAAm	Aaa	08/27/08	08/27/08	1,000,000.00	0.11	0.00	1,000,000.00	1,000,000.00
FEDERATED GOVT OBLIGATIONS FUND	60934N104	1,000,000.00	AAAm	Aaa	06/30/10	06/30/10	1,000,000.00	0.11	0.00	1,000,000.00	1,000,000.00
GOLDMAN FS GOVERNMENT MM FUND	38141W273	20,000,000.00	AAAm	Aaa	07/29/10	07/29/10	20,000,000.00	0.11	0.00	20,000,000.00	20,000,000.00
Security Type Sub-Total		22,000,000.00					22,000,000.00	0.11	0.00	22,000,000.00	22,000,000.00
Federal Agency Discount Note											
FHLMC DISC NOTE -- 0.000% 09/21/2010	313397G62	25,000,000.00	A-1+	P-1	02/18/10	02/19/10	24,962,847.22	0.25	0.00	24,991,145.75	24,993,330.50
FNMA DISC NOTE -- 0.000% 10/01/2010	313589H89	41,591,000.00	A-1+	P-1	12/29/09	12/30/09	41,479,801.84	0.35	0.00	41,566,334.04	41,577,297.43
FHLMC DISC NOTE -- 0.000% 11/18/2010	313397P88	50,000,000.00	A-1+	P-1	01/27/10	01/27/10	49,885,277.78	0.28	0.00	49,957,611.00	49,966,056.50
FNMA DISC NOTE -- 0.000% 02/14/2011	313588BW4	25,000,000.00	A-1+	P-1	03/02/10	03/02/10	24,910,326.39	0.37	0.00	24,949,382.00	24,961,300.25
FNMA DISC NOTE -- 0.000% 02/17/2011	313588BZ7	25,000,000.00	A-1+	P-1	03/02/10	03/02/10	24,909,555.56	0.37	0.00	24,948,611.00	24,960,394.50
FHLB DISC NOTE -- 0.000% 05/25/2011	313384GA1	25,000,000.00	A-1+	P-1	05/24/10	05/25/10	24,873,263.89	0.50	0.00	24,896,875.00	24,927,649.25
FHLB DISC NOTE -- 0.000% 05/25/2011	313384GA1	25,000,000.00	A-1+	P-1	05/25/10	05/25/10	24,873,263.89	0.50	0.00	24,896,875.00	24,927,649.25
FNMA DISC NOTE -- 0.000% 07/11/2011	313588HZ1	25,000,000.00	A-1+	P-1	07/20/10	07/20/10	24,901,111.11	0.40	0.00	24,904,444.50	24,911,374.25
Security Type Sub-Total		241,591,000.00					240,795,447.68	0.37	0.00	241,111,278.29	241,225,051.93



Managed Account Detail of Securities Held

For the Month Ending **July 31, 2010**

SAN BERNARDINO COUNTY - 76990800

Security Type/Description Dated Date/Coupon/Maturity	CUSIP	Par	S&P Rating	Moody's Rating	Trade Date	Settle Date	Original Cost	YTM at Cost	Accrued Interest	Amortized Cost	Market Value
Federal Agency Bond / Note											
FNMA NOTES (EX-CALLABLE) DTD 08/02/2005 4.750% 08/02/2010	3136F7GP6	7,575,000.00	AAA	Aaa	05/12/08	05/13/08	7,857,093.00	3.00	178,906.77	7,575,362.54	7,575,000.00
FHLMC GLOBAL NOTES (EX-CALLABLE) DTD 08/04/2005 4.790% 08/04/2010	3128X4GL9	15,000,000.00	AAA	Aaa	04/15/08	04/16/08	15,713,850.00	2.64	353,262.50	15,002,649.90	15,003,840.00
FHLB BONDS DTD 08/06/2003 4.550% 08/06/2010	3133X0KH1	11,000,000.00	AAA	Aaa	04/24/08	04/25/08	11,329,780.00	3.17	243,298.61	11,002,068.11	11,006,875.00
FHLB TAP BONDS DTD 08/16/2000 6.875% 08/13/2010	3133MBZE0	13,980,000.00	AAA	Aaa	04/23/08	04/24/08	15,183,118.80	2.98	443,185.42	13,997,897.34	14,010,581.25
FHLB TAP BONDS DTD 07/24/2003 4.125% 08/13/2010	3133X06Q7	17,000,000.00	AAA	Aaa	05/12/08	05/13/08	17,417,860.00	2.99	323,354.17	17,006,362.59	17,021,250.00
FHLB TAP BONDS DTD 08/22/2002 4.750% 08/13/2010	3133MRCM2	25,000,000.00	AAA	Aaa	06/23/08	06/24/08	25,529,250.00	3.71	547,569.44	25,008,527.25	25,031,250.00
FHLMC GLOBAL NOTES DTD 03/10/2009 1.450% 09/10/2010	3128X8OT2	10,000,000.00	AAA	Aaa	05/26/09	05/27/09	10,079,800.00	0.82	56,791.67	10,006,746.70	10,013,390.00
FHLMC GLOBAL NOTES DTD 03/10/2009 1.450% 09/10/2010	3128X8OT2	10,000,000.00	AAA	Aaa	05/26/09	05/27/09	10,080,010.00	0.82	56,791.67	10,006,764.30	10,013,390.00
FHLB TAP BONDS DTD 07/09/2008 3.375% 09/10/2010	3133XRT83	25,000,000.00	AAA	Aaa	09/03/08	09/04/08	25,045,500.00	3.28	330,468.75	25,002,502.75	25,085,937.50
FFCB BONDS DTD 06/13/2007 5.250% 09/13/2010	31331XE40	25,000,000.00	AAA	Aaa	02/24/09	02/25/09	26,533,250.00	1.24	503,125.00	25,116,171.00	25,140,625.00
FNMA GLOBAL BENCHMARK NOTES DTD 09/13/2007 4.375% 09/13/2010	31398AGU0	25,000,000.00	AAA	Aaa	02/26/09	02/27/09	26,153,000.00	1.35	419,270.83	25,087,720.00	25,117,187.50
FHLMC GLOBAL REFERENCE NOTES DTD 09/22/2000 6.875% 09/15/2010	3134A35H5	25,000,000.00	AAA	Aaa	11/21/08	11/24/08	26,698,500.00	2.98	649,305.56	25,117,135.75	25,203,125.00
FNMA NOTES DTD 03/16/2009 1.500% 09/16/2010	3136FHFE0	25,000,000.00	AAA	Aaa	04/03/09	04/06/09	25,064,250.00	1.32	140,625.00	25,005,600.00	25,039,062.50
FHLB BONDS DTD 04/01/2009 1.450% 09/30/2010	3133XTCW4	25,000,000.00	AAA	Aaa	04/23/09	04/23/09	25,120,000.00	1.11	121,840.28	25,013,771.50	25,054,687.50



Managed Account Detail of Securities Held

For the Month Ending **July 31, 2010**

SAN BERNARDINO COUNTY - 76990800

Security Type/Description Dated Date/Coupon/Maturity	CUSIP	Par	S&P Rating	Moody's Rating	Trade Date	Settle Date	Original Cost	YTM at Cost	Accrued Interest	Amortized Cost	Market Value
Federal Agency Bond / Note											
FFCB BONDS DTD 10/04/2007 4.500% 10/04/2010	31331X6M9	25,000,000.00	AAA	Aaa	03/26/08	03/27/08	26,177,250.00	2.56	365,625.00	25,083,893.00	25,187,500.00
FHLB GLOBAL BONDS DTD 04/14/2009 1.250% 10/14/2010	3133XTHN9	25,000,000.00	AAA	Aaa	04/30/09	05/01/09	25,071,500.00	1.05	92,881.94	25,010,034.75	25,054,687.50
FNMA GLOBAL BENCHMARK NOTES DTD 11/03/2000 6.625% 11/15/2010	31359MGJ6	25,000,000.00	AAA	Aaa	04/08/08	04/09/08	27,478,000.00	2.65	349,652.78	25,283,105.75	25,468,750.00
FFCB BONDS DTD 11/22/2000 6.700% 11/22/2010	31331H4M6	9,315,000.00	AAA	Aaa	04/08/08	04/09/08	10,248,340.46	2.71	119,620.13	9,428,065.75	9,501,300.00
FHLMC GLOBAL REFERENCE NOTES DTD 10/10/2008 2.875% 11/23/2010	3137EABV0	25,000,000.00	AAA	Aaa	10/27/08	10/28/08	24,897,000.00	3.08	135,763.89	24,984,103.00	25,216,150.00
FHLB TAP BONDS DTD 06/02/2008 3.500% 12/10/2010	3133XRFK1	5,200,000.00	AAA	Aaa	01/09/09	01/12/09	5,392,868.00	1.52	25,783.33	5,236,560.32	5,260,125.00
FHLB TAP BONDS DTD 05/05/2008 3.000% 12/10/2010	3133XR4S6	11,385,000.00	AAA	Aaa	01/09/09	01/12/09	11,713,514.18	1.46	48,386.25	11,447,248.51	11,498,850.00
FHLB BONDS (EX-CALLABLE) DTD 07/03/2003 3.150% 01/03/2011	31339XUJ1	8,485,000.00	AAA	Aaa	05/19/08	05/20/08	8,465,569.35	3.24	20,788.25	8,481,793.01	8,591,062.50
FFCB BONDS DTD 01/12/2009 1.600% 01/12/2011	31331GJY6	25,000,000.00	AAA	Aaa	01/08/09	01/12/09	25,049,500.00	1.50	21,111.11	25,011,193.00	25,156,250.00
FFCB BONDS DTD 01/12/2009 1.600% 01/12/2011	31331GJY6	25,000,000.00	AAA	Aaa	01/09/09	01/12/09	25,085,000.00	1.43	21,111.11	25,019,210.00	25,156,250.00
FFCB BONDS DTD 01/18/2008 3.500% 01/18/2011	31331YNJ5	10,000,000.00	AAA	Aaa	05/19/08	05/20/08	10,085,800.00	3.16	12,638.89	10,015,521.90	10,150,000.00
FHLMC GLOBAL REFERENCE NOTES DTD 12/16/2005 4.750% 01/18/2011	3134A4VJ0	10,000,000.00	AAA	Aaa	05/19/08	05/20/08	10,394,300.00	3.19	17,152.78	10,071,180.80	10,209,375.00
FHLMC GLOBAL REFERENCE NOTES DTD 12/16/2005 4.750% 01/18/2011	3134A4VJ0	20,000,000.00	AAA	Aaa	05/22/08	05/23/08	20,731,000.00	3.30	34,305.56	20,132,519.80	20,418,750.00
FHLB GLOBAL BONDS DTD 08/03/2009 0.950% 02/03/2011	3133XUHG1	25,000,000.00	AAA	Aaa	11/19/09	11/20/09	25,147,750.00	0.46	117,430.56	25,062,214.50	25,093,750.00



Managed Account Detail of Securities Held

For the Month Ending **July 31, 2010**

SAN BERNARDINO COUNTY - 76990800

Security Type/Description Dated Date/Coupon/Maturity	CUSIP	Par	S&P Rating	Moody's Rating	Trade Date	Settle Date	Original Cost	YTM at Cost	Accrued Interest	Amortized Cost	Market Value
Federal Agency Bond / Note											
FFCB DESIGNATED BONDS DTD 03/06/2006 4.875% 02/18/2011	31331VSK3	12,500,000.00	AAA	Aaa	02/03/10	02/04/10	13,078,673.75	0.40	275,911.46	12,805,100.13	12,808,593.75
FFCB DESIGNATED BONDS DTD 03/06/2006 4.875% 02/18/2011	31331VSK3	12,500,000.00	AAA	Aaa	02/03/10	02/04/10	13,078,673.75	0.40	275,911.46	12,805,100.13	12,808,593.75
FHLB TAP BONDS DTD 11/19/2009 0.375% 02/18/2011	3133XVU82	25,000,000.00	AAA	Aaa	11/20/09	11/23/09	24,975,000.00	0.46	42,447.92	24,988,910.75	25,007,812.50
FFCB BONDS DTD 03/03/2008 3.000% 03/03/2011	31331YWG1	50,000,000.00	AAA	Aaa	12/23/08	12/24/08	51,429,000.00	1.67	616,666.67	50,389,085.00	50,781,250.00
FHLMC FLOATING MTN DTD 03/09/2009 0.607% 03/09/2011	3128X8RC8	10,000,000.00	AAA	Aaa	04/07/09	04/08/09	10,011,900.00	1.29	8,939.19	10,004,816.90	10,011,870.00
FHLMC FLOATING MTN DTD 03/09/2009 0.607% 03/09/2011	3128X8RC8	10,000,000.00	AAA	Aaa	04/07/09	04/08/09	10,011,940.00	1.29	8,939.19	10,004,829.60	10,011,870.00
FHLMC FLOATING MTN DTD 03/09/2009 0.607% 03/09/2011	3128X8RC8	10,000,000.00	AAA	Aaa	04/07/09	04/08/09	10,011,943.13	1.29	8,939.19	10,004,830.50	10,011,870.00
FHLMC FLOATING MTN DTD 03/09/2009 0.607% 03/09/2011	3128X8RC8	25,000,000.00	AAA	Aaa	03/24/09	03/25/09	25,004,500.00	1.34	22,347.97	25,001,718.50	25,029,675.00
FHLMC FLOATING MTN DTD 03/09/2009 0.607% 03/09/2011	3128X8RC8	25,000,000.00	AAA	Aaa	03/26/09	03/27/09	25,005,000.00	1.34	22,347.97	25,002,201.75	25,029,675.00
FHLB TAP BONDS DTD 02/22/2008 3.250% 03/11/2011	3133XPWW0	25,000,000.00	AAA	Aaa	11/14/08	11/17/08	25,072,500.00	3.12	315,972.22	25,019,808.25	25,445,312.50
FHLB TAP BONDS DTD 02/08/2008 2.875% 03/11/2011	3133XPNY6	25,000,000.00	AAA	Aaa	12/03/09	12/04/09	25,732,550.00	0.56	279,513.89	25,353,284.00	25,382,812.50
FNMA GLOBAL BENCHMARK NOTES DTD 03/26/2001 5.500% 03/15/2011	31359MHK2	25,000,000.00	AAA	Aaa	11/12/08	11/13/08	26,510,650.00	2.81	519,444.44	25,411,422.75	25,804,687.50
FNMA GLOBAL NOTES DTD 02/27/2009 1.750% 03/23/2011	31398AVO2	25,000,000.00	AAA	Aaa	12/10/09	12/11/09	25,376,250.00	0.57	155,555.56	25,189,279.25	25,226,562.50
FHLB GLOBAL BONDS DTD 09/10/2009 0.750% 03/25/2011	3133XUSX2	25,000,000.00	AAA	Aaa	12/03/09	12/04/09	25,063,500.00	0.55	65,625.00	25,031,613.50	25,078,125.00



Managed Account Detail of Securities Held

For the Month Ending July 31, 2010

SAN BERNARDINO COUNTY - 76990800

Security Type/Description Dated Date/Coupon/Maturity	CUSIP	Par	S&P Rating	Moody's Rating	Trade Date	Settle Date	Original Cost	YTM at Cost	Accrued Interest	Amortized Cost	Market Value
Federal Agency Bond / Note											
FFCB BONDS DTD 04/07/2004 3.750% 04/07/2011	31331TZN4	12,150,000.00	AAA	Aaa	03/11/08	03/28/08	12,428,235.00	2.95	144,281.25	12,214,964.84	12,430,968.75
FHLMC GLOBAL REFERENCE NOTES DTD 03/09/2006 5.125% 04/18/2011	3137EAAB5	12,000,000.00	AAA	Aaa	03/12/08	03/13/08	12,773,400.00	2.93	175,958.33	12,184,352.04	12,408,750.00
FHLMC GLOBAL REFERENCE NOTES DTD 03/09/2006 5.125% 04/18/2011	3137EAAB5	25,000,000.00	AAA	Aaa	03/11/08	03/12/08	26,612,500.00	2.93	366,579.86	25,384,040.00	25,851,562.50
FHLMC GLOBAL REFERENCE NOTES DTD 03/09/2006 5.125% 04/18/2011	3137EAAB5	25,000,000.00	AAA	Aaa	10/22/08	10/23/08	26,030,000.00	3.38	366,579.86	25,304,218.50	25,851,562.50
FFCB BONDS DTD 04/21/2008 2.625% 04/21/2011	31331YG46	25,000,000.00	AAA	Aaa	11/06/08	11/07/08	24,738,000.00	3.07	182,291.67	24,921,058.25	25,406,250.00
FFCB BONDS DTD 04/21/2008 2.625% 04/21/2011	31331YG46	50,000,000.00	AAA	Aaa	10/21/08	10/22/08	48,936,500.00	3.52	364,583.33	49,683,313.00	50,812,500.00
FNMA GLOBAL BENCHMARK NOTES DTD 05/25/2001 6.000% 05/15/2011	31359MJH7	50,000,000.00	AAA	Aaa	11/18/08	11/19/08	53,313,500.00	3.21	633,333.33	51,077,580.00	52,234,375.00
FFCB FLOATING BONDS DTD 05/18/2009 0.431% 05/18/2011	31331GWG0	25,000,000.00	AAA	Aaa	05/20/09	05/21/09	25,000,500.00	0.42	3,887.63	25,000,500.00	25,030,100.00
FHLB GLOBAL BONDS (CALLABLE) DTD 05/19/2010 0.700% 06/03/2011	3133XYFL4	25,000,000.00	AAA	Aaa	05/04/10	05/19/10	24,997,500.00	0.71	35,000.00	24,997,982.50	25,000,000.00
FHLB BONDS DTD 05/24/2010 0.580% 06/10/2011	3133XYNZ4	15,000,000.00	AAA	Aaa	06/02/10	06/03/10	14,998,950.00	0.59	16,191.67	14,999,117.10	15,032,812.50
FHLB BONDS DTD 05/24/2010 0.580% 06/10/2011	3133XYNZ4	15,000,000.00	AAA	Aaa	06/02/10	06/03/10	14,998,950.00	0.59	16,191.67	14,999,117.10	15,032,812.50
FHLB TAP BONDS DTD 05/24/2005 4.250% 06/10/2011	3133XBYA7	25,000,000.00	AAA	Aaa	07/23/08	07/24/08	25,158,250.00	4.01	150,520.83	25,049,352.75	25,796,875.00
FHLB GLOBAL BONDS DTD 05/27/2008 3.375% 06/24/2011	3133XRCW8	30,295,000.00	AAA	Aaa	05/18/10	05/19/10	31,220,512.25	0.58	105,085.78	31,052,242.61	31,071,309.38
FHLB GLOBAL BONDS DTD 06/12/2009 1.625% 07/27/2011	3133XTXH4	11,100,000.00	AAA	Aaa	06/02/10	06/03/10	11,229,392.70	0.61	2,004.17	11,211,342.32	11,238,750.00



Managed Account Detail of Securities Held

For the Month Ending **July 31, 2010**

SAN BERNARDINO COUNTY - 76990800

Security Type/Description Dated Date/Coupon/Maturity	CUSIP	Par	S&P Rating	Moody's Rating	Trade Date	Settle Date	Original Cost	YTM at Cost	Accrued Interest	Amortized Cost	Market Value
Federal Agency Bond / Note											
FFCB BONDS DTD 06/25/2008 3.875% 08/25/2011	31331YZ86	25,000,000.00	AAA	Aaa	11/05/08	11/06/08	25,518,000.00	3.10	419,791.67	25,202,677.25	25,921,875.00
FFCB BONDS DTD 06/25/2008 3.875% 08/25/2011	31331YZ86	50,000,000.00	AAA	Aaa	11/04/08	11/05/08	50,894,000.00	3.20	839,583.33	50,349,883.50	51,843,750.00
FNMA NOTES (CALLABLE) DTD 09/28/2009 1.250% 09/28/2011	31398AZH8	25,000,000.00	AAA	Aaa	11/24/09	11/25/09	25,106,250.00	1.02	106,770.83	25,020,024.75	25,023,437.50
FHLMC (FLOATING) MTN DTD 04/26/2010 0.329% 10/26/2011	3134G1BL7	20,800,000.00	AAA	Aaa	05/06/10	05/07/10	20,795,840.00	0.28	1,139.67	20,795,840.00	20,791,763.20
FFCB BONDS (FLOATING) DTD 11/02/2009 0.328% 11/02/2011	31331G2M0	25,000,000.00	AAA	Aaa	11/06/09	11/09/09	25,000,000.00	0.22	6,842.50	25,000,000.00	25,002,875.00
FHLMC GLOBAL NOTES (CALLABLE) DTD 11/10/2009 1.200% 11/10/2011	3128X9KQ2	25,000,000.00	AAA	Aaa	10/29/09	11/10/09	24,975,000.00	1.25	67,500.00	24,983,995.25	25,045,875.00
FHLMC GLOBAL NOTES (CALLABLE) DTD 11/10/2009 1.200% 11/10/2011	3128X9KO2	25,000,000.00	AAA	Aaa	10/29/09	11/10/09	24,975,000.00	1.25	67,500.00	24,983,995.25	25,045,875.00
FHLB GLOBAL NOTES (CALLABLE) DTD 12/09/2009 1.050% 12/09/2011	3133XVWS6	25,000,000.00	AAA	Aaa	11/30/09	12/09/09	24,987,500.00	1.08	37,916.67	24,991,500.25	25,015,625.00
FFCB BONDS (CALLABLE) DTD 12/23/2009 1.050% 12/23/2011	31331G6O7	25,000,000.00	AAA	Aaa	12/18/09	12/23/09	25,000,000.00	1.05	27,708.33	25,000,000.00	25,078,125.00
FFCB BONDS DTD 01/12/2010 1.100% 01/12/2012	31331JBL6	25,000,000.00	AAA	Aaa	02/18/10	02/19/10	25,065,000.00	0.96	14,513.89	25,049,726.75	25,226,562.50
FHLMC GLOBAL NOTES (CALLABLE) DTD 01/25/2010 1.375% 01/25/2012	3128X9TM2	25,000,000.00	AAA	Aaa	01/05/10	01/25/10	25,000,000.00	1.38	5,729.17	25,000,000.00	25,108,675.00
FHLB BONDS (CALLABLE) DTD 01/25/2010 1.125% 01/25/2012	3133XWPU7	25,000,000.00	AAA	Aaa	01/22/10	01/25/10	24,997,500.00	1.13	4,687.50	24,998,140.50	25,093,750.00
FFCB BONDS (CALLABLE) DTD 02/09/2010 1.040% 02/09/2012	31331JDM2	25,000,000.00	AAA	Aaa	02/05/10	02/09/10	24,992,500.00	1.06	124,222.22	24,994,277.50	25,101,562.50
FHLB BONDS DTD 12/24/2009 1.050% 02/24/2012	3133XWFP9	25,000,000.00	AAA	Aaa	12/29/09	12/30/09	24,854,250.00	1.33	114,479.17	24,893,525.50	25,203,125.00



Managed Account Detail of Securities Held

For the Month Ending **July 31, 2010**

SAN BERNARDINO COUNTY - 76990800

Security Type/Description Dated Date/Coupon/Maturity	CUSIP	Par	S&P Rating	Moody's Rating	Trade Date	Settle Date	Original Cost	YTM at Cost	Accrued Interest	Amortized Cost	Market Value
Federal Agency Bond / Note											
FHLB GLOBAL BONDS DTD 03/19/2010 1.125% 05/18/2012	3133XXPV3	25,000,000.00	AAA	Aaa	05/11/10	05/12/10	25,035,750.00	1.05	57,031.25	25,031,886.75	25,226,562.50
FNMA NOTES (CALLABLE) DTD 05/25/2010 1.300% 05/25/2012	31398AS37	25,000,000.00	AAA	Aaa	05/10/10	05/25/10	25,016,250.00	1.27	59,583.33	25,013,280.00	25,156,250.00
FNMA NOTES (CALLABLE) DTD 05/25/2010 1.400% 05/25/2012	31398AS78	25,000,000.00	AAA	Aaa	05/13/10	05/25/10	25,012,500.00	1.37	64,166.67	25,003,333.25	25,015,625.00
FNMA NOTES (CALLABLE) DTD 05/25/2010 1.300% 05/25/2012	31398AS37	25,000,000.00	AAA	Aaa	05/27/10	05/28/10	25,022,500.00	1.25	59,583.33	25,018,542.75	25,156,250.00
FHLMC GLOBAL NOTES (CALLABLE) DTD 06/15/2010 1.400% 06/15/2012	3134G1EY6	18,260,000.00	AAA	Aaa	05/26/10	06/15/10	18,260,000.00	1.40	32,665.11	18,260,000.00	18,275,721.86
FHLMC GLOBAL NOTES DTD 05/21/2009 1.750% 06/15/2012	3137EACC1	25,000,000.00	AAA	Aaa	05/11/10	05/12/10	25,329,750.00	1.11	55,902.78	25,295,552.50	25,515,625.00
FHLMC NOTES (CALLABLE) DTD 07/26/2010 1.000% 07/26/2012	3134G1LT9	15,000,000.00	AAA	Aaa	07/06/10	07/26/10	15,000,000.00	1.00	2,083.33	15,000,000.00	15,016,635.00
FHLMC NOTES (CALLABLE) DTD 07/26/2010 1.000% 07/26/2012	3134G1LT9	15,000,000.00	AAA	Aaa	07/06/10	07/26/10	15,000,000.00	1.00	2,083.33	15,000,000.00	15,016,635.00
FHLMC NOTES (CALLABLE) DTD 07/26/2010 1.000% 07/26/2012	3134G1LT9	20,000,000.00	AAA	Aaa	07/06/10	07/26/10	20,000,000.00	1.00	2,777.78	20,000,000.00	20,022,180.00
FHLB BONDS (CALLABLE) DTD 02/03/2010 1.450% 08/03/2012	3133XWR76	25,000,000.00	AAA	Aaa	01/28/10	02/03/10	24,995,000.00	1.46	179,236.11	24,995,974.50	25,132,812.50
FHLB GLOBAL BONDS DTD 07/23/2009 1.750% 08/22/2012	3133XUE41	50,000,000.00	AAA	Aaa	07/31/09	08/03/09	49,767,500.00	1.91	386,458.33	49,841,664.00	51,062,500.00
FHLMC GLOBAL REFERENCE NOTES DTD 08/06/2009 2.125% 09/21/2012	3137EACE7	25,000,000.00	AAA	Aaa	12/22/09	12/23/09	25,393,000.00	1.54	191,840.28	25,307,844.75	25,734,375.00
FHLB STEP CPN BONDS (CALLABLE) DTD 09/30/2009 1.500% 09/25/2012	3133XUZU0	50,000,000.00	AAA	Aaa	09/29/09	09/30/09	50,050,000.00	2.26	262,500.00	50,000,000.00	50,078,125.00
FHLB BONDS DTD 11/04/2009 1.750% 12/14/2012	3133XVNT4	25,000,000.00	AAA	Aaa	12/01/09	12/02/09	25,216,250.00	1.46	57,118.06	25,169,956.50	25,539,062.50



Managed Account Detail of Securities Held

For the Month Ending **July 31, 2010**

SAN BERNARDINO COUNTY - 76990800

Security Type/Description Dated Date/Coupon/Maturity	CUSIP	Par	S&P Rating	Moody's Rating	Trade Date	Settle Date	Original Cost	YTM at Cost	Accrued Interest	Amortized Cost	Market Value
Federal Agency Bond / Note											
FHLB BONDS DTD 11/04/2009 1.750% 12/14/2012	3133XVNT4	25,000,000.00	AAA	Aaa	12/04/09	12/07/09	25,039,500.00	1.70	57,118.06	25,031,466.25	25,539,062.50
FHLMC GLOBAL NOTES (CALLABLE) DTD 12/17/2009 1.700% 12/17/2012	3128X9PN4	25,000,000.00	AAA	Aaa	12/02/09	12/17/09	25,016,250.00	1.68	51,944.44	25,006,163.75	25,099,600.00
FHLMC GLOBAL NOTES (CALLABLE) DTD 12/17/2009 1.700% 12/17/2012	3128X9PN4	50,000,000.00	AAA	Aaa	12/04/09	12/17/09	49,815,000.00	1.83	103,888.89	49,852,570.50	50,199,200.00
FFCB BONDS DTD 12/24/2009 1.625% 12/24/2012	31331JAB9	25,000,000.00	AAA	Aaa	12/21/09	12/24/09	24,930,000.00	1.72	41,753.47	24,943,785.50	25,460,937.50
FNMA GLOBAL NOTES (CALLABLE) DTD 12/28/2009 1.750% 12/28/2012	31398AB76	25,000,000.00	AAA	Aaa	12/15/09	12/28/09	24,890,000.00	1.90	40,104.17	24,911,215.75	25,117,187.50
FNMA GLOBAL NOTES (CALLABLE) DTD 12/28/2009 1.750% 12/28/2012	31398AB76	25,000,000.00	AAA	Aaa	02/10/10	02/11/10	24,981,250.00	1.78	40,104.17	24,984,408.25	25,117,187.50
FFCB BONDS (CALLABLE) DTD 02/19/2010 1.670% 02/19/2013	31331JEK5	25,000,000.00	AAA	Aaa	02/19/10	02/22/10	24,887,500.00	1.83	187,875.00	24,903,745.50	25,281,250.00
FFCB BONDS DTD 01/15/2010 1.750% 02/21/2013	31331JBV4	25,000,000.00	AAA	Aaa	02/11/10	02/12/10	25,035,250.00	1.70	194,444.44	25,029,869.50	25,476,562.50
FNMA GLOBAL NOTES (CALLABLE) DTD 03/15/2010 1.800% 03/15/2013	31398AH70	50,000,000.00	AAA	Aaa	03/05/10	03/15/10	49,925,000.00	1.85	340,000.00	49,934,228.00	50,343,750.00
FFCB BONDS DTD 04/15/2010 1.875% 04/15/2013	31331JKS1	25,000,000.00	AAA	Aaa	04/19/10	04/20/10	25,118,100.00	1.71	138,020.83	25,107,252.25	25,625,000.00
FNMA GLOBAL NOTES (CALLABLE) DTD 05/10/2010 2.000% 05/10/2013	31398AO96	50,000,000.00	AAA	Aaa	04/28/10	05/10/10	49,975,000.00	2.02	225,000.00	49,976,828.50	50,187,500.00
FHLMC NOTES (CALLABLE) DTD 07/26/2010 1.400% 07/26/2013	3134G1ML5	10,000,000.00	AAA	Aaa	07/12/10	07/26/10	10,000,000.00	1.40	1,944.44	10,000,000.00	10,033,940.00
FHLMC NOTES (CALLABLE) DTD 07/26/2010 1.400% 07/26/2013	3134G1ML5	10,000,000.00	AAA	Aaa	07/12/10	07/26/10	10,000,000.00	1.40	1,944.44	10,000,000.00	10,033,940.00
FHLMC NOTES (CALLABLE) DTD 07/26/2010 1.400% 07/26/2013	3134G1ML5	10,000,000.00	AAA	Aaa	07/12/10	07/26/10	10,000,000.00	1.40	1,944.44	10,000,000.00	10,033,940.00



Managed Account Detail of Securities Held

For the Month Ending **July 31, 2010**

SAN BERNARDINO COUNTY - 76990800

Security Type/Description Dated Date/Coupon/Maturity	CUSIP	Par	S&P Rating	Moody's Rating	Trade Date	Settle Date	Original Cost	YTM at Cost	Accrued Interest	Amortized Cost	Market Value
Federal Agency Bond / Note											
FNMA NOTES (CALLABLE) DTD 07/29/2010 1.250% 07/29/2013	31398AZ47	3,175,000.00	AAA	Aaa	07/30/10	08/02/10	3,175,000.00	1.25	330.73	3,175,000.00	3,186,906.25
FNMA NOTES (CALLABLE) DTD 07/29/2010 1.250% 07/29/2013	31398AZ47	25,000,000.00	AAA	Aaa	07/21/10	07/29/10	24,984,750.00	1.27	1,736.11	24,984,777.75	25,093,750.00
FNMA NOTES (CALLABLE) DTD 07/29/2010 1.250% 07/29/2013	31398AZ47	50,000,000.00	AAA	Aaa	07/21/10	07/29/10	49,969,500.00	1.27	3,472.22	49,969,555.50	50,187,500.00
FNMA NOTES (CALLABLE) DTD 08/16/2010 1.350% 08/16/2013	31398A2H4	20,895,000.00	AAA	Aaa	07/30/10	08/16/10	20,895,000.00	1.35	0.00	20,895,000.00	20,927,648.44

Security Type Sub-Total **2,377,615,000.00** **2,406,437,364.37** **1.77** **15,614,139.25** **2,384,214,594.34** **2,403,312,436.63**

Commercial Paper											
BNP PARIBAS FINANCE INC COMM PAPER -- 0.000% 08/02/2010	0556N1H22	25,000,000.00	A-1+	P-1	07/08/10	07/08/10	24,995,312.50	0.27	0.00	24,999,812.50	24,999,575.00
BNP PARIBAS FINANCE INC COMM PAPER -- 0.000% 08/02/2010	0556N1H22	50,000,000.00	A-1+	P-1	07/27/10	07/27/10	49,998,333.33	0.20	0.00	49,999,722.00	49,999,150.00
SOCIETE GENERALE NA COMM PAPER -- 0.000% 08/02/2010	83365SH22	50,000,000.00	A-1	P-1	07/30/10	07/30/10	49,999,083.33	0.22	0.00	49,999,694.50	49,999,083.33
SOCIETE GENERALE NA COMM PAPER -- 0.000% 08/02/2010	83365SH22	50,000,000.00	A-1	P-1	07/30/10	07/30/10	49,999,083.33	0.22	0.00	49,999,694.50	49,999,083.33
CREDIT AGRICOLE NA COMM PAPER -- 0.000% 08/02/2010	22532CH23	50,000,000.00	A-1+	P-1	07/30/10	07/30/10	49,999,125.00	0.21	0.00	49,999,708.50	49,999,125.00
CREDIT AGRICOLE NA COMM PAPER -- 0.000% 08/02/2010	22532CH23	50,000,000.00	A-1+	P-1	07/30/10	07/30/10	49,999,125.00	0.21	0.00	49,999,708.50	49,999,125.00
BNP PARIBAS FINANCE INC COMM PAPER -- 0.000% 10/01/2010	0556N1K10	25,000,000.00	A-1+	P-1	06/29/10	07/01/10	24,961,666.67	0.60	0.00	24,974,583.25	24,984,475.00
SVENSKA HANDELSBANKEN INC COMM PAPER -- 0.000% 10/08/2010	86958UK86	25,000,000.00	A-1+	P-1	07/07/10	07/07/10	24,974,812.50	0.39	0.00	24,981,583.25	24,982,150.00

Security Type Sub-Total **325,000,000.00** **324,926,541.66** **0.26** **0.00** **324,954,507.00** **324,961,766.66**



Managed Account Detail of Securities Held

For the Month Ending **July 31, 2010**

SAN BERNARDINO COUNTY - 76990800

Security Type/Description Dated Date/Coupon/Maturity	CUSIP	Par	S&P Rating	Moody's Rating	Trade Date	Settle Date	Original Cost	YTM at Cost	Accrued Interest	Amortized Cost	Market Value
Certificate of Deposit											
NORDEA BANK FINLAND NY CERT DEPOS DTD 07/29/2010 0.210% 08/11/2010	6555605N9	40,000,000.00	A-1+	P-1	07/29/10	07/29/10	40,000,000.00	0.21	700.00	40,000,000.00	39,999,382.00
BNP PARIBAS SF CERT DEPOS DTD 07/13/2010 0.300% 08/12/2010	0556602Y2	20,000,000.00	A-1+	P-1	07/13/10	07/13/10	20,000,000.00	0.30	3,166.67	20,000,000.00	20,000,256.00
BNP PARIBAS SF CERT DEPOS DTD 06/23/2010 0.580% 09/22/2010	0556602P1	20,000,000.00	A-1+	P-1	06/23/10	06/23/10	20,000,000.00	0.58	12,566.67	20,000,000.00	20,006,782.00
RABOBANK NEDERLAND NV NY CERT DEPOS DTD 05/19/2010 0.540% 11/12/2010	74977MFL4	25,000,000.00	A-1+	P-1	05/18/10	05/19/10	25,000,000.00	0.54	27,750.00	25,000,000.00	25,004,942.50
TORONTO DOMINION BANK NY CERT DEPOS DTD 06/10/2010 0.590% 12/06/2010	89112YEP4	25,000,000.00	A-1+	P-1	06/09/10	06/10/10	25,000,000.00	0.59	21,305.56	25,000,000.00	25,007,025.00
Security Type Sub-Total		130,000,000.00					130,000,000.00	0.42	65,488.90	130,000,000.00	130,018,387.50
Managed Account Sub-Total		3,771,306,000.00					3,807,011,187.34	1.30	18,392,851.59	3,780,998,376.89	3,802,708,396.98
Securities Sub-Total		\$3,771,306,000.00					\$3,807,011,187.34	1.30%	\$18,392,851.59	\$3,780,998,376.89	\$3,802,708,396.98
Accrued Interest											\$18,392,851.59
Total Investments											\$3,821,101,248.57

Bolded items are forward settling trades.



Managed Account Fair Market Value & Analytics

For the Month Ending **July 31, 2010**

SAN BERNARDINO COUNTY - 76990800

Security Type/Description	CUSIP	Par	Broker	Next Call Date	Market Price	Market Value	Unreal G/L On Cost	Unreal G/L Amort Cost	Duration to Worst	YTM at Mkt
U.S. Treasury Bond / Note										
US TREASURY NOTES DTD 08/31/2008 2.375% 08/31/2010	912828JJ0	25,000,000.00	DEUTSCHE		100.17	25,042,000.00	(461,906.25)	4,971.00	0.08	0.38
US TREASURY NOTES DTD 08/31/2008 2.375% 08/31/2010	912828JJ0	50,000,000.00	BK AMER		100.17	50,084,000.00	(693,343.75)	(3,923.00)	0.08	0.38
US TREASURY NOTES DTD 10/31/2008 1.500% 10/31/2010	912828JP6	25,000,000.00	DEUTSCHE		100.32	25,079,101.58	(179,687.47)	27,983.58	0.25	0.23
US TREASURY NOTES DTD 11/30/2008 1.250% 11/30/2010	912828JS0	25,000,000.00	UBS PW		100.34	25,085,950.00	(73,229.68)	46,013.00	0.33	0.22
US TREASURY NOTES DTD 12/31/2008 0.875% 12/31/2010	912828JV3	25,000,000.00	JPMCHASE		100.27	25,067,375.00	(44,929.69)	27,041.50	0.42	0.23
US TREASURY NOTES DTD 12/31/2008 0.875% 12/31/2010	912828JV3	25,000,000.00	BK AMER		100.27	25,067,375.00	(60,554.69)	20,109.25	0.42	0.23
US TREASURY NOTES DTD 01/31/2009 0.875% 01/31/2011	912828JY7	25,000,000.00	DEUTSCHE		100.32	25,080,075.00	(50,784.38)	15,468.25	0.50	0.23
US TREASURY NOTES DTD 01/31/2009 0.875% 01/31/2011	912828JY7	25,000,000.00	MIZUHO		100.32	25,080,075.00	(35,159.38)	15,995.75	0.50	0.23
US TREASURY NOTES DTD 02/15/2001 5.000% 02/15/2011	9128276T4	20,000,000.00	CSFB		102.55	20,510,940.00	(479,685.00)	38,034.20	0.53	0.27
US TREASURY NOTES DTD 02/28/2009 0.875% 02/28/2011	912828KE9	25,000,000.00	DEUTSCHE		100.37	25,092,773.45	(25,390.61)	36,778.95	0.58	0.24
US TREASURY NOTES DTD 02/28/2009 0.875% 02/28/2011	912828KE9	25,000,000.00	DEUTSCHE		100.37	25,092,773.45	(35,156.24)	20,323.70	0.58	0.24
US TREASURY NOTES DTD 03/31/2006 4.750% 03/31/2011	912828FA3	25,000,000.00	UBS AG		102.97	25,742,200.00	(541,003.13)	38,087.00	0.65	0.29
US TREASURY NOTES DTD 04/30/2009 0.875% 04/30/2011	912828KL3	50,000,000.00	UBS AG		100.44	50,220,703.15	44,921.90	123,465.15	0.75	0.29
US TREASURY NOTES DTD 05/31/2009 0.875% 05/31/2011	912828KU3	25,000,000.00	GOLDMAN		100.48	25,119,150.00	14,657.82	38,304.50	0.83	0.30
US TREASURY NOTES DTD 07/31/2006 4.875% 07/31/2011	912828FN5	25,000,000.00	CSFB		104.49	26,123,050.00	(783,200.00)	176,561.50	0.99	0.37



Managed Account Fair Market Value & Analytics

For the Month Ending **July 31, 2010**

SAN BERNARDINO COUNTY - 76990800

Security Type/Description	Dated Date/Coupon/Maturity	CUSIP	Par	Broker	Next Call Date	Market Price	Market Value	Unreal G/L On Cost	Unreal G/L Amort Cost	Duration to Worst	YTM at Mkt
U.S. Treasury Bond / Note											
US TREASURY NOTES		912828KP4	5,000,000.00	DEUTSCHE		101.55	5,077,540.00	128,711.88	109,005.50	1.77	0.50
DTD 05/15/2009 1.375% 05/15/2012											
US TREASURY NOTES		912828KP4	10,000,000.00	CITIGRP		101.55	10,155,080.00	316,798.75	254,733.10	1.77	0.50
DTD 05/15/2009 1.375% 05/15/2012											
US TREASURY NOTES		912828KP4	10,000,000.00	CSFB		101.55	10,155,080.00	302,736.25	246,122.90	1.77	0.50
DTD 05/15/2009 1.375% 05/15/2012											
US TREASURY NOTES		912828KP4	25,000,000.00	DEUTSCHE		101.55	25,387,700.00	298,832.82	312,012.25	1.77	0.50
DTD 05/15/2009 1.375% 05/15/2012											

Security Type Sub-Total **470,000,000.00** **474,262,941.63** **(2,357,370.85)** **1,547,088.08** **0.63** **0.31**

U.S. Government Supported Corporate Debt											
GENERAL ELEC CAP CORP (FDIC) GLOBAL FRN		36967HAM9	22,100,000.00	MORGANST		100.28	22,160,885.50	16,486.60	24,885.04	0.62	0.16
DTD 03/12/2009 0.617% 03/11/2011											
GOLDMAN SACHS GROUP INC (FDIC) GL NOTES		38146FAF8	25,000,000.00	CITIGRP		101.19	25,296,400.00	364,900.00	323,306.75	0.95	0.38
DTD 01/21/2009 1.625% 07/15/2011											
GOLDMAN SACHS GROUP INC (FDIC) GL NOTES		38146FAF8	25,000,000.00	GOLDMAN		101.19	25,296,400.00	145,900.00	222,152.25	0.95	0.38
DTD 01/21/2009 1.625% 07/15/2011											
GENERAL ELEC CAP CORP (FDIC) GLOBAL NOTE		36967HAN7	25,000,000.00	DEUTSCHE		102.59	25,647,525.00	89,775.00	194,054.00	1.58	0.63
DTD 03/12/2009 2.250% 03/12/2012											
CITIGROUP FUNDING INC (FDIC) GLOBAL NOTE		17314AAF9	25,000,000.00	CSFB		102.11	25,526,925.00	79,552.75	161,593.75	1.63	0.73
DTD 03/30/2009 2.000% 03/30/2012											

Security Type Sub-Total **122,100,000.00** **123,928,135.50** **696,614.35** **925,991.79** **1.16** **0.47**

Repurchase Agreement



Managed Account Fair Market Value & Analytics

For the Month Ending **July 31, 2010**

SAN BERNARDINO COUNTY - 76990800

Security Type/Description	Dated Date/Coupon/Maturity	CUSIP	Par	Broker	Next Call Date	Market Price	Market Value	Unreal G/L On Cost	Unreal G/L Amort Cost	Duration to Worst	YTM at Mkt
Repurchase Agreement											
GOLDMAN SACHS GROUP INC REPO AGRMT DTD 07/30/2010 0.180% 08/02/2010		RE0789009	83,000,000.00	GOLDMAN		100.00	82,999,677.13	(322.87)	(322.87)	0.01	0.25
Security Type Sub-Total			83,000,000.00				82,999,677.13	(322.87)	(322.87)	0.01	0.25
Money Market Fund											
FEDERATED PRIME OBLIGATION MUTUAL		60934N203	1,000,000.00			1.00	1,000,000.00	0.00	0.00	0.00	0.11
FEDERATED GOVT OBLIGATIONS FUND		60934N104	1,000,000.00			1.00	1,000,000.00	0.00	0.00	0.00	0.11
GOLDMAN FS GOVERNMENT MM FUND		38141W273	20,000,000.00			1.00	20,000,000.00	0.00	0.00	0.00	0.11
Security Type Sub-Total			22,000,000.00				22,000,000.00	0.00	0.00	0.00	0.11
Federal Agency Discount Note											
FHLMC DISC NOTE -- 0.000% 09/21/2010		313397G62	25,000,000.00	JPMCHASE		99.97	24,993,330.50	30,483.28	2,184.75	0.14	0.18
FNMA DISC NOTE -- 0.000% 10/01/2010		313589H89	41,591,000.00	DAINRAUS		99.97	41,577,297.43	97,495.59	10,963.39	0.17	0.19
FHLMC DISC NOTE -- 0.000% 11/18/2010		313397P88	50,000,000.00	DEUTSCHE		99.93	49,966,056.50	80,778.72	8,445.50	0.30	0.22
FNMA DISC NOTE -- 0.000% 02/14/2011		313588BW4	25,000,000.00	CSFB		99.85	24,961,300.25	50,973.86	11,918.25	0.54	0.28
FNMA DISC NOTE -- 0.000% 02/17/2011		313588BZ7	25,000,000.00	DAINRAUS		99.84	24,960,394.50	50,838.94	11,783.50	0.55	0.28
FHLB DISC NOTE -- 0.000% 05/25/2011		313384GA1	25,000,000.00	CSFB		99.71	24,927,649.25	54,385.36	30,774.25	0.82	0.35
FHLB DISC NOTE -- 0.000% 05/25/2011		313384GA1	25,000,000.00	MIZUHO		99.71	24,927,649.25	54,385.36	30,774.25	0.82	0.35
FNMA DISC NOTE -- 0.000% 07/11/2011		313588HZ1	25,000,000.00	MIZUHO		99.65	24,911,374.25	10,263.14	6,929.75	0.94	0.37
Security Type Sub-Total			241,591,000.00				241,225,051.93	429,604.25	113,773.64	0.49	0.27



Managed Account Fair Market Value & Analytics

For the Month Ending **July 31, 2010**

SAN BERNARDINO COUNTY - 76990800

Security Type/Description Dated Date/Coupon/Maturity	CUSIP	Par	Broker	Next Call Date	Market Price	Market Value	Unreal G/L On Cost	Unreal G/L Amort Cost	Duration to Worst	YTM at Mkt
Federal Agency Bond / Note										
FNMA NOTES (EX-CALLABLE) DTD 08/02/2005 4.750% 08/02/2010	3136F7GP6	7,575,000.00	GILFORD		100.00	7,575,000.00	(282,093.00)	(362.54)	0.01	2.32
FHLMC GLOBAL NOTES (EX-CALLABLE) DTD 08/04/2005 4.790% 08/04/2010	3128X4GL9	15,000,000.00	GILFORD		100.03	15,003,840.00	(710,010.00)	1,190.10	0.01	1.26
FHLB BONDS DTD 08/06/2003 4.550% 08/06/2010	3133X0KH1	11,000,000.00	MIZUHO		100.06	11,006,875.00	(322,905.00)	4,806.89	0.02	0.04
FHLB TAP BONDS DTD 08/16/2000 6.875% 08/13/2010	3133MBZE0	13,980,000.00	CITIGRP		100.22	14,010,581.25	(1,172,537.55)	12,683.91	0.04	0.28
FHLB TAP BONDS DTD 07/24/2003 4.125% 08/13/2010	3133X06O7	17,000,000.00	GILFORD		100.13	17,021,250.00	(396,610.00)	14,887.41	0.04	0.34
FHLB TAP BONDS DTD 08/22/2002 4.750% 08/13/2010	3133MRCM2	25,000,000.00	CITIGRP		100.13	25,031,250.00	(498,000.00)	22,722.75	0.04	0.90
FHLMC GLOBAL NOTES DTD 03/10/2009 1.450% 09/10/2010	3128X8OT2	10,000,000.00	LOOP CAP		100.13	10,013,390.00	(66,410.00)	6,643.30	0.11	0.21
FHLMC GLOBAL NOTES DTD 03/10/2009 1.450% 09/10/2010	3128X8OT2	10,000,000.00	GILFORD		100.13	10,013,390.00	(66,620.00)	6,625.70	0.11	0.21
FHLB TAP BONDS DTD 07/09/2008 3.375% 09/10/2010	3133XRT83	25,000,000.00	UBS PW		100.34	25,085,937.50	40,437.50	83,434.75	0.11	0.19
FFCB BONDS DTD 06/13/2007 5.250% 09/13/2010	31331XE40	25,000,000.00	BARCLAYS		100.56	25,140,625.00	(1,392,625.00)	24,454.00	0.12	0.41
FNMA GLOBAL BENCHMARK NOTES DTD 09/13/2007 4.375% 09/13/2010	31398AGU0	25,000,000.00	MIZUHO		100.47	25,117,187.50	(1,035,812.50)	29,467.50	0.12	0.34
FHLMC GLOBAL REFERENCE NOTES DTD 09/22/2000 6.875% 09/15/2010	3134A35H5	25,000,000.00	CITIGRP		100.81	25,203,125.00	(1,495,375.00)	85,989.25	0.13	0.21
FNMA NOTES DTD 03/16/2009 1.500% 09/16/2010	3136FHFE0	25,000,000.00	JPMCHASE		100.16	25,039,062.50	(25,187.50)	33,462.50	0.13	0.24
FHLB BONDS DTD 04/01/2009 1.450% 09/30/2010	3133XTCW4	25,000,000.00	UBS PW		100.22	25,054,687.50	(65,312.50)	40,916.00	0.17	0.14
FFCB BONDS DTD 10/04/2007 4.500% 10/04/2010	31331X6M9	25,000,000.00	MIZUHO		100.75	25,187,500.00	(989,750.00)	103,607.00	0.18	0.21



Managed Account Fair Market Value & Analytics

For the Month Ending **July 31, 2010**

SAN BERNARDINO COUNTY - 76990800

Security Type/Description	CUSIP	Par	Broker	Next Call Date	Market Price	Market Value	Unreal G/L On Cost	Unreal G/L Amort Cost	Duration to Worst	YTM at Mkt
Federal Agency Bond / Note										
FHLB GLOBAL BONDS DTD 04/14/2009 1.250% 10/14/2010	3133XTHN9	25,000,000.00	CSFB		100.22	25,054,687.50	(16,812.50)	44,652.75	0.21	0.17
FNMA GLOBAL BENCHMARK NOTES DTD 11/03/2000 6.625% 11/15/2010	31359MGJ6	25,000,000.00	UBS AG		101.88	25,468,750.00	(2,009,250.00)	185,644.25	0.29	0.13
FFCB BONDS DTD 11/22/2000 6.700% 11/22/2010	31331H4M6	9,315,000.00	1ST TENN		102.00	9,501,300.00	(747,040.46)	73,234.25	0.31	0.20
FHLMC GLOBAL REFERENCE NOTES DTD 10/10/2008 2.875% 11/23/2010	3137EABV0	25,000,000.00	UBS PW		100.86	25,216,150.00	319,150.00	232,047.00	0.31	0.09
FHLB TAP BONDS DTD 06/02/2008 3.500% 12/10/2010	3133XRFK1	5,200,000.00	LOOP CAP		101.16	5,260,125.00	(132,743.00)	23,564.68	0.36	0.27
FHLB TAP BONDS DTD 05/05/2008 3.000% 12/10/2010	3133XR4S6	11,385,000.00	MERRILL		101.00	11,498,850.00	(214,664.18)	51,601.49	0.36	0.20
FHLB BONDS (EX-CALLABLE) DTD 07/03/2003 3.150% 01/03/2011	31339XUJ1	8,485,000.00	1ST TENN		101.25	8,591,062.50	125,493.15	109,269.49	0.42	0.19
FFCB BONDS DTD 01/12/2009 1.600% 01/12/2011	31331GJY6	25,000,000.00	JPMCHASE		100.63	25,156,250.00	106,750.00	145,057.00	0.45	0.20
FFCB BONDS DTD 01/12/2009 1.600% 01/12/2011	31331GJY6	25,000,000.00	JPMCHASE		100.63	25,156,250.00	71,250.00	137,040.00	0.45	0.20
FFCB BONDS DTD 01/18/2008 3.500% 01/18/2011	31331YNJ5	10,000,000.00	MIZUHO		101.50	10,150,000.00	64,200.00	134,478.10	0.47	0.26
FHLMC GLOBAL REFERENCE NOTES DTD 12/16/2005 4.750% 01/18/2011	3134A4VJ0	10,000,000.00	UBS PW		102.09	10,209,375.00	(184,925.00)	138,194.20	0.47	0.23
FHLMC GLOBAL REFERENCE NOTES DTD 12/16/2005 4.750% 01/18/2011	3134A4VJ0	20,000,000.00	CITIGRP		102.09	20,418,750.00	(312,250.00)	286,230.20	0.47	0.23
FHLB GLOBAL BONDS DTD 08/03/2009 0.950% 02/03/2011	3133XUHG1	25,000,000.00	BARCLAYS		100.38	25,093,750.00	(54,000.00)	31,535.50	0.50	0.21
FFCB DESIGNATED BONDS DTD 03/06/2006 4.875% 02/18/2011	31331VSK3	12,500,000.00	1ST TENN		102.47	12,808,593.75	(270,080.00)	3,493.62	0.53	0.35
FFCB DESIGNATED BONDS DTD 03/06/2006 4.875% 02/18/2011	31331VSK3	12,500,000.00	UNION BK		102.47	12,808,593.75	(270,080.00)	3,493.62	0.53	0.35



Managed Account Fair Market Value & Analytics

For the Month Ending **July 31, 2010**

SAN BERNARDINO COUNTY - 76990800

Security Type/Description	CUSIP	Par	Broker	Next Call Date	Market Price	Market Value	Unreal G/L On Cost	Unreal G/L Amort Cost	Duration to Worst	YTM at Mkt
Federal Agency Bond / Note										
FHLB TAP BONDS DTD 11/19/2009 0.375% 02/18/2011	3133XVU82	25,000,000.00	DAINRAUS		100.03	25,007,812.50	32,812.50	18,901.75	0.55	0.32
FFCB BONDS DTD 03/03/2008 3.000% 03/03/2011	31331YWG1	50,000,000.00	CITIGRP		101.56	50,781,250.00	(647,750.00)	392,165.00	0.58	0.34
FHLMC FLOATING MTN DTD 03/09/2009 0.607% 03/09/2011	3128X8RC8	10,000,000.00	MORGANST		100.12	10,011,870.00	(30.00)	7,053.10	0.61	0.41
FHLMC FLOATING MTN DTD 03/09/2009 0.607% 03/09/2011	3128X8RC8	10,000,000.00	UNION BK		100.12	10,011,870.00	(70.00)	7,040.40	0.61	0.41
FHLMC FLOATING MTN DTD 03/09/2009 0.607% 03/09/2011	3128X8RC8	10,000,000.00	OPPENHIE		100.12	10,011,870.00	(73.13)	7,039.50	0.61	0.41
FHLMC FLOATING MTN DTD 03/09/2009 0.607% 03/09/2011	3128X8RC8	25,000,000.00	MORGANST		100.12	25,029,675.00	25,175.00	27,956.50	0.61	0.41
FHLMC FLOATING MTN DTD 03/09/2009 0.607% 03/09/2011	3128X8RC8	25,000,000.00	MORGANST		100.12	25,029,675.00	24,675.00	27,473.25	0.61	0.41
FHLB TAP BONDS DTD 02/22/2008 3.250% 03/11/2011	3133XPWW0	25,000,000.00	MERRILL		101.78	25,445,312.50	372,812.50	425,504.25	0.60	0.33
FHLB TAP BONDS DTD 02/08/2008 2.875% 03/11/2011	3133XPNY6	25,000,000.00	JPMCHASE		101.53	25,382,812.50	(349,737.50)	29,528.50	0.60	0.36
FNMA GLOBAL BENCHMARK NOTES DTD 03/26/2001 5.500% 03/15/2011	31359MHK2	25,000,000.00	MERRILL		103.22	25,804,687.50	(705,962.50)	393,264.75	0.61	0.32
FNMA GLOBAL NOTES DTD 02/27/2009 1.750% 03/23/2011	31398AVQ2	25,000,000.00	DEUTSCHE		100.91	25,226,562.50	(149,687.50)	37,283.25	0.64	0.34
FHLB GLOBAL BONDS DTD 09/10/2009 0.750% 03/25/2011	3133XUSX2	25,000,000.00	BARCLAYS		100.31	25,078,125.00	14,625.00	46,511.50	0.65	0.27
FFCB BONDS DTD 04/07/2004 3.750% 04/07/2011	31331TZN4	12,150,000.00	MIZUHO		102.31	12,430,968.75	2,733.75	216,003.91	0.67	0.36
FHLMC GLOBAL REFERENCE NOTES DTD 03/09/2006 5.125% 04/18/2011	3137EAAB5	12,000,000.00	GOLDMAN		103.41	12,408,750.00	(364,650.00)	224,397.96	0.70	0.34
FHLMC GLOBAL REFERENCE NOTES DTD 03/09/2006 5.125% 04/18/2011	3137EAAB5	25,000,000.00	CITIGRP		103.41	25,851,562.50	(760,937.50)	467,522.50	0.70	0.34



Managed Account Fair Market Value & Analytics

For the Month Ending **July 31, 2010**

SAN BERNARDINO COUNTY - 76990800

Security Type/Description	CUSIP	Par	Broker	Next Call Date	Market Price	Market Value	Unreal G/L On Cost	Unreal G/L Amort Cost	Duration to Worst	YTM at Mkt
Federal Agency Bond / Note										
FHLMC GLOBAL REFERENCE NOTES DTD 03/09/2006 5.125% 04/18/2011	3137EAAB5	25,000,000.00	MERRILL		103.41	25,851,562.50	(178,437.50)	547,344.00	0.70	0.34
FFCB BONDS DTD 04/21/2008 2.625% 04/21/2011	31331YG46	25,000,000.00	CITIGRP		101.63	25,406,250.00	668,250.00	485,191.75	0.71	0.37
FFCB BONDS DTD 04/21/2008 2.625% 04/21/2011	31331YG46	50,000,000.00	BARCLAYS		101.63	50,812,500.00	1,876,000.00	1,129,187.00	0.71	0.37
FNMA GLOBAL BENCHMARK NOTES DTD 05/25/2001 6.000% 05/15/2011	31359MJH7	50,000,000.00	CITIGRP		104.47	52,234,375.00	(1,079,125.00)	1,156,795.00	0.77	0.32
FFCB FLOATING BONDS DTD 05/18/2009 0.431% 05/18/2011	31331GWG0	25,000,000.00	GOLDMAN		100.12	25,030,100.00	29,600.00	29,600.00	0.80	0.28
FHLB GLOBAL BONDS (CALLABLE) DTD 05/19/2010 0.700% 06/03/2011	3133XYFL4	25,000,000.00	JPMCHASE	08/20/10	100.00	25,000,000.00	2,500.00	2,017.50	0.06	0.70
FHLB BONDS DTD 05/24/2010 0.580% 06/10/2011	3133XYNZ4	15,000,000.00	GOLDMAN		100.22	15,032,812.50	33,862.50	33,695.40	0.86	0.32
FHLB BONDS DTD 05/24/2010 0.580% 06/10/2011	3133XYNZ4	15,000,000.00	USBPJ		100.22	15,032,812.50	33,862.50	33,695.40	0.86	0.32
FHLB TAP BONDS DTD 05/24/2005 4.250% 06/10/2011	3133XBYA7	25,000,000.00	BK AMER		103.19	25,796,875.00	638,625.00	747,522.25	0.85	0.52
FHLB GLOBAL BONDS DTD 05/27/2008 3.375% 06/24/2011	3133XRCW8	30,295,000.00	BARCLAYS		102.56	31,071,309.38	(149,202.87)	19,066.77	0.89	0.51
FHLB GLOBAL BONDS DTD 06/12/2009 1.625% 07/27/2011	3133XTXH4	11,100,000.00	JPMCHASE		101.25	11,238,750.00	9,357.30	27,407.68	0.98	0.36
FFCB BONDS DTD 06/25/2008 3.875% 08/25/2011	31331YZ86	25,000,000.00	BARCLAYS		103.69	25,921,875.00	403,875.00	719,197.75	1.04	0.41
FFCB BONDS DTD 06/25/2008 3.875% 08/25/2011	31331YZ86	50,000,000.00	BARCLAYS		103.69	51,843,750.00	949,750.00	1,493,866.50	1.04	0.41
FNMA NOTES (CALLABLE) DTD 09/28/2009 1.250% 09/28/2011	31398AZH8	25,000,000.00	GILFORD	09/28/10	100.09	25,023,437.50	(82,812.50)	3,412.75	0.16	1.17
FHLMC (FLOATING) MTN DTD 04/26/2010 0.329% 10/26/2011	3134G1BL7	20,800,000.00	MIZUHO		99.96	20,791,763.20	(4,076.80)	(4,076.80)	1.24	0.36



Managed Account Fair Market Value & Analytics

For the Month Ending **July 31, 2010**

SAN BERNARDINO COUNTY - 76990800

Security Type/Description	CUSIP	Par	Broker	Next Call Date	Market Price	Market Value	Unreal G/L On Cost	Unreal G/L Amort Cost	Duration to Worst	YTM at Mkt
Federal Agency Bond / Note										
FFCB BONDS (FLOATING) DTD 11/02/2009 0.328% 11/02/2011	31331G2M0	25,000,000.00	MORGANST		100.01	25,002,875.00	2,875.00	2,875.00	1.25	0.32
FHLMC GLOBAL NOTES (CALLABLE) DTD 11/10/2009 1.200% 11/10/2011	3128X9K02	25,000,000.00	LOOP CAP	11/10/10	100.18	25,045,875.00	70,875.00	61,879.75	0.28	1.05
FHLMC GLOBAL NOTES (CALLABLE) DTD 11/10/2009 1.200% 11/10/2011	3128X9K02	25,000,000.00	MIZUHO	11/10/10	100.18	25,045,875.00	70,875.00	61,879.75	0.28	1.05
FHLB GLOBAL NOTES (CALLABLE) DTD 12/09/2009 1.050% 12/09/2011	3133XVWS6	25,000,000.00	JPMCHASE	09/09/10	100.06	25,015,625.00	28,125.00	24,124.75	0.11	1.00
FFCB BONDS (CALLABLE) DTD 12/23/2009 1.050% 12/23/2011	31331G607	25,000,000.00	LOOP CAP	12/23/10	100.31	25,078,125.00	78,125.00	78,125.00	0.40	0.82
FFCB BONDS DTD 01/12/2010 1.100% 01/12/2012	31331JBL6	25,000,000.00	UBS AG		100.91	25,226,562.50	161,562.50	176,835.75	1.44	0.47
FHLMC GLOBAL NOTES (CALLABLE) DTD 01/25/2010 1.375% 01/25/2012	3128X9TM2	25,000,000.00	UBS AG	01/25/11	100.43	25,108,675.00	108,675.00	108,675.00	0.49	1.08
FHLB BONDS (CALLABLE) DTD 01/25/2010 1.125% 01/25/2012	3133XWPU7	25,000,000.00	LOOP CAP	01/25/11	100.38	25,093,750.00	96,250.00	95,609.50	0.49	0.87
FFCB BONDS (CALLABLE) DTD 02/09/2010 1.040% 02/09/2012	31331JDM2	25,000,000.00	DIRECT	02/09/11	100.41	25,101,562.50	109,062.50	107,285.00	0.52	0.77
FHLB BONDS DTD 12/24/2009 1.050% 02/24/2012	3133XWFP9	25,000,000.00	CSFB		100.81	25,203,125.00	348,875.00	309,599.50	1.54	0.53
FHLB GLOBAL BONDS DTD 03/19/2010 1.125% 05/18/2012	3133XXPV3	25,000,000.00	UBS AG		100.91	25,226,562.50	190,812.50	194,675.75	1.78	0.62
FNMA NOTES (CALLABLE) DTD 05/25/2010 1.300% 05/25/2012	31398AS37	25,000,000.00	CITIGRP	05/25/11	100.63	25,156,250.00	140,000.00	142,970.00	0.81	0.95
FNMA NOTES (CALLABLE) DTD 05/25/2010 1.400% 05/25/2012	31398AS78	25,000,000.00	JPMCHASE	08/25/10	100.06	25,015,625.00	3,125.00	12,291.75	0.07	1.36
FNMA NOTES (CALLABLE) DTD 05/25/2010 1.300% 05/25/2012	31398AS37	25,000,000.00	CITIGRP	05/25/11	100.63	25,156,250.00	133,750.00	137,707.25	0.81	0.95
FHLMC GLOBAL NOTES (CALLABLE) DTD 06/15/2010 1.400% 06/15/2012	3134G1EY6	18,260,000.00	BK AMER	09/15/10	100.09	18,275,721.86	15,721.86	15,721.86	0.12	1.35



Managed Account Fair Market Value & Analytics

For the Month Ending **July 31, 2010**

SAN BERNARDINO COUNTY - 76990800

Security Type/Description Dated Date/Coupon/Maturity	CUSIP	Par	Broker	Next Call Date	Market Price	Market Value	Unreal G/L On Cost	Unreal G/L Amort Cost	Duration to Worst	YTM at Mkt
Federal Agency Bond / Note										
FHLMC GLOBAL NOTES DTD 05/21/2009 1.750% 06/15/2012	3137EACC1	25,000,000.00	CITIGRP		102.06	25,515,625.00	185,875.00	220,072.50	1.84	0.64
FHLMC NOTES (CALLABLE) DTD 07/26/2010 1.000% 07/26/2012	3134G1LT9	15,000,000.00	DEUTSCHE	01/26/11	100.11	15,016,635.00	16,635.00	16,635.00	0.49	0.94
FHLMC NOTES (CALLABLE) DTD 07/26/2010 1.000% 07/26/2012	3134G1LT9	15,000,000.00	JPMCHASE	01/26/11	100.11	15,016,635.00	16,635.00	16,635.00	0.49	0.94
FHLMC NOTES (CALLABLE) DTD 07/26/2010 1.000% 07/26/2012	3134G1LT9	20,000,000.00	BARCLAYS	01/26/11	100.11	20,022,180.00	22,180.00	22,180.00	0.49	0.94
FHLB BONDS (CALLABLE) DTD 02/03/2010 1.450% 08/03/2012	3133XWR76	25,000,000.00	GOLDMAN	02/03/11	100.53	25,132,812.50	137,812.50	136,838.00	0.50	1.18
FHLB GLOBAL BONDS DTD 07/23/2009 1.750% 08/22/2012	3133XUE41	50,000,000.00	CSFB		102.13	51,062,500.00	1,295,000.00	1,220,836.00	2.01	0.71
FHLMC GLOBAL REFERENCE NOTES DTD 08/06/2009 2.125% 09/21/2012	3137EACE7	25,000,000.00	BARCLAYS		102.94	25,734,375.00	341,375.00	426,530.25	2.08	0.74
FHLB STEP CPN BONDS (CALLABLE) DTD 09/30/2009 1.500% 09/25/2012	3133XUZU0	50,000,000.00	JPMCHASE	09/25/10	100.16	50,078,125.00	28,125.00	78,125.00	0.15	2.54
FHLB BONDS DTD 11/04/2009 1.750% 12/14/2012	3133XVNT4	25,000,000.00	BARCLAYS		102.16	25,539,062.50	322,812.50	369,106.00	2.32	0.83
FHLB BONDS DTD 11/04/2009 1.750% 12/14/2012	3133XVNT4	25,000,000.00	GILFORD		102.16	25,539,062.50	499,562.50	507,596.25	2.32	0.83
FHLMC GLOBAL NOTES (CALLABLE) DTD 12/17/2009 1.700% 12/17/2012	3128X9PN4	25,000,000.00	GOLDMAN	12/17/10	100.40	25,099,600.00	83,350.00	93,436.25	0.38	1.53
FHLMC GLOBAL NOTES (CALLABLE) DTD 12/17/2009 1.700% 12/17/2012	3128X9PN4	50,000,000.00	GOLDMAN	12/17/10	100.40	50,199,200.00	384,200.00	346,629.50	0.38	1.53
FFCB BONDS DTD 12/24/2009 1.625% 12/24/2012	31331JAB9	25,000,000.00	DIRECT		101.84	25,460,937.50	530,937.50	517,152.00	2.35	0.85
FNMA GLOBAL NOTES (CALLABLE) DTD 12/28/2009 1.750% 12/28/2012	31398AB76	25,000,000.00	DIRECT	12/28/10	100.47	25,117,187.50	227,187.50	205,971.75	0.41	1.55
FNMA GLOBAL NOTES (CALLABLE) DTD 12/28/2009 1.750% 12/28/2012	31398AB76	25,000,000.00	GOLDMAN	12/28/10	100.47	25,117,187.50	135,937.50	132,779.25	0.41	1.55



Managed Account Fair Market Value & Analytics

For the Month Ending **July 31, 2010**

SAN BERNARDINO COUNTY - 76990800

Security Type/Description	CUSIP	Par	Broker	Next Call Date	Market Price	Market Value	Unreal G/L On Cost	Unreal G/L Amort Cost	Duration to Worst	YTM at Mkt
Federal Agency Bond / Note										
FFCB BONDS (CALLABLE) DTD 02/19/2010 1.670% 02/19/2013	31331JEK5	25,000,000.00	JPMCHASE	08/19/11	101.13	25,281,250.00	393,750.00	377,504.50	1.03	1.22
FFCB BONDS DTD 01/15/2010 1.750% 02/21/2013	31331JBV4	25,000,000.00	GILFORD		101.91	25,476,562.50	441,312.50	446,693.00	2.48	0.99
FNMA GLOBAL NOTES (CALLABLE) DTD 03/15/2010 1.800% 03/15/2013	31398AH70	50,000,000.00	JPMCHASE	03/15/11	100.69	50,343,750.00	418,750.00	409,522.00	0.62	1.53
FFCB BONDS DTD 04/15/2010 1.875% 04/15/2013	31331JKS1	25,000,000.00	JPMCHASE		102.50	25,625,000.00	506,900.00	517,747.75	2.63	0.94
FNMA GLOBAL NOTES (CALLABLE) DTD 05/10/2010 2.000% 05/10/2013	31398AO96	50,000,000.00	MORGANST	11/10/10	100.38	50,187,500.00	212,500.00	210,671.50	0.28	1.86
FHLMC NOTES (CALLABLE) DTD 07/26/2010 1.400% 07/26/2013	3134G1ML5	10,000,000.00	CREDITAG	01/26/11	100.34	10,033,940.00	33,940.00	33,940.00	0.49	1.28
FHLMC NOTES (CALLABLE) DTD 07/26/2010 1.400% 07/26/2013	3134G1ML5	10,000,000.00	JPMCHASE	01/26/11	100.34	10,033,940.00	33,940.00	33,940.00	0.49	1.28
FHLMC NOTES (CALLABLE) DTD 07/26/2010 1.400% 07/26/2013	3134G1ML5	10,000,000.00	UBS PW	01/26/11	100.34	10,033,940.00	33,940.00	33,940.00	0.49	1.28
FNMA NOTES (CALLABLE) DTD 07/29/2010 1.250% 07/29/2013	31398AZ47	3,175,000.00	UBS AG	07/29/11	100.38	3,186,906.25	11,906.25	11,906.25	0.99	1.12
FNMA NOTES (CALLABLE) DTD 07/29/2010 1.250% 07/29/2013	31398AZ47	25,000,000.00	UBS AG	07/29/11	100.38	25,093,750.00	109,000.00	108,972.25	0.99	1.12
FNMA NOTES (CALLABLE) DTD 07/29/2010 1.250% 07/29/2013	31398AZ47	50,000,000.00	BARCLAYS	07/29/11	100.38	50,187,500.00	218,000.00	217,944.50	0.99	1.12
FNMA NOTES (CALLABLE) DTD 08/16/2010 1.350% 08/16/2013	31398A2H4	20,895,000.00	UBS AG	02/16/11	100.16	20,927,648.44	32,648.44	32,648.44	0.50	1.30
Security Type Sub-Total		2,377,615,000.00				2,403,312,436.63	(3,124,927.74)	19,097,842.29	0.71	0.72
Commercial Paper										
BNP PARIBAS FINANCE INC COMM PAPER -- 0.000% 08/02/2010	0556N1H22	25,000,000.00	BNP DIR		100.00	24,999,575.00	4,262.50	(237.50)	0.01	0.31



Managed Account Fair Market Value & Analytics

For the Month Ending **July 31, 2010**

SAN BERNARDINO COUNTY - 76990800

Security Type/Description	Dated Date/Coupon/Maturity	CUSIP	Par	Broker	Next Call Date	Market Price	Market Value	Unreal G/L On Cost	Unreal G/L Amort Cost	Duration to Worst	YTM at Mkt
Commercial Paper											
BNP PARIBAS FINANCE INC COMM PAPER -- 0.000% 08/02/2010		0556N1H22	50,000,000.00	BNP DIR		100.00	49,999,150.00	816.67	(572.00)	0.01	0.31
SOCIETE GENERALE NA COMM PAPER -- 0.000% 08/02/2010		83365SH22	50,000,000.00	SOC GEN		100.00	49,999,083.33	0.00	(611.17)	0.01	0.33
SOCIETE GENERALE NA COMM PAPER -- 0.000% 08/02/2010		83365SH22	50,000,000.00	SOC GEN		100.00	49,999,083.33	0.00	(611.17)	0.01	0.33
CREDIT AGRICOLE NA COMM PAPER -- 0.000% 08/02/2010		22532CH23	50,000,000.00	CREDITAG		100.00	49,999,125.00	0.00	(583.50)	0.01	0.32
CREDIT AGRICOLE NA COMM PAPER -- 0.000% 08/02/2010		22532CH23	50,000,000.00	CREDITAG		100.00	49,999,125.00	0.00	(583.50)	0.01	0.32
BNP PARIBAS FINANCE INC COMM PAPER -- 0.000% 10/01/2010		0556N1K10	25,000,000.00	BNP DIR		99.94	24,984,475.00	22,808.33	9,891.75	0.17	0.36
SVENSKA HANDELSBANKEN INC COMM PAPER -- 0.000% 10/08/2010		86958UK86	25,000,000.00	GOLDMAN		99.93	24,982,150.00	7,337.50	566.75	0.19	0.37
Security Type Sub-Total			325,000,000.00				324,961,766.66	35,225.00	7,259.66	0.03	0.33
Certificate of Deposit											
NORDEA BANK FINLAND NY CERT DEPOS DTD 07/29/2010 0.210% 08/11/2010		65556Q5N9	40,000,000.00	NORDEA		100.00	39,999,382.00	(618.00)	(618.00)	0.03	0.26
BNP PARIBAS SF CERT DEPOS DTD 07/13/2010 0.300% 08/12/2010		05566Q2Y2	20,000,000.00	BNP DIR		100.00	20,000,256.00	256.00	256.00	0.03	0.26
BNP PARIBAS SF CERT DEPOS DTD 06/23/2010 0.580% 09/22/2010		05566Q2P1	20,000,000.00	BNP DIR		100.03	20,006,782.00	6,782.00	6,782.00	0.14	0.35
RABOBANK NEDERLAND NV NY CERT DEPOS DTD 05/19/2010 0.540% 11/12/2010		74977MFL4	25,000,000.00	RABOBANK		100.02	25,004,942.50	4,942.50	4,942.50	0.28	0.47
TORONTO DOMINION BANK NY CERT DEPOS DTD 06/10/2010 0.590% 12/06/2010		89112YEP4	25,000,000.00	TOR DOM		100.03	25,007,025.00	7,025.00	7,025.00	0.35	0.51



Managed Account Fair Market Value & Analytics

For the Month Ending July 31, 2010

SAN BERNARDINO COUNTY - 76990800

Security Type/Description Dated Date/Coupon/Maturity	CUSIP	Par	Broker	Next Call Date	Market Price	Market Value	Unreal G/L On Cost	Unreal G/L Amort Cost	Duration to Worst	YTM at Mkt
Security Type Sub-Total		130,000,000.00				130,018,387.50	18,387.50	18,387.50	0.16	0.36
Managed Account Sub-Total		3,771,306,000.00				3,802,708,396.98	(4,302,790.36)	21,710,020.09	0.60	0.57
Securities Sub-Total		\$3,771,306,000.00				\$3,802,708,396.98	(\$4,302,790.36)	\$21,710,020.09	0.60	0.57%
Accrued Interest						\$18,392,851.59				
Total Investments						\$3,821,101,248.57				

Bolded items are forward settling trades.



Managed Account Security Transactions & Interest

For the Month Ending **July 31, 2010**

SAN BERNARDINO COUNTY - 76990800

Transaction Type	Trade	Settle	Security Description	CUSIP	Par	Principal Proceeds	Accrued Interest	Total	Realized G/L Cost	Realized G/L Amort Cost	Sale Method
BUY											
	06/29/10	07/01/10	BNP PARIBAS FINANCE INC COMM PAPER -- 0.000% 10/01/2010	0556N1K10	25,000,000.00	(24,961,666.67)	0.00	(24,961,666.67)			
	07/01/10	07/01/10	SOCIETE GENERALE NA COMM PAPER -- 0.000% 07/02/2010	83365SG23	50,000,000.00	(49,999,680.56)	0.00	(49,999,680.56)			
	07/01/10	07/01/10	SOCIETE GENERALE NA COMM PAPER -- 0.000% 07/02/2010	83365SG23	50,000,000.00	(49,999,666.67)	0.00	(49,999,666.67)			
	07/02/10	07/02/10	SOCIETE GENERALE N AMER COMM PAPER -- 0.000% 07/06/2010	83365SG64	50,000,000.00	(49,998,888.89)	0.00	(49,998,888.89)			
	07/02/10	07/02/10	SOCIETE GENERALE N AMER COMM PAPER -- 0.000% 07/06/2010	83365SG64	50,000,000.00	(49,998,888.89)	0.00	(49,998,888.89)			
	07/02/10	07/02/10	RABOBANK USA FIN CORP COMM PAPER -- 0.000% 07/06/2010	74977LG68	50,000,000.00	(49,998,833.33)	0.00	(49,998,833.33)			
	07/02/10	07/02/10	RABOBANK USA FIN CORP COMM PAPER -- 0.000% 07/06/2010	74977LG68	50,000,000.00	(49,998,833.33)	0.00	(49,998,833.33)			
	07/06/10	07/06/10	SOCIETE GENERALE N AMER COMM PAPER -- 0.000% 07/07/2010	83365SG72	50,000,000.00	(49,999,708.33)	0.00	(49,999,708.33)			
	07/06/10	07/06/10	SOCIETE GENERALE N AMER COMM PAPER -- 0.000% 07/07/2010	83365SG72	50,000,000.00	(49,999,708.33)	0.00	(49,999,708.33)			
	07/06/10	07/06/10	BNP PARIBAS SF CERT DEPOS DTD 07/06/2010 0.240% 07/23/2010	05566Q2T3	25,000,000.00	(25,000,000.00)	0.00	(25,000,000.00)			
	07/06/10	07/06/10	CREDIT AGRICOLE NA COMM PAPER -- 0.000% 07/07/2010	22532CG73	50,000,000.00	(49,999,680.56)	0.00	(49,999,680.56)			



Managed Account Security Transactions & Interest

For the Month Ending **July 31, 2010**

SAN BERNARDINO COUNTY - 76990800

Transaction Type		Security Description	CUSIP	Par	Principal Proceeds	Accrued Interest	Total	Realized G/L Cost	Realized G/L Amort Cost	Sale Method
Trade	Settle									
BUY										
07/06/10	07/06/10	CREDIT AGRICOLE NA COMM PAPER -- 0.000% 07/07/2010	22532CG73	50,000,000.00	(49,999,680.56)	0.00	(49,999,680.56)			
07/06/10	07/06/10	RABOBANK USA FIN CORP COMM PAPER -- 0.000% 07/07/2010	74977LG76	15,000,000.00	(14,999,916.67)	0.00	(14,999,916.67)			
07/06/10	07/06/10	RABOBANK USA FIN CORP COMM PAPER -- 0.000% 07/07/2010	74977LG76	50,000,000.00	(49,999,722.22)	0.00	(49,999,722.22)			
07/06/10	07/26/10	FHLMC NOTES (CALLABLE) DTD 07/26/2010 1.000% 07/26/2012	3134G1LT9	15,000,000.00	(15,000,000.00)	0.00	(15,000,000.00)			
07/06/10	07/26/10	FHLMC NOTES (CALLABLE) DTD 07/26/2010 1.000% 07/26/2012	3134G1LT9	20,000,000.00	(20,000,000.00)	0.00	(20,000,000.00)			
07/06/10	07/26/10	FHLMC NOTES (CALLABLE) DTD 07/26/2010 1.000% 07/26/2012	3134G1LT9	15,000,000.00	(15,000,000.00)	0.00	(15,000,000.00)			
07/07/10	07/07/10	RABOBANK USA FIN CORP COMM PAPER -- 0.000% 07/08/2010	74977LG84	50,000,000.00	(49,999,722.22)	0.00	(49,999,722.22)			
07/07/10	07/07/10	CREDIT AGRICOLE NA COMM PAPER -- 0.000% 07/08/2010	22532CG81	50,000,000.00	(49,999,680.56)	0.00	(49,999,680.56)			
07/07/10	07/07/10	RABOBANK USA FIN CORP COMM PAPER -- 0.000% 07/08/2010	74977LG84	5,000,000.00	(4,999,972.22)	0.00	(4,999,972.22)			
07/07/10	07/07/10	CREDIT AGRICOLE NA COMM PAPER -- 0.000% 07/08/2010	22532CG81	50,000,000.00	(49,999,680.56)	0.00	(49,999,680.56)			
07/07/10	07/07/10	SOCIETE GENERALE N AMER COMM PAPER -- 0.000% 07/08/2010	83365SG80	50,000,000.00	(49,999,680.56)	0.00	(49,999,680.56)			
07/07/10	07/07/10	SOCIETE GENERALE N AMER COMM PAPER -- 0.000% 07/08/2010	83365SG80	50,000,000.00	(49,999,680.56)	0.00	(49,999,680.56)			



Managed Account Security Transactions & Interest

For the Month Ending **July 31, 2010**

SAN BERNARDINO COUNTY - 76990800

Transaction Type		Security Description	CUSIP	Par	Principal Proceeds	Accrued Interest	Total	Realized G/L Cost	Realized G/L Amort Cost	Sale Method
Trade	Settle									
BUY										
07/07/10	07/07/10	SVENSKA HANDELSBANKEN INC COMM PAPER -- 0.000% 10/08/2010	86958UK86	25,000,000.00	(24,974,812.50)	0.00	(24,974,812.50)			
07/08/10	07/08/10	RABOBANK USA FIN CORP COMM PAPER -- 0.000% 07/09/2010	74977LG92	28,000,000.00	(27,999,852.22)	0.00	(27,999,852.22)			
07/08/10	07/08/10	RABOBANK USA FIN CORP COMM PAPER -- 0.000% 07/09/2010	74977LG92	10,000,000.00	(9,999,947.22)	0.00	(9,999,947.22)			
07/08/10	07/08/10	SOCIETE GENERALE NA COMM PAPER -- 0.000% 07/09/2010	83365SG98	50,000,000.00	(49,999,694.44)	0.00	(49,999,694.44)			
07/08/10	07/08/10	SOCIETE GENERALE NA COMM PAPER -- 0.000% 07/09/2010	83365SG98	50,000,000.00	(49,999,694.44)	0.00	(49,999,694.44)			
07/08/10	07/08/10	CREDIT AGRICOLE NA COMM PAPER -- 0.000% 07/09/2010	22532CG99	50,000,000.00	(49,999,694.44)	0.00	(49,999,694.44)			
07/08/10	07/08/10	CREDIT AGRICOLE NA COMM PAPER -- 0.000% 07/09/2010	22532CG99	50,000,000.00	(49,999,694.44)	0.00	(49,999,694.44)			
07/08/10	07/08/10	BNP PARIBAS FINANCE INC COMM PAPER -- 0.000% 08/02/2010	0556N1H22	25,000,000.00	(24,995,312.50)	0.00	(24,995,312.50)			
07/09/10	07/09/10	CREDIT AGRICOLE NA COMM PAPER -- 0.000% 07/12/2010	22532CGC2	50,000,000.00	(49,999,125.00)	0.00	(49,999,125.00)			
07/09/10	07/09/10	CREDIT AGRICOLE NA COMM PAPER -- 0.000% 07/12/2010	22532CGC2	50,000,000.00	(49,999,125.00)	0.00	(49,999,125.00)			
07/09/10	07/09/10	SOCIETE GENERALE NA COMM PAPER -- 0.000% 07/12/2010	83365SGC1	50,000,000.00	(49,999,166.67)	0.00	(49,999,166.67)			
07/09/10	07/09/10	SOCIETE GENERALE NA COMM PAPER -- 0.000% 07/12/2010	83365SGC1	50,000,000.00	(49,999,166.67)	0.00	(49,999,166.67)			



Managed Account Security Transactions & Interest

For the Month Ending **July 31, 2010**

SAN BERNARDINO COUNTY - 76990800

Transaction Type		Security Description	CUSIP	Par	Principal Proceeds	Accrued Interest	Total	Realized G/L Cost	Realized G/L Amort Cost	Sale Method
Trade	Settle									
BUY										
07/09/10	07/09/10	RABOBANK USA FIN CORP COMM PAPER -- 0.000% 07/12/2010	74977LGC5	30,000,000.00	(29,999,550.00)	0.00	(29,999,550.00)			
07/12/10	07/12/10	SOCIETE GENERALE NA COMM PAPER -- 0.000% 07/13/2010	83365SGD9	50,000,000.00	(49,999,708.33)	0.00	(49,999,708.33)			
07/12/10	07/12/10	SOCIETE GENERALE NA COMM PAPER -- 0.000% 07/13/2010	83365SGD9	50,000,000.00	(49,999,708.33)	0.00	(49,999,708.33)			
07/12/10	07/12/10	CREDIT AGRICOLE NA COMM PAPER -- 0.000% 07/13/2010	22532CGD0	50,000,000.00	(49,999,694.44)	0.00	(49,999,694.44)			
07/12/10	07/12/10	CREDIT AGRICOLE NA COMM PAPER -- 0.000% 07/13/2010	22532CGD0	50,000,000.00	(49,999,694.44)	0.00	(49,999,694.44)			
07/12/10	07/12/10	RABOBANK USA FIN CORP COMM PAPER -- 0.000% 07/13/2010	74977LGD3	28,000,000.00	(27,999,852.22)	0.00	(27,999,852.22)			
07/12/10	07/26/10	FHLMC NOTES (CALLABLE) DTD 07/26/2010 1.400% 07/26/2013	3134G1ML5	10,000,000.00	(10,000,000.00)	0.00	(10,000,000.00)			
07/12/10	07/26/10	FHLMC NOTES (CALLABLE) DTD 07/26/2010 1.400% 07/26/2013	3134G1ML5	10,000,000.00	(10,000,000.00)	0.00	(10,000,000.00)			
07/12/10	07/26/10	FHLMC NOTES (CALLABLE) DTD 07/26/2010 1.400% 07/26/2013	3134G1ML5	10,000,000.00	(10,000,000.00)	0.00	(10,000,000.00)			
07/13/10	07/13/10	BNP PARIBAS SF CERT DEPOS DTD 07/13/2010 0.300% 08/12/2010	05566Q2Y2	20,000,000.00	(20,000,000.00)	0.00	(20,000,000.00)			
07/13/10	07/13/10	CREDIT AGRICOLE NA COMM PAPER -- 0.000% 07/14/2010	22532CGE8	50,000,000.00	(49,999,722.22)	0.00	(49,999,722.22)			
07/13/10	07/13/10	CREDIT AGRICOLE NA COMM PAPER -- 0.000% 07/14/2010	22532CGE8	50,000,000.00	(49,999,722.22)	0.00	(49,999,722.22)			
07/13/10	07/13/10	SOCIETE GENERALE N AMER COMM PAPER -- 0.000% 07/14/2010	83365SGE7	50,000,000.00	(49,999,708.33)	0.00	(49,999,708.33)			



Managed Account Security Transactions & Interest

For the Month Ending July 31, 2010

SAN BERNARDINO COUNTY - 76990800

Transaction Type	Trade	Settle	Security Description	CUSIP	Par	Principal Proceeds	Accrued Interest	Total	Realized G/L Cost	Realized G/L Amort Cost	Sale Method
BUY											
	07/13/10	07/13/10	SOCIETE GENERALE N AMER COMM PAPER -- 0.000% 07/14/2010	83365SGE7	50,000,000.00	(49,999,708.33)	0.00	(49,999,708.33)			
	07/13/10	07/13/10	RABOBANK USA FIN CORP COMM PAPER -- 0.000% 07/14/2010	74977LGE1	45,000,000.00	(44,999,775.00)	0.00	(44,999,775.00)			
	07/14/10	07/14/10	NORDEA BANK FINLAND NY CERT DEPOS DTD 04/21/2010 0.290% 07/21/2010	65556QL43	10,000,000.00	(10,000,174.70)	(6,766.67)	(10,006,941.37)			
	07/14/10	07/14/10	SOCIETE GENERALE NA COMM PAPER -- 0.000% 07/15/2010	83365SGF4	50,000,000.00	(49,999,722.22)	0.00	(49,999,722.22)			
	07/14/10	07/14/10	SOCIETE GENERALE NA COMM PAPER -- 0.000% 07/15/2010	83365SGF4	50,000,000.00	(49,999,722.22)	0.00	(49,999,722.22)			
	07/14/10	07/14/10	CREDIT AGRICOLE NA COMM PAPER -- 0.000% 07/15/2010	22532CGF5	50,000,000.00	(49,999,736.11)	0.00	(49,999,736.11)			
	07/14/10	07/14/10	CREDIT AGRICOLE NA COMM PAPER -- 0.000% 07/15/2010	22532CGF5	50,000,000.00	(49,999,736.11)	0.00	(49,999,736.11)			
	07/15/10	07/15/10	CREDIT AGRICOLE NA COMM PAPER -- 0.000% 07/16/2010	22532CGG3	50,000,000.00	(49,999,680.56)	0.00	(49,999,680.56)			
	07/15/10	07/15/10	CREDIT AGRICOLE NA COMM PAPER -- 0.000% 07/16/2010	22532CGG3	50,000,000.00	(49,999,680.56)	0.00	(49,999,680.56)			
	07/15/10	07/15/10	SOCIETE GENERALE NA COMM PAPER -- 0.000% 07/16/2010	83365SGG2	50,000,000.00	(49,999,722.22)	0.00	(49,999,722.22)			
	07/15/10	07/15/10	SOCIETE GENERALE NA COMM PAPER -- 0.000% 07/16/2010	83365SGG2	36,000,000.00	(35,999,800.00)	0.00	(35,999,800.00)			
	07/16/10	07/16/10	SOCIETE GENERALE NA COMM PAPER -- 0.000% 07/19/2010	83365SGK3	50,000,000.00	(49,999,125.00)	0.00	(49,999,125.00)			
	07/16/10	07/16/10	SOCIETE GENERALE NA COMM PAPER -- 0.000% 07/19/2010	83365SGK3	50,000,000.00	(49,999,125.00)	0.00	(49,999,125.00)			



Managed Account Security Transactions & Interest

For the Month Ending **July 31, 2010**

SAN BERNARDINO COUNTY - 76990800

Transaction Type		Security Description	CUSIP	Par	Principal Proceeds	Accrued Interest	Total	Realized G/L Cost	Realized G/L Amort Cost	Sale Method
Trade	Settle									
BUY										
07/16/10	07/16/10	CREDIT AGRICOLE NA COMM PAPER -- 0.000% 07/19/2010	22532CGK4	50,000,000.00	(49,999,041.67)	0.00	(49,999,041.67)			
07/16/10	07/16/10	CREDIT AGRICOLE NA COMM PAPER -- 0.000% 07/19/2010	22532CGK4	50,000,000.00	(49,999,041.67)	0.00	(49,999,041.67)			
07/16/10	07/16/10	NORDEA BANK FINLAND NY CERT DEPOS DTD 07/16/2010 0.200% 07/26/2010	65556Q4N0	10,000,000.00	(10,000,000.00)	0.00	(10,000,000.00)			
07/16/10	07/16/10	NORDEA BANK FINLAND NY CERT DEPOS DTD 07/16/2010 0.200% 07/26/2010	65556Q4N0	50,000,000.00	(50,000,000.00)	0.00	(50,000,000.00)			
07/16/10	07/16/10	RABOBANK USA FIN CORP COMM PAPER -- 0.000% 07/19/2010	74977LGK7	28,000,000.00	(27,999,580.00)	0.00	(27,999,580.00)			
07/19/10	07/19/10	RABOBANK USA FIN CORP COMM PAPER -- 0.000% 07/20/2010	74977LGL5	10,000,000.00	(9,999,950.00)	0.00	(9,999,950.00)			
07/19/10	07/19/10	NORDEA BANK FINLAND NY CERT DEPOS DTD 07/19/2010 0.200% 07/26/2010	65556Q4T7	30,000,000.00	(30,000,000.00)	0.00	(30,000,000.00)			
07/19/10	07/19/10	CREDIT AGRICOLE NA COMM PAPER -- 0.000% 07/20/2010	22532CGL2	50,000,000.00	(49,999,680.56)	0.00	(49,999,680.56)			
07/19/10	07/19/10	CREDIT AGRICOLE NA COMM PAPER -- 0.000% 07/20/2010	22532CGL2	50,000,000.00	(49,999,680.56)	0.00	(49,999,680.56)			
07/19/10	07/19/10	SOCIETE GENERALE N AMER COMM PAPER -- 0.000% 07/20/2010	83365SGL1	50,000,000.00	(49,999,708.33)	0.00	(49,999,708.33)			
07/19/10	07/19/10	SOCIETE GENERALE N AMER COMM PAPER -- 0.000% 07/20/2010	83365SGL1	50,000,000.00	(49,999,708.33)	0.00	(49,999,708.33)			



Managed Account Security Transactions & Interest

For the Month Ending **July 31, 2010**

SAN BERNARDINO COUNTY - 76990800

Transaction Type	Trade	Settle	Security Description	CUSIP	Par	Principal Proceeds	Accrued Interest	Total	Realized G/L Cost	Realized G/L Amort Cost	Sale Method
BUY											
	07/20/10	07/20/10	SOCIETE GENERALE NA COMM PAPER -- 0.000% 07/21/2010	83365SGM9	50,000,000.00	(49,999,708.33)	0.00	(49,999,708.33)			
	07/20/10	07/20/10	CREDIT AGRICOLE NA COMM PAPER -- 0.000% 07/21/2010	22532CGM0	50,000,000.00	(49,999,694.44)	0.00	(49,999,694.44)			
	07/20/10	07/20/10	CREDIT AGRICOLE NA COMM PAPER -- 0.000% 07/21/2010	22532CGM0	50,000,000.00	(49,999,694.44)	0.00	(49,999,694.44)			
	07/20/10	07/20/10	SOCIETE GENERALE NA COMM PAPER -- 0.000% 07/21/2010	83365SGM9	50,000,000.00	(49,999,708.33)	0.00	(49,999,708.33)			
	07/20/10	07/20/10	FNMA DISC NOTE -- 0.000% 07/11/2011	313588HZ1	25,000,000.00	(24,901,111.11)	0.00	(24,901,111.11)			
	07/21/10	07/21/10	CREDIT AGRICOLE NA COMM PAPER -- 0.000% 07/22/2010	22532CGN8	50,000,000.00	(49,999,694.44)	0.00	(49,999,694.44)			
	07/21/10	07/21/10	CREDIT AGRICOLE NA COMM PAPER -- 0.000% 07/22/2010	22532CGN8	50,000,000.00	(49,999,694.44)	0.00	(49,999,694.44)			
	07/21/10	07/21/10	BNP PARIBAS FINANCE INC COMM PAPER -- 0.000% 07/22/2010	0556N1GN7	12,000,000.00	(11,999,936.67)	0.00	(11,999,936.67)			
	07/21/10	07/21/10	SOCIETE GENERALE NA COMM PAPER -- 0.000% 07/22/2010	83365SGN7	50,000,000.00	(49,999,708.33)	0.00	(49,999,708.33)			
	07/21/10	07/21/10	SOCIETE GENERALE NA COMM PAPER -- 0.000% 07/22/2010	83365SGN7	50,000,000.00	(49,999,708.33)	0.00	(49,999,708.33)			
	07/21/10	07/29/10	FNMA NOTES (CALLABLE) DTD 07/29/2010 1.250% 07/29/2013	31398AZ47	25,000,000.00	(24,984,750.00)	0.00	(24,984,750.00)			
	07/21/10	07/29/10	FNMA NOTES (CALLABLE) DTD 07/29/2010 1.250% 07/29/2013	31398AZ47	50,000,000.00	(49,969,500.00)	0.00	(49,969,500.00)			
	07/22/10	07/22/10	SOCIETE GENERALE NA COMM PAPER -- 0.000% 07/23/2010	83365SGP2	50,000,000.00	(49,999,708.33)	0.00	(49,999,708.33)			
	07/22/10	07/22/10	SOCIETE GENERALE NA COMM PAPER -- 0.000% 07/23/2010	83365SGP2	50,000,000.00	(49,999,708.33)	0.00	(49,999,708.33)			



Managed Account Security Transactions & Interest

For the Month Ending **July 31, 2010**

SAN BERNARDINO COUNTY - 76990800

Transaction Type		Security Description	CUSIP	Par	Principal Proceeds	Accrued Interest	Total	Realized G/L Cost	Realized G/L Amort Cost	Sale Method
Trade	Settle									
BUY										
07/22/10	07/22/10	CREDIT AGRICOLE NA COMM PAPER -- 0.000% 07/23/2010	22532CGP3	50,000,000.00	(49,999,708.33)	0.00	(49,999,708.33)			
07/22/10	07/22/10	CREDIT AGRICOLE NA COMM PAPER -- 0.000% 07/23/2010	22532CGP3	50,000,000.00	(49,999,708.33)	0.00	(49,999,708.33)			
07/23/10	07/23/10	BNP PARIBAS FINANCE INC COMM PAPER -- 0.000% 07/26/2010	0556N1GS6	15,000,000.00	(14,999,762.50)	0.00	(14,999,762.50)			
07/23/10	07/23/10	CREDIT AGRICOLE NA COMM PAPER -- 0.000% 07/26/2010	22532CGS7	50,000,000.00	(49,999,083.33)	0.00	(49,999,083.33)			
07/23/10	07/23/10	CREDIT AGRICOLE NA COMM PAPER -- 0.000% 07/26/2010	22532CGS7	50,000,000.00	(49,999,083.33)	0.00	(49,999,083.33)			
07/23/10	07/23/10	SOCIETE GENERALE NA COMM PAPER -- 0.000% 07/26/2010	83365SGS6	50,000,000.00	(49,999,125.00)	0.00	(49,999,125.00)			
07/23/10	07/23/10	SOCIETE GENERALE NA COMM PAPER -- 0.000% 07/26/2010	83365SGS6	50,000,000.00	(49,999,125.00)	0.00	(49,999,125.00)			
07/26/10	07/26/10	SOCIETE GENERALE NA COMM PAPER -- 0.000% 07/27/2010	83365SGT4	50,000,000.00	(49,999,708.33)	0.00	(49,999,708.33)			
07/26/10	07/26/10	SOCIETE GENERALE NA COMM PAPER -- 0.000% 07/27/2010	83365SGT4	50,000,000.00	(49,999,708.33)	0.00	(49,999,708.33)			
07/26/10	07/26/10	BNP PARIBAS FINANCE INC COMM PAPER -- 0.000% 07/27/2010	0556N1GT4	20,000,000.00	(19,999,888.89)	0.00	(19,999,888.89)			
07/26/10	07/26/10	CREDIT AGRICOLE NA COMM PAPER -- 0.000% 07/27/2010	22532CGT5	50,000,000.00	(49,999,708.33)	0.00	(49,999,708.33)			
07/26/10	07/26/10	CREDIT AGRICOLE NA COMM PAPER -- 0.000% 07/27/2010	22532CGT5	50,000,000.00	(49,999,708.33)	0.00	(49,999,708.33)			
07/27/10	07/27/10	BNP PARIBAS FINANCE INC COMM PAPER -- 0.000% 08/02/2010	0556N1H22	50,000,000.00	(49,998,333.33)	0.00	(49,998,333.33)			



Managed Account Security Transactions & Interest

For the Month Ending **July 31, 2010**

SAN BERNARDINO COUNTY - 76990800

Transaction Type		Security Description	CUSIP	Par	Principal Proceeds	Accrued Interest	Total	Realized G/L Cost	Realized G/L Amort Cost	Sale Method
Trade	Settle									
BUY										
07/27/10	07/27/10	CREDIT AGRICOLE NA COMM PAPER -- 0.000% 07/28/2010	22532CGU2	50,000,000.00	(49,999,694.44)	0.00	(49,999,694.44)			
07/27/10	07/27/10	CREDIT AGRICOLE NA COMM PAPER -- 0.000% 07/28/2010	22532CGU2	50,000,000.00	(49,999,694.44)	0.00	(49,999,694.44)			
07/27/10	07/27/10	SOCIETE GENERALE NA COMM PAPER -- 0.000% 07/28/2010	83365SGU1	50,000,000.00	(49,999,694.44)	0.00	(49,999,694.44)			
07/27/10	07/27/10	SOCIETE GENERALE NA COMM PAPER -- 0.000% 07/28/2010	83365SGU1	50,000,000.00	(49,999,694.44)	0.00	(49,999,694.44)			
07/28/10	07/28/10	SOCIETE GENERALE NA COMM PAPER -- 0.000% 07/29/2010	83365SGV9	50,000,000.00	(49,999,694.44)	0.00	(49,999,694.44)			
07/28/10	07/28/10	SOCIETE GENERALE NA COMM PAPER -- 0.000% 07/29/2010	83365SGV9	50,000,000.00	(49,999,694.44)	0.00	(49,999,694.44)			
07/28/10	07/28/10	CREDIT AGRICOLE NA COMM PAPER -- 0.000% 07/29/2010	22532CGV0	50,000,000.00	(49,999,694.44)	0.00	(49,999,694.44)			
07/28/10	07/28/10	CREDIT AGRICOLE NA COMM PAPER -- 0.000% 07/29/2010	22532CGV0	40,000,000.00	(39,999,755.56)	0.00	(39,999,755.56)			
07/29/10	07/29/10	CREDIT AGRICOLE NA COMM PAPER -- 0.000% 07/30/2010	22532CGW8	50,000,000.00	(49,999,694.44)	0.00	(49,999,694.44)			
07/29/10	07/29/10	CREDIT AGRICOLE NA COMM PAPER -- 0.000% 07/30/2010	22532CGW8	50,000,000.00	(49,999,694.44)	0.00	(49,999,694.44)			
07/29/10	07/29/10	NORDEA BANK FINLAND NY CERT DEPOS DTD 07/29/2010 0.210% 08/11/2010	65556O5N9	40,000,000.00	(40,000,000.00)	0.00	(40,000,000.00)			
07/29/10	07/29/10	RABOBANK USA FIN CORP COMM PAPER -- 0.000% 07/30/2010	74977LGW1	50,000,000.00	(49,999,763.89)	0.00	(49,999,763.89)			
07/29/10	07/29/10	GOLDMAN FS GOVERNMENT MM FUND	38141W273	10,000,000.00	(10,000,000.00)	0.00	(10,000,000.00)			
07/29/10	07/29/10	RABOBANK USA FIN CORP COMM PAPER -- 0.000% 07/30/2010	74977LGW1	45,000,000.00	(44,999,787.50)	0.00	(44,999,787.50)			



Managed Account Security Transactions & Interest

For the Month Ending **July 31, 2010**

SAN BERNARDINO COUNTY - 76990800

Transaction Type	Trade	Settle	Security Description	CUSIP	Par	Principal Proceeds	Accrued Interest	Total	Realized G/L Cost	Realized G/L Amort Cost	Sale Method
BUY											
	07/29/10	07/29/10	SOCIETE GENERALE NA COMM PAPER -- 0.000% 07/30/2010	83365SGW7	50,000,000.00	(49,999,694.44)	0.00	(49,999,694.44)			
	07/29/10	07/29/10	SOCIETE GENERALE NA COMM PAPER -- 0.000% 07/30/2010	83365SGW7	50,000,000.00	(49,999,694.44)	0.00	(49,999,694.44)			
	07/30/10	07/30/10	SOCIETE GENERALE NA COMM PAPER -- 0.000% 08/02/2010	83365SH22	50,000,000.00	(49,999,083.33)	0.00	(49,999,083.33)			
	07/30/10	07/30/10	SOCIETE GENERALE NA COMM PAPER -- 0.000% 08/02/2010	83365SH22	50,000,000.00	(49,999,083.33)	0.00	(49,999,083.33)			
	07/30/10	07/30/10	GOLDMAN SACHS GROUP INC REPO AGRMT DTD 07/30/2010 0.180% 08/02/2010	RE0789009	83,000,000.00	(83,000,000.00)	0.00	(83,000,000.00)			
	07/30/10	07/30/10	CREDIT AGRICOLE NA COMM PAPER -- 0.000% 08/02/2010	22532CH23	50,000,000.00	(49,999,125.00)	0.00	(49,999,125.00)			
	07/30/10	07/30/10	CREDIT AGRICOLE NA COMM PAPER -- 0.000% 08/02/2010	22532CH23	50,000,000.00	(49,999,125.00)	0.00	(49,999,125.00)			
	07/30/10	08/02/10	FNMA NOTES (CALLABLE) DTD 07/29/2010 1.250% 07/29/2013	31398AZ47	3,175,000.00	(3,175,000.00)	(330.73)	(3,175,330.73)			
	07/30/10	08/16/10	FNMA NOTES (CALLABLE) DTD 08/16/2010 1.350% 08/16/2013	31398A2H4	20,895,000.00	(20,895,000.00)	0.00	(20,895,000.00)			
Transaction Type Sub-Total					5,124,070,000.00	(5,123,815,376.24)	(7,097.40)	(5,123,822,473.64)			
INTEREST											
	07/02/10	07/02/10	FFCB BONDS (FLOATING) DTD 11/02/2009 0.328% 11/02/2011	31331G2M0	25,000,000.00	0.00	6,901.04	6,901.04			
	07/03/10	07/03/10	FHLB BONDS (EX-CALLABLE) DTD 07/03/2003 3.150% 01/03/2011	31339XUJ1	8,485,000.00	0.00	133,638.75	133,638.75			



Managed Account Security Transactions & Interest

For the Month Ending **July 31, 2010**

SAN BERNARDINO COUNTY - 76990800

Transaction Type	Trade	Settle	Security Description	CUSIP	Par	Principal Proceeds	Accrued Interest	Total	Realized G/L Cost	Realized G/L Amort Cost	Sale Method
INTEREST											
	07/12/10	07/12/10	FFCB BONDS DTD 01/12/2010 1.100% 01/12/2012	31331JBL6	25,000,000.00	0.00	137,500.00	137,500.00			
	07/12/10	07/12/10	FFCB BONDS DTD 01/12/2009 1.600% 01/12/2011	31331GJY6	25,000,000.00	0.00	200,000.00	200,000.00			
	07/12/10	07/12/10	FFCB BONDS DTD 01/12/2009 1.600% 01/12/2011	31331GJY6	25,000,000.00	0.00	200,000.00	200,000.00			
	07/13/10	07/13/10	FNMA FLOATING GLOBAL NOTES DTD 01/12/2009 0.188% 07/13/2010	31398AUW0	25,500,000.00	0.00	12,105.92	12,105.92			
	07/13/10	07/13/10	FHLB GLOBAL BONDS DTD 04/20/2009 1.060% 07/13/2010	3133XTHR0	25,000,000.00	0.00	61,097.22	61,097.22			
	07/15/10	07/15/10	GOLDMAN SACHS GROUP INC (FDIC) GL NOTES DTD 01/21/2009 1.625% 07/15/2011	38146FAF8	25,000,000.00	0.00	203,125.00	203,125.00			
	07/15/10	07/15/10	GOLDMAN SACHS GROUP INC (FDIC) GL NOTES DTD 01/21/2009 1.625% 07/15/2011	38146FAF8	25,000,000.00	0.00	203,125.00	203,125.00			
	07/16/10	07/16/10	FNMA NOTES (CALLED, OMD 7/16/2012) DTD 07/16/2009 2.125% 07/16/2010	3136FHN27	40,850,000.00	0.00	434,031.25	434,031.25			
	07/16/10	07/16/10	FHLB GLOBAL BONDS DTD 06/19/2008 3.500% 07/16/2010	3133XRN22	50,000,000.00	0.00	875,000.00	875,000.00			
	07/18/10	07/18/10	FHLMC GLOBAL REFERENCE NOTES DTD 12/16/2005 4.750% 01/18/2011	3134A4VJ0	10,000,000.00	0.00	237,500.00	237,500.00			
	07/18/10	07/18/10	FHLMC GLOBAL REFERENCE NOTES DTD 12/16/2005 4.750% 01/18/2011	3134A4VJ0	20,000,000.00	0.00	475,000.00	475,000.00			
	07/18/10	07/18/10	FFCB FLOATING BONDS DTD 05/18/2009 0.431% 05/18/2011	31331GWG0	25,000,000.00	0.00	9,134.17	9,134.17			
	07/18/10	07/18/10	FFCB BONDS DTD 01/18/2008 3.500% 01/18/2011	31331YNJ5	10,000,000.00	0.00	175,000.00	175,000.00			



Managed Account Security Transactions & Interest

For the Month Ending **July 31, 2010**

SAN BERNARDINO COUNTY - 76990800

Transaction Type		Security Description	CUSIP	Par	Principal Proceeds	Accrued Interest	Total	Realized G/L Cost	Realized G/L Amort Cost	Sale Method
Trade	Settle									
INTEREST										
07/19/10	07/19/10	FHLB BONDS (CALLED, OMD 1/19/2012) DTD 01/19/2010 1.200% 07/19/2010	3133XWNW5	25,000,000.00	0.00	150,000.00	150,000.00			
07/20/10	07/20/10	FNMA GLOBAL NOTES (CALLED, OMD 1/20/2012) DTD 01/20/2010 1.500% 07/20/2010	31398AC91	12,500,000.00	0.00	93,750.00	93,750.00			
07/20/10	07/20/10	FNMA GLOBAL NOTES (CALLED, OMD 1/20/2012) DTD 01/20/2010 1.500% 07/20/2010	31398AC91	12,500,000.00	0.00	93,750.00	93,750.00			
07/25/10	07/25/10	FHLB BONDS (CALLABLE) DTD 01/25/2010 1.125% 01/25/2012	3133XWPU7	25,000,000.00	0.00	140,625.00	140,625.00			
07/25/10	07/25/10	FHLMC GLOBAL NOTES (CALLABLE) DTD 01/25/2010 1.375% 01/25/2012	3128X9TM2	25,000,000.00	0.00	171,875.00	171,875.00			
07/26/10	07/26/10	FHLMC (FLOATING) MTN DTD 04/26/2010 0.329% 10/26/2011	3134G1BL7	20,800,000.00	0.00	6,017.96	6,017.96			
07/27/10	07/27/10	FHLB GLOBAL BONDS DTD 06/12/2009 1.625% 07/27/2011	3133XTXH4	11,100,000.00	0.00	90,187.50	90,187.50			
07/30/10	07/30/10	FHLMC GLOBAL NOTES (CALLED, OMD 7/30/12) DTD 04/30/2010 1.500% 07/30/2010	3128X96S4	50,000,000.00	0.00	187,500.00	187,500.00			
07/30/10	07/30/10	CITIGROUP FUNDING INC (FDIC) FLOAT MTN DTD 01/30/2009 0.438% 07/30/2010	17314AAA0	25,000,000.00	0.00	27,667.16	27,667.16			
07/31/10	07/31/10	US TREASURY NOTES DTD 07/31/2008 2.750% 07/31/2010	912828JF8	25,000,000.00	0.00	343,750.00	343,750.00			
07/31/10	07/31/10	US TREASURY NOTES DTD 07/31/2006 4.875% 07/31/2011	912828FN5	25,000,000.00	0.00	609,375.00	609,375.00			
07/31/10	07/31/10	GOLDMAN FS GOVERNMENT MM FUND	38141W273	0.00	0.00	1,114.60	1,114.60			
07/31/10	07/31/10	FIDELITY GOV'T MM FUND 57	316175108	0.00	0.00	196.03	196.03			
07/31/10	07/31/10	FEDERATED PRIME OBLIGATION MUTUAL	60934N203	0.00	0.00	204.85	204.85			



Managed Account Security Transactions & Interest

For the Month Ending **July 31, 2010**

SAN BERNARDINO COUNTY - 76990800

Transaction Type		Security Description	CUSIP	Par	Principal Proceeds	Accrued Interest	Total	Realized G/L Cost	Realized G/L Amort Cost	Sale Method
Trade	Settle									
INTEREST										
07/31/10	07/31/10	US TREASURY NOTES DTD 01/31/2009 0.875% 01/31/2011	912828JY7	25,000,000.00	0.00	109,375.00	109,375.00			
07/31/10	07/31/10	US TREASURY NOTES DTD 01/31/2009 0.875% 01/31/2011	912828JY7	25,000,000.00	0.00	109,375.00	109,375.00			
07/31/10	07/31/10	FEDERATED GOVT OBLIGATIONS FUND	60934N104	0.00	0.00	135.39	135.39			
Transaction Type Sub-Total				671,735,000.00	0.00	5,498,056.84	5,498,056.84			
MATURITY										
07/01/10	07/01/10	FNMA DISC NOTE -- 0.000% 07/01/2010	313589YU1	50,000,000.00	50,000,000.00	0.00	50,000,000.00	51,250.00	0.00	
07/01/10	07/01/10	BNP PARIBAS SF CERT DEPOS DTD 05/26/2010 0.340% 07/01/2010	05566QZ26	20,000,000.00	20,000,000.00	6,800.00	20,006,800.00	0.00	0.00	
07/01/10	07/01/10	CREDIT AGRICOLE NA COMM PAPER -- 0.000% 07/01/2010	22532CG16	50,000,000.00	50,000,000.00	0.00	50,000,000.00	41.67	0.00	
07/01/10	07/01/10	CREDIT AGRICOLE NA COMM PAPER -- 0.000% 07/01/2010	22532CG16	25,000,000.00	25,000,000.00	0.00	25,000,000.00	20.83	0.00	
07/01/10	07/01/10	FHLMC DISC NOTE -- 0.000% 07/01/2010	313397YU9	50,000,000.00	50,000,000.00	0.00	50,000,000.00	56,736.11	0.00	
07/02/10	07/02/10	BNP PARIBAS FINANCE INC COMM PAPER -- 0.000% 07/02/2010	0556N1G23	25,000,000.00	25,000,000.00	0.00	25,000,000.00	354.17	0.00	
07/02/10	07/02/10	BNP PARIBAS SF CERT DEPOS DTD 06/09/2010 0.320% 07/02/2010	05566QZ91	25,000,000.00	25,000,000.00	5,111.11	25,005,111.11	0.00	0.00	
07/02/10	07/02/10	US BANK NA COMM PAPER -- 0.000% 07/02/2010	9033E1G24	50,000,000.00	50,000,000.00	0.00	50,000,000.00	958.33	0.00	
07/02/10	07/02/10	SOCIETE GENERALE NA COMM PAPER -- 0.000% 07/02/2010	83365SG23	50,000,000.00	50,000,000.00	0.00	50,000,000.00	319.44	0.00	
07/02/10	07/02/10	SOCIETE GENERALE NA COMM PAPER -- 0.000% 07/02/2010	83365SG23	50,000,000.00	50,000,000.00	0.00	50,000,000.00	333.33	0.00	



Managed Account Security Transactions & Interest

For the Month Ending **July 31, 2010**

SAN BERNARDINO COUNTY - 76990800

Transaction Type	Trade	Settle	Security Description	CUSIP	Par	Principal Proceeds	Accrued Interest	Total	Realized G/L Cost	Realized G/L Amort Cost	Sale Method
MATURITY											
	07/06/10	07/06/10	SOCIETE GENERALE N AMER COMM PAPER -- 0.000% 07/06/2010	83365SG64	50,000,000.00	50,000,000.00	0.00	50,000,000.00	1,111.11	0.00	
	07/06/10	07/06/10	SOCIETE GENERALE N AMER COMM PAPER -- 0.000% 07/06/2010	83365SG64	50,000,000.00	50,000,000.00	0.00	50,000,000.00	1,111.11	0.00	
	07/06/10	07/06/10	RABOBANK USA FIN CORP COMM PAPER -- 0.000% 07/06/2010	74977LG68	50,000,000.00	50,000,000.00	0.00	50,000,000.00	1,166.67	0.00	
	07/06/10	07/06/10	RABOBANK USA FIN CORP COMM PAPER -- 0.000% 07/06/2010	74977LG68	50,000,000.00	50,000,000.00	0.00	50,000,000.00	1,166.67	0.00	
	07/06/10	07/06/10	US BANK NA COMM PAPER -- 0.000% 07/06/2010	9033E1G65	50,000,000.00	50,000,000.00	0.00	50,000,000.00	2,777.78	0.00	
	07/06/10	07/06/10	NORDEA BANK FINLAND NY CERT DEPOS DTD 06/29/2010 0.150% 07/06/2010	65556Q3B7	40,000,000.00	40,000,000.00	1,166.67	40,001,166.67	0.00	0.00	
	07/07/10	07/07/10	RABOBANK USA FIN CORP COMM PAPER -- 0.000% 07/07/2010	74977LG76	15,000,000.00	15,000,000.00	0.00	15,000,000.00	83.33	0.00	
	07/07/10	07/07/10	RABOBANK USA FIN CORP COMM PAPER -- 0.000% 07/07/2010	74977LG76	50,000,000.00	50,000,000.00	0.00	50,000,000.00	277.78	0.00	
	07/07/10	07/07/10	CREDIT AGRICOLE NA COMM PAPER -- 0.000% 07/07/2010	22532CG73	50,000,000.00	50,000,000.00	0.00	50,000,000.00	319.44	0.00	
	07/07/10	07/07/10	CREDIT AGRICOLE NA COMM PAPER -- 0.000% 07/07/2010	22532CG73	50,000,000.00	50,000,000.00	0.00	50,000,000.00	319.44	0.00	
	07/07/10	07/07/10	SOCIETE GENERALE N AMER COMM PAPER -- 0.000% 07/07/2010	83365SG72	50,000,000.00	50,000,000.00	0.00	50,000,000.00	291.67	0.00	



Managed Account Security Transactions & Interest

For the Month Ending **July 31, 2010**

SAN BERNARDINO COUNTY - 76990800

Transaction Type	Trade	Settle	Security Description	CUSIP	Par	Principal Proceeds	Accrued Interest	Total	Realized G/L Cost	Realized G/L Amort Cost	Sale Method
MATURITY											
	07/07/10	07/07/10	SOCIETE GENERALE N AMER COMM PAPER -- 0.000% 07/07/2010	83365SG72	50,000,000.00	50,000,000.00	0.00	50,000,000.00	291.67	0.00	
	07/08/10	07/08/10	SOCIETE GENERALE N AMER COMM PAPER -- 0.000% 07/08/2010	83365SG80	50,000,000.00	50,000,000.00	0.00	50,000,000.00	319.44	0.00	
	07/08/10	07/08/10	SOCIETE GENERALE N AMER COMM PAPER -- 0.000% 07/08/2010	83365SG80	50,000,000.00	50,000,000.00	0.00	50,000,000.00	319.44	0.00	
	07/08/10	07/08/10	CREDIT AGRICOLE NA COMM PAPER -- 0.000% 07/08/2010	22532CG81	50,000,000.00	50,000,000.00	0.00	50,000,000.00	319.44	0.00	
	07/08/10	07/08/10	CREDIT AGRICOLE NA COMM PAPER -- 0.000% 07/08/2010	22532CG81	50,000,000.00	50,000,000.00	0.00	50,000,000.00	319.44	0.00	
	07/08/10	07/08/10	RABOBANK USA FIN CORP COMM PAPER -- 0.000% 07/08/2010	74977LG84	50,000,000.00	50,000,000.00	0.00	50,000,000.00	277.78	0.00	
	07/08/10	07/08/10	RABOBANK USA FIN CORP COMM PAPER -- 0.000% 07/08/2010	74977LG84	5,000,000.00	5,000,000.00	0.00	5,000,000.00	27.78	0.00	
	07/08/10	07/08/10	NORDEA BANK FINLAND NY CERT DEPOS DTD 06/22/2010 0.250% 07/08/2010	65556Q2X0	25,000,000.00	25,000,000.00	2,777.78	25,002,777.78	0.00	0.00	
	07/09/10	07/09/10	CREDIT AGRICOLE NA COMM PAPER -- 0.000% 07/09/2010	22532CG99	50,000,000.00	50,000,000.00	0.00	50,000,000.00	305.56	0.00	
	07/09/10	07/09/10	CREDIT AGRICOLE NA COMM PAPER -- 0.000% 07/09/2010	22532CG99	50,000,000.00	50,000,000.00	0.00	50,000,000.00	305.56	0.00	
	07/09/10	07/09/10	RABOBANK USA FIN CORP COMM PAPER -- 0.000% 07/09/2010	74977LG92	10,000,000.00	10,000,000.00	0.00	10,000,000.00	52.78	0.00	



Managed Account Security Transactions & Interest

For the Month Ending **July 31, 2010**

SAN BERNARDINO COUNTY - 76990800

Transaction Type	Trade	Settle	Security Description	CUSIP	Par	Principal Proceeds	Accrued Interest	Total	Realized G/L Cost	Realized G/L Amort Cost	Sale Method
MATURITY											
	07/09/10	07/09/10	RABOBANK USA FIN CORP COMM PAPER -- 0.000% 07/09/2010	74977LG92	28,000,000.00	28,000,000.00	0.00	28,000,000.00	147.78	0.00	
	07/09/10	07/09/10	SOCIETE GENERALE NA COMM PAPER -- 0.000% 07/09/2010	83365SG98	50,000,000.00	50,000,000.00	0.00	50,000,000.00	305.56	0.00	
	07/09/10	07/09/10	SOCIETE GENERALE NA COMM PAPER -- 0.000% 07/09/2010	83365SG98	50,000,000.00	50,000,000.00	0.00	50,000,000.00	305.56	0.00	
	07/12/10	07/12/10	SOCIETE GENERALE NA COMM PAPER -- 0.000% 07/12/2010	83365SGC1	50,000,000.00	50,000,000.00	0.00	50,000,000.00	833.33	0.00	
	07/12/10	07/12/10	SOCIETE GENERALE NA COMM PAPER -- 0.000% 07/12/2010	83365SGC1	50,000,000.00	50,000,000.00	0.00	50,000,000.00	833.33	0.00	
	07/12/10	07/12/10	RABOBANK USA FIN CORP COMM PAPER -- 0.000% 07/12/2010	74977LGC5	30,000,000.00	30,000,000.00	0.00	30,000,000.00	450.00	0.00	
	07/12/10	07/12/10	CREDIT AGRICOLE NA COMM PAPER -- 0.000% 07/12/2010	22532CGC2	50,000,000.00	50,000,000.00	0.00	50,000,000.00	875.00	0.00	
	07/12/10	07/12/10	CREDIT AGRICOLE NA COMM PAPER -- 0.000% 07/12/2010	22532CGC2	50,000,000.00	50,000,000.00	0.00	50,000,000.00	875.00	0.00	
	07/13/10	07/13/10	FHLB GLOBAL BONDS DTD 04/20/2009 1.060% 07/13/2010	3133XTHRO	25,000,000.00	25,000,000.00	0.00	25,000,000.00	(79,500.00)	0.00	
	07/13/10	07/13/10	FNMA FLOATING GLOBAL NOTES DTD 01/12/2009 0.188% 07/13/2010	31398AUW0	25,500,000.00	25,500,000.00	0.00	25,500,000.00	13,515.00	0.00	
	07/13/10	07/13/10	CREDIT AGRICOLE NA COMM PAPER -- 0.000% 07/13/2010	22532CGD0	50,000,000.00	50,000,000.00	0.00	50,000,000.00	305.56	0.00	
	07/13/10	07/13/10	CREDIT AGRICOLE NA COMM PAPER -- 0.000% 07/13/2010	22532CGD0	50,000,000.00	50,000,000.00	0.00	50,000,000.00	305.56	0.00	
	07/13/10	07/13/10	RABOBANK USA FIN CORP COMM PAPER -- 0.000% 07/13/2010	74977LGD3	28,000,000.00	28,000,000.00	0.00	28,000,000.00	147.78	0.00	



Managed Account Security Transactions & Interest

For the Month Ending **July 31, 2010**

SAN BERNARDINO COUNTY - 76990800

Transaction Type	Trade	Settle	Security Description	CUSIP	Par	Principal Proceeds	Accrued Interest	Total	Realized G/L Cost	Realized G/L Amort Cost	Sale Method
MATURITY											
	07/13/10	07/13/10	SOCIETE GENERALE NA COMM PAPER -- 0.000% 07/13/2010	83365SGD9	50,000,000.00	50,000,000.00	0.00	50,000,000.00	291.67	0.00	
	07/13/10	07/13/10	SOCIETE GENERALE NA COMM PAPER -- 0.000% 07/13/2010	83365SGD9	50,000,000.00	50,000,000.00	0.00	50,000,000.00	291.67	0.00	
	07/14/10	07/14/10	SOCIETE GENERALE N AMER COMM PAPER -- 0.000% 07/14/2010	83365SGE7	50,000,000.00	50,000,000.00	0.00	50,000,000.00	291.67	0.00	
	07/14/10	07/14/10	SOCIETE GENERALE N AMER COMM PAPER -- 0.000% 07/14/2010	83365SGE7	50,000,000.00	50,000,000.00	0.00	50,000,000.00	291.67	0.00	
	07/14/10	07/14/10	RABOBANK USA FIN CORP COMM PAPER -- 0.000% 07/14/2010	74977LGE1	45,000,000.00	45,000,000.00	0.00	45,000,000.00	225.00	0.00	
	07/14/10	07/14/10	CREDIT AGRICOLE NA COMM PAPER -- 0.000% 07/14/2010	22532CGE8	50,000,000.00	50,000,000.00	0.00	50,000,000.00	277.78	0.00	
	07/14/10	07/14/10	CREDIT AGRICOLE NA COMM PAPER -- 0.000% 07/14/2010	22532CGE8	50,000,000.00	50,000,000.00	0.00	50,000,000.00	277.78	0.00	
	07/15/10	07/15/10	CREDIT AGRICOLE NA COMM PAPER -- 0.000% 07/15/2010	22532CGF5	50,000,000.00	50,000,000.00	0.00	50,000,000.00	263.89	0.00	
	07/15/10	07/15/10	CREDIT AGRICOLE NA COMM PAPER -- 0.000% 07/15/2010	22532CGF5	50,000,000.00	50,000,000.00	0.00	50,000,000.00	263.89	0.00	
	07/15/10	07/15/10	SOCIETE GENERALE NA COMM PAPER -- 0.000% 07/15/2010	83365SGF4	50,000,000.00	50,000,000.00	0.00	50,000,000.00	277.78	0.00	
	07/15/10	07/15/10	SOCIETE GENERALE NA COMM PAPER -- 0.000% 07/15/2010	83365SGF4	50,000,000.00	50,000,000.00	0.00	50,000,000.00	277.78	0.00	
	07/16/10	07/16/10	SOCIETE GENERALE NA COMM PAPER -- 0.000% 07/16/2010	83365SGG2	36,000,000.00	36,000,000.00	0.00	36,000,000.00	200.00	0.00	
	07/16/10	07/16/10	SOCIETE GENERALE NA COMM PAPER -- 0.000% 07/16/2010	83365SGG2	50,000,000.00	50,000,000.00	0.00	50,000,000.00	277.78	0.00	



Managed Account Security Transactions & Interest

For the Month Ending **July 31, 2010**

SAN BERNARDINO COUNTY - 76990800

Transaction Type	Trade	Settle	Security Description	CUSIP	Par	Principal Proceeds	Accrued Interest	Total	Realized G/L Cost	Realized G/L Amort Cost	Sale Method
MATURITY											
	07/16/10	07/16/10	CREDIT AGRICOLE NA COMM PAPER -- 0.000% 07/16/2010	22532CGG3	50,000,000.00	50,000,000.00	0.00	50,000,000.00	319.44	0.00	
	07/16/10	07/16/10	CREDIT AGRICOLE NA COMM PAPER -- 0.000% 07/16/2010	22532CGG3	50,000,000.00	50,000,000.00	0.00	50,000,000.00	319.44	0.00	
	07/16/10	07/16/10	FNMA NOTES (CALLED, OMD 7/16/2012) DTD 07/16/2009 2.125% 07/16/2010	3136FHN27	40,850,000.00	40,850,000.00	0.00	40,850,000.00	(26,144.00)	0.00	
	07/16/10	07/16/10	FHLB GLOBAL BONDS DTD 06/19/2008 3.500% 07/16/2010	3133XRN22	50,000,000.00	50,000,000.00	0.00	50,000,000.00	(650,500.00)	0.00	
	07/19/10	07/19/10	FHLB BONDS (CALLED, OMD 1/19/2012) DTD 01/19/2010 1.200% 07/19/2010	3133XWNW5	25,000,000.00	25,000,000.00	0.00	25,000,000.00	2,500.00	0.00	
	07/19/10	07/19/10	CREDIT AGRICOLE NA COMM PAPER -- 0.000% 07/19/2010	22532CGK4	50,000,000.00	50,000,000.00	0.00	50,000,000.00	958.33	0.00	
	07/19/10	07/19/10	CREDIT AGRICOLE NA COMM PAPER -- 0.000% 07/19/2010	22532CGK4	50,000,000.00	50,000,000.00	0.00	50,000,000.00	958.33	0.00	
	07/19/10	07/19/10	RABOBANK USA FIN CORP COMM PAPER -- 0.000% 07/19/2010	74977LGK7	28,000,000.00	28,000,000.00	0.00	28,000,000.00	420.00	0.00	
	07/19/10	07/19/10	SOCIETE GENERALE NA COMM PAPER -- 0.000% 07/19/2010	83365SGK3	50,000,000.00	50,000,000.00	0.00	50,000,000.00	875.00	0.00	
	07/19/10	07/19/10	SOCIETE GENERALE NA COMM PAPER -- 0.000% 07/19/2010	83365SGK3	50,000,000.00	50,000,000.00	0.00	50,000,000.00	875.00	0.00	
	07/20/10	07/20/10	SOCIETE GENERALE N AMER COMM PAPER -- 0.000% 07/20/2010	83365SGL1	50,000,000.00	50,000,000.00	0.00	50,000,000.00	291.67	0.00	
	07/20/10	07/20/10	SOCIETE GENERALE N AMER COMM PAPER -- 0.000% 07/20/2010	83365SGL1	50,000,000.00	50,000,000.00	0.00	50,000,000.00	291.67	0.00	



Managed Account Security Transactions & Interest

For the Month Ending **July 31, 2010**

SAN BERNARDINO COUNTY - 76990800

Transaction Type	Trade	Settle	Security Description	CUSIP	Par	Principal Proceeds	Accrued Interest	Total	Realized G/L Cost	Realized G/L Amort Cost	Sale Method
MATURITY											
	07/20/10	07/20/10	RABOBANK USA FIN CORP COMM PAPER -- 0.000% 07/20/2010	74977LGL5	10,000,000.00	10,000,000.00	0.00	10,000,000.00	50.00	0.00	
	07/20/10	07/20/10	CREDIT AGRICOLE NA COMM PAPER -- 0.000% 07/20/2010	22532CGL2	50,000,000.00	50,000,000.00	0.00	50,000,000.00	319.44	0.00	
	07/20/10	07/20/10	CREDIT AGRICOLE NA COMM PAPER -- 0.000% 07/20/2010	22532CGL2	50,000,000.00	50,000,000.00	0.00	50,000,000.00	319.44	0.00	
	07/20/10	07/20/10	FNMA GLOBAL NOTES (CALLED, OMD 1/20/2012 DTD 01/20/2010 1.500% 07/20/2010	31398AC91	12,500,000.00	12,500,000.00	0.00	12,500,000.00	0.00	0.00	
	07/20/10	07/20/10	FNMA GLOBAL NOTES (CALLED, OMD 1/20/2012 DTD 01/20/2010 1.500% 07/20/2010	31398AC91	12,500,000.00	12,500,000.00	0.00	12,500,000.00	0.00	0.00	
	07/21/10	07/21/10	BNP PARIBAS SF CERT DEPOS DTD 06/14/2010 0.370% 07/21/2010	05566O2E6	35,000,000.00	35,000,000.00	13,309.72	35,013,309.72	0.00	0.00	
	07/21/10	07/21/10	BNP PARIBAS FINANCE INC COMM PAPER -- 0.000% 07/21/2010	0556N1GM9	50,000,000.00	50,000,000.00	0.00	50,000,000.00	8,555.56	0.00	
	07/21/10	07/21/10	CREDIT AGRICOLE NA COMM PAPER -- 0.000% 07/21/2010	22532CGM0	50,000,000.00	50,000,000.00	0.00	50,000,000.00	305.56	0.00	
	07/21/10	07/21/10	CREDIT AGRICOLE NA COMM PAPER -- 0.000% 07/21/2010	22532CGM0	50,000,000.00	50,000,000.00	0.00	50,000,000.00	305.56	0.00	
	07/21/10	07/21/10	SOCIETE GENERALE NA COMM PAPER -- 0.000% 07/21/2010	83365SGM9	50,000,000.00	50,000,000.00	0.00	50,000,000.00	291.67	0.00	
	07/21/10	07/21/10	SOCIETE GENERALE NA COMM PAPER -- 0.000% 07/21/2010	83365SGM9	50,000,000.00	50,000,000.00	0.00	50,000,000.00	291.67	0.00	
	07/21/10	07/21/10	NORDEA BANK FINLAND NY CERT DEPOS DTD 04/21/2010 0.290% 07/21/2010	65556OL43	10,000,000.00	10,000,000.00	7,330.56	10,007,330.56	(174.70)	0.00	



Managed Account Security Transactions & Interest

For the Month Ending **July 31, 2010**

SAN BERNARDINO COUNTY - 76990800

Transaction Type	Trade	Settle	Security Description	CUSIP	Par	Principal Proceeds	Accrued Interest	Total	Realized G/L Cost	Realized G/L Amort Cost	Sale Method
MATURITY											
	07/22/10	07/22/10	SOCIETE GENERALE NA COMM PAPER -- 0.000% 07/22/2010	83365SGN7	50,000,000.00	50,000,000.00	0.00	50,000,000.00	291.67	0.00	
	07/22/10	07/22/10	SOCIETE GENERALE NA COMM PAPER -- 0.000% 07/22/2010	83365SGN7	50,000,000.00	50,000,000.00	0.00	50,000,000.00	291.67	0.00	
	07/22/10	07/22/10	BNP PARIBAS FINANCE INC COMM PAPER -- 0.000% 07/22/2010	0556N1GN7	12,000,000.00	12,000,000.00	0.00	12,000,000.00	63.33	0.00	
	07/22/10	07/22/10	CREDIT AGRICOLE NA COMM PAPER -- 0.000% 07/22/2010	22532CGN8	50,000,000.00	50,000,000.00	0.00	50,000,000.00	305.56	0.00	
	07/22/10	07/22/10	CREDIT AGRICOLE NA COMM PAPER -- 0.000% 07/22/2010	22532CGN8	50,000,000.00	50,000,000.00	0.00	50,000,000.00	305.56	0.00	
	07/23/10	07/23/10	BNP PARIBAS SF CERT DEPOS DTD 07/06/2010 0.240% 07/23/2010	05566O2T3	25,000,000.00	25,000,000.00	2,833.33	25,002,833.33	0.00	0.00	
	07/23/10	07/23/10	CREDIT AGRICOLE NA COMM PAPER -- 0.000% 07/23/2010	22532CGP3	50,000,000.00	50,000,000.00	0.00	50,000,000.00	291.67	0.00	
	07/23/10	07/23/10	CREDIT AGRICOLE NA COMM PAPER -- 0.000% 07/23/2010	22532CGP3	50,000,000.00	50,000,000.00	0.00	50,000,000.00	291.67	0.00	
	07/23/10	07/23/10	SOCIETE GENERALE NA COMM PAPER -- 0.000% 07/23/2010	83365SGP2	50,000,000.00	50,000,000.00	0.00	50,000,000.00	291.67	0.00	
	07/23/10	07/23/10	SOCIETE GENERALE NA COMM PAPER -- 0.000% 07/23/2010	83365SGP2	50,000,000.00	50,000,000.00	0.00	50,000,000.00	291.67	0.00	
	07/26/10	07/26/10	NORDEA BANK FINLAND NY CERT DEPOS DTD 07/16/2010 0.200% 07/26/2010	65556Q4N0	10,000,000.00	10,000,000.00	555.56	10,000,555.56	0.00	0.00	
	07/26/10	07/26/10	NORDEA BANK FINLAND NY CERT DEPOS DTD 07/16/2010 0.200% 07/26/2010	65556Q4N0	50,000,000.00	50,000,000.00	2,777.78	50,002,777.78	0.00	0.00	
	07/26/10	07/26/10	NORDEA BANK FINLAND NY CERT DEPOS DTD 07/19/2010 0.200% 07/26/2010	65556Q4T7	30,000,000.00	30,000,000.00	1,166.67	30,001,166.67	0.00	0.00	



Managed Account Security Transactions & Interest

For the Month Ending July 31, 2010

SAN BERNARDINO COUNTY - 76990800

Transaction Type	Trade	Settle	Security Description	CUSIP	Par	Principal Proceeds	Accrued Interest	Total	Realized G/L Cost	Realized G/L Amort Cost	Sale Method
MATURITY											
	07/26/10	07/26/10	BNP PARIBAS FINANCE INC COMM PAPER -- 0.000% 07/26/2010	0556N1GS6	15,000,000.00	15,000,000.00	0.00	15,000,000.00	237.50	0.00	
	07/26/10	07/26/10	CREDIT AGRICOLE NA COMM PAPER -- 0.000% 07/26/2010	22532CGS7	50,000,000.00	50,000,000.00	0.00	50,000,000.00	916.67	0.00	
	07/26/10	07/26/10	CREDIT AGRICOLE NA COMM PAPER -- 0.000% 07/26/2010	22532CGS7	50,000,000.00	50,000,000.00	0.00	50,000,000.00	916.67	0.00	
	07/26/10	07/26/10	SOCIETE GENERALE NA COMM PAPER -- 0.000% 07/26/2010	83365SGS6	50,000,000.00	50,000,000.00	0.00	50,000,000.00	875.00	0.00	
	07/26/10	07/26/10	SOCIETE GENERALE NA COMM PAPER -- 0.000% 07/26/2010	83365SGS6	50,000,000.00	50,000,000.00	0.00	50,000,000.00	875.00	0.00	
	07/27/10	07/27/10	SOCIETE GENERALE NA COMM PAPER -- 0.000% 07/27/2010	83365SGT4	50,000,000.00	50,000,000.00	0.00	50,000,000.00	291.67	0.00	
	07/27/10	07/27/10	SOCIETE GENERALE NA COMM PAPER -- 0.000% 07/27/2010	83365SGT4	50,000,000.00	50,000,000.00	0.00	50,000,000.00	291.67	0.00	
	07/27/10	07/27/10	BNP PARIBAS FINANCE INC COMM PAPER -- 0.000% 07/27/2010	0556N1GT4	20,000,000.00	20,000,000.00	0.00	20,000,000.00	111.11	0.00	
	07/27/10	07/27/10	CREDIT AGRICOLE NA COMM PAPER -- 0.000% 07/27/2010	22532CGT5	50,000,000.00	50,000,000.00	0.00	50,000,000.00	291.67	0.00	
	07/27/10	07/27/10	CREDIT AGRICOLE NA COMM PAPER -- 0.000% 07/27/2010	22532CGT5	50,000,000.00	50,000,000.00	0.00	50,000,000.00	291.67	0.00	
	07/28/10	07/28/10	CREDIT AGRICOLE NA COMM PAPER -- 0.000% 07/28/2010	22532CGU2	50,000,000.00	50,000,000.00	0.00	50,000,000.00	305.56	0.00	
	07/28/10	07/28/10	CREDIT AGRICOLE NA COMM PAPER -- 0.000% 07/28/2010	22532CGU2	50,000,000.00	50,000,000.00	0.00	50,000,000.00	305.56	0.00	
	07/28/10	07/28/10	SOCIETE GENERALE NA COMM PAPER -- 0.000% 07/28/2010	83365SGU1	50,000,000.00	50,000,000.00	0.00	50,000,000.00	305.56	0.00	
	07/28/10	07/28/10	SOCIETE GENERALE NA COMM PAPER -- 0.000% 07/28/2010	83365SGU1	50,000,000.00	50,000,000.00	0.00	50,000,000.00	305.56	0.00	



Managed Account Security Transactions & Interest

For the Month Ending **July 31, 2010**

SAN BERNARDINO COUNTY - 76990800

Transaction Type	Trade	Settle	Security Description	CUSIP	Par	Principal Proceeds	Accrued Interest	Total	Realized G/L Cost	Realized G/L Amort Cost	Sale Method
MATURITY											
	07/29/10	07/29/10	SOCIETE GENERALE NA COMM PAPER -- 0.000% 07/29/2010	83365SGV9	50,000,000.00	50,000,000.00	0.00	50,000,000.00	305.56	0.00	
	07/29/10	07/29/10	SOCIETE GENERALE NA COMM PAPER -- 0.000% 07/29/2010	83365SGV9	50,000,000.00	50,000,000.00	0.00	50,000,000.00	305.56	0.00	
	07/29/10	07/29/10	CREDIT AGRICOLE NA COMM PAPER -- 0.000% 07/29/2010	22532CGV0	50,000,000.00	50,000,000.00	0.00	50,000,000.00	305.56	0.00	
	07/29/10	07/29/10	CREDIT AGRICOLE NA COMM PAPER -- 0.000% 07/29/2010	22532CGV0	40,000,000.00	40,000,000.00	0.00	40,000,000.00	244.44	0.00	
	07/30/10	07/30/10	CREDIT AGRICOLE NA COMM PAPER -- 0.000% 07/30/2010	22532CGW8	50,000,000.00	50,000,000.00	0.00	50,000,000.00	305.56	0.00	
	07/30/10	07/30/10	CREDIT AGRICOLE NA COMM PAPER -- 0.000% 07/30/2010	22532CGW8	50,000,000.00	50,000,000.00	0.00	50,000,000.00	305.56	0.00	
	07/30/10	07/30/10	FHLMC GLOBAL NOTES (CALLED, OMD 7/30/12) DTD 04/30/2010 1.500% 07/30/2010	3128X96S4	50,000,000.00	50,000,000.00	0.00	50,000,000.00	7,500.00	0.00	
	07/30/10	07/30/10	RABOBANK USA FIN CORP COMM PAPER -- 0.000% 07/30/2010	74977LGW1	50,000,000.00	50,000,000.00	0.00	50,000,000.00	236.11	0.00	
	07/30/10	07/30/10	RABOBANK USA FIN CORP COMM PAPER -- 0.000% 07/30/2010	74977LGW1	45,000,000.00	45,000,000.00	0.00	45,000,000.00	212.50	0.00	
	07/30/10	07/30/10	CITIGROUP FUNDING INC (FDIC) FLOAT MTN DTD 01/30/2009 0.438% 07/30/2010	17314AAA0	25,000,000.00	25,000,000.00	0.00	25,000,000.00	(16,950.00)	0.00	
	07/30/10	07/30/10	SOCIETE GENERALE NA COMM PAPER -- 0.000% 07/30/2010	83365SGW7	50,000,000.00	50,000,000.00	0.00	50,000,000.00	305.56	0.00	
	07/30/10	07/30/10	SOCIETE GENERALE NA COMM PAPER -- 0.000% 07/30/2010	83365SGW7	50,000,000.00	50,000,000.00	0.00	50,000,000.00	305.56	0.00	
	07/31/10	07/31/10	US TREASURY NOTES DTD 07/31/2008 2.750% 07/31/2010	912828JF8	25,000,000.00	25,000,000.00	0.00	25,000,000.00	(592,773.43)	0.00	



Managed Account Security Transactions & Interest

For the Month Ending **July 31, 2010**

SAN BERNARDINO COUNTY - 76990800

Transaction Type	Trade	Settle	Security Description	CUSIP	Par	Principal Proceeds	Accrued Interest	Total	Realized G/L Cost	Realized G/L Amort Cost	Sale Method
MATURITY											
Transaction Type Sub-Total					5,228,350,000.00	5,228,350,000.00	43,829.18	5,228,393,829.18	(1,185,131.45)	0.00	
SELL											
07/01/10	07/01/10		GOLDMAN FS GOVERNMENT MM FUND	38141W273	47,000,000.00	47,000,000.00	0.00	47,000,000.00	0.00	0.00	FIFO
07/01/10	07/01/10		GOLDMAN FS GOVERNMENT MM FUND	38141W273	3,000,000.00	3,000,000.00	0.00	3,000,000.00	0.00	0.00	FIFO
07/01/10	07/01/10		FEDERATED GOVT OBLIGATIONS FUND	60934N104	7,000,000.00	7,000,000.00	0.00	7,000,000.00	0.00	0.00	FIFO
07/01/10	07/01/10		FEDERATED GOVT OBLIGATIONS FUND	60934N104	43,000,000.00	43,000,000.00	0.00	43,000,000.00	0.00	0.00	FIFO
07/02/10	07/02/10		FIDELITY GOV'T MM FUND 57	316175108	15,000,000.00	15,000,000.00	0.00	15,000,000.00	0.00	0.00	FIFO
07/07/10	07/07/10		FIDELITY GOV'T MM FUND 57	316175108	11,000,000.00	11,000,000.00	0.00	11,000,000.00	0.00	0.00	FIFO
07/07/10	07/07/10		GOLDMAN FS GOVERNMENT MM FUND	38141W273	6,000,000.00	6,000,000.00	0.00	6,000,000.00	0.00	0.00	FIFO
07/07/10	07/07/10		FEDERATED GOVT OBLIGATIONS FUND	60934N104	6,000,000.00	6,000,000.00	0.00	6,000,000.00	0.00	0.00	FIFO
Transaction Type Sub-Total					138,000,000.00	138,000,000.00	0.00	138,000,000.00	0.00	0.00	
Managed Account Sub-Total					11,162,155,000.00	242,534,623.76	5,534,788.62	248,069,412.38	(1,185,131.45)	0.00	
Total Security Transactions					\$11,162,155,000.00	\$242,534,623.76	\$5,534,788.62	\$248,069,412.38	(\$1,185,131.45)	\$0.00	

Bolded items are forward settling trades.