



Customer Service  
PO Box 11813  
Harrisburg, PA 17108-1813

## ACCOUNT STATEMENT

For the Month Ending  
**April 30, 2011**

### SAN BERNARDINO COUNTY

#### Client Management Team

##### **Kenneth Schiebel, CFA**

Managing Director  
One Keystone Plaza, Suite 300  
Harrisburg, PA 17101  
717-232-2723  
schiebelk@pfm.com

#### Contents

Cover/Disclosures  
Summary Statement  
Individual Accounts

#### Accounts included in Statement

76990800      SAN BERNARDINO COUNTY

SAN BERNARDINO COUNTY  
JOHN JOHNSON  
172 WEST THIRD STREET  
1ST FLOOR  
SAN BERNARDINO, CA 92415

**Online Access**    [www.pfm.com](http://www.pfm.com)

**Customer Service**    1-717-232-2723

**Important Disclosures****Important Disclosures**

This statement is for general information purposes only and is not intended to provide specific advice or recommendations. PFM Asset Management LLC ("PFM") is an investment advisor registered with the Securities and Exchange Commission, and is required to maintain a written disclosure statement of our background and business experience. If you would like to receive a copy of our current disclosure statement, please contact Service Operations at the address below.

**Proxy Voting** PFM does not normally receive proxies to vote on behalf of its clients. However, it does on occasion receive consent requests. In the event a consent request is received the portfolio manager contacts the client and then proceeds according to their instructions. PFM's Proxy Voting Policy is available upon request by contacting Service Operations at the address below.

**Questions About an Account** PFM's monthly statement is intended to detail our investment advisory activity as well as the activity of any accounts held by clients in pools that are managed by PFM. The custodian bank maintains the control of assets and executes (i.e., settles) all investment transactions. The custodian statement is the official record of security and cash holdings and transactions. PFM recognizes that clients may use these reports to facilitate record keeping; therefore the custodian bank statement and the PFM statement should be reconciled and differences resolved. Many custodians use a settlement date basis which may result in the need to reconcile due to a timing difference.

**Account Control** PFM does not have the authority to withdraw funds from or deposit funds to the custodian. Our clients retain responsibility for their internal accounting policies; implementing and enforcing internal controls and generating ledger entries or otherwise recording transactions.

**Market Value** Generally, PFM's market prices are derived from closing bid prices as of the last business day of the month as supplied by Interactive Data, Bloomberg or Telerate. Where prices are not available from generally recognized sources the securities are priced using a yield-based matrix system to arrive at an estimated market value. Prices that fall between data points are interpolated. Non-negotiable FDIC-insured bank certificates of deposit are priced at par. Although PFM believes the prices to be reliable, the values of the securities do not always represent the prices at which the securities could have been bought or sold. Explanation of the valuation methods for money market and TERM funds is contained in the appropriate fund information statement.

**Amortized Cost** The original cost of the principal of the security is adjusted for the amount of the periodic reduction of any discount or premium from the purchase date until the date of the report. Discount or premium with respect to short term securities (those with less than one year to maturity at time of issuance) is amortized on a straightline basis. Such discount or premium with respect to longer term securities is amortized using the constant yield basis.

**Tax Reporting** Cost data and realized gains / losses are provided for informational purposes only. Please review for accuracy and consult your tax advisor to determine the tax consequences of your security transactions. PFM does not report such information to the IRS or other taxing authorities and is not responsible for the accuracy of such information that may be required to be reported to federal, state or other taxing authorities.

**Financial Situation** In order to better serve you, PFM should be promptly notified of any material change in your investment objective or financial situation.

**Callable Securities** Securities subject to redemption prior to maturity may be redeemed in whole or in part before maturity, which could affect the yield represented.

**Portfolio** The securities in this portfolio, including shares of mutual funds, are not guaranteed or otherwise protected by PFM, the FDIC (except for certain non-negotiable certificates of deposit) or any government agency. Investment in securities involves risks, including the possible loss of the amount invested.

**Rating** Information provided for ratings is based upon a good faith inquiry of selected sources, but its accuracy and completeness cannot be guaranteed. Shares of some money market and TERM funds are marketed through representatives of PFM's wholly owned subsidiary, PFM Fund Distributors, Inc. PFM Fund Distributors, Inc. is registered with the SEC as a broker/dealer and is a member of the Financial Industry Regulatory Authority ("FINRA") and the Municipal Securities Rulemaking Board ("MSRB"). You may reach the FINRA by calling the FINRA Regulator Public Disclosure Hotline at 1-888-289-9999 or at the FINRA Regulation Internet website address [www.nasd.com](http://www.nasd.com). A brochure describing the FINRA Regulation Public Disclosure Program is also available from the FINRA upon request.

**Key Terms and Definitions**

**Dividends** on money market funds consist of interest earned, plus any discount ratably amortized to the date of maturity, plus all realized gains and losses on the sale of securities prior to maturity, less ratably amortization of any premium and all accrued expenses to the fund. Dividends are accrued daily and may be paid either monthly or quarterly. The monthly earnings on this statement represent the estimated dividend accrued for the month for any program that distributes earnings on a quarterly basis. There is no guarantee that the estimated amount will be paid on the actual distribution date.

**Current Yield** is the net change, exclusive of capital changes and income other than investment income, in the value of a hypothetical fund account with a balance of one share over the seven-day base period including the statement date, expressed as a percentage of the value of one share (normally \$1.00 per share) at the beginning of the seven-day period. This resulting net change in account value is then annualized by multiplying it by 365 and dividing the result by 7. The yields quoted should not be considered a representation of the yield of the fund in the future, since the yield is not fixed.

**Average maturity** represents the average maturity of all securities and investments of a portfolio, determined by multiplying the par or principal value of each security or investment by its maturity (days or years), summing the products, and dividing the sum by the total principal value of the portfolio. The stated maturity date of mortgage backed or callable securities are used in this statement. However the actual maturity of these securities could vary depending on the level or prepayments on the underlying mortgages or whether a callable security has or is still able to be called.

**Monthly distribution yield** represents the net change in the value of one share (normally \$1.00 per share) resulting from all dividends declared during the month by a fund expressed as a percentage of the value of one share at the beginning of the month. This resulting net change is then annualized by multiplying it by 365 and dividing it by the number of calendar days in the month.

**YTM at Cost** The yield to maturity at cost is the expected rate of return, based on the original cost, the annual interest receipts, maturity value and the time period from purchase date to maturity, stated as a percentage.

**YTM at Market** The yield to maturity at market is the rate of return, based on the current market value, the annual interest receipts, maturity value and the time period from purchase date to maturity, stated as a percentage.

**Managed Account** A portfolio of investments managed discretely by PFM according to the client's specific investment policy and requirements. The investments are directly owned by the client and held by the client's custodian.

**Unsettled Trade** A trade which has been executed however the final consummation of the security transaction and payment has not yet taken place.

Please review the detail pages of this statement carefully. If you think your statement is wrong, missing account information, or if you need more information about a transaction, please contact PFM within 60 days of receipt. If you have other concerns or questions regarding your account you should contact a member of your client management team or PFM Service Operations at the address below.

PFM Asset Management LLC  
Attn: Service Operations  
One Keystone Plaza, Suite 300  
N. Front & Market Sts  
Harrisburg, PA 17101



**Account Statement**

For the Month Ending **April 30, 2011**

**Consolidated Summary Statement**

SAN BERNARDINO COUNTY

**Portfolio Summary**

Portfolio Holdings	Cash Dividends and Income	Closing Market Value
PFM Managed Account	1,394,608.95	4,664,874,312.38
Cash Balance	0.00	530,455,693.04
<b>Total</b>	<b>\$1,394,608.95</b>	<b>\$5,195,330,005.42</b>

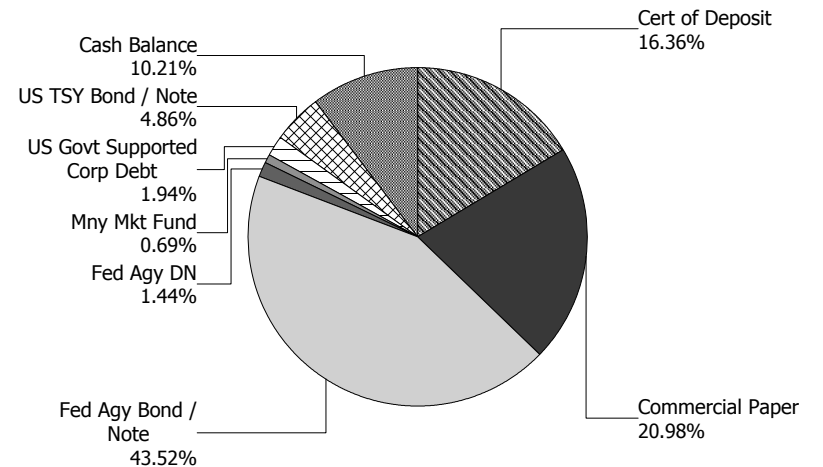
**Investment Allocation**

Investment Type	Closing Market Value	Percent
Certificate of Deposit	849,999,737.50	16.36
Commercial Paper	1,089,862,095.00	20.98
Federal Agency Bond / Note	2,260,591,640.38	43.52
Federal Agency Discount Note	74,993,589.50	1.44
Money Market Fund	36,000,000.00	0.69
U.S. Government Supported Corporate Debt	100,973,000.00	1.94
U.S. Treasury Bond / Note	252,454,250.00	4.86
Cash Balance	530,455,693.04	10.21
<b>Total</b>	<b>\$5,195,330,005.42</b>	<b>100.00%</b>

**Maturity Distribution**

Portfolio Holdings	Closing Market Value	Percent
Under 30 days	1,616,572,848.54	31.12
31 to 60 days	615,504,015.31	11.85
61 to 90 days	351,265,129.65	6.76
91 to 180 days	341,938,396.20	6.58
181 days to 1 year	151,116,195.75	2.91
1 to 2 years	1,039,319,762.08	20.00
2 to 3 years	1,079,613,657.89	20.78
3 to 4 years	0.00	0.00
4 to 5 years	0.00	0.00
Over 5 years	0.00	0.00
<b>Total</b>	<b>\$5,195,330,005.42</b>	<b>100.00%</b>

**Sector Allocation**



**Weighted Average Days to Maturity 325**



## Managed Account Summary Statement

For the Month Ending **April 30, 2011**

SAN BERNARDINO COUNTY - 76990800

### Transaction Summary - Managed Account

<b>Opening Market Value</b>	<b>\$4,560,785,659.94</b>
Maturities/Calls	(7,864,150,000.00)
Principal Dispositions	(190,000,000.00)
Principal Acquisitions	8,125,929,097.99
Unsettled Trades	25,000,000.00
Change in Current Value	7,309,554.45
<b>Closing Market Value</b>	<b>\$4,664,874,312.38</b>

### Cash Transactions Summary - Managed Account

Maturities/Calls	7,864,238,437.50
Sale Proceeds	190,000,000.00
Coupon/Interest Income	3,881,962.20
Principal Payments	0.00
Security Purchases	(8,176,041,667.05)
Net Cash Contribution	117,921,267.35
Reconciling Transactions	0.00

### Earnings Reconciliation (Cash Basis) - Managed Account

Interest/Coupons Received	3,970,399.70
Less Purchased Interest Related to Interest/Coupons	(112,569.06)
Plus Net Realized Gains/Losses	(2,463,221.69)
<b>Total Cash Basis Earnings</b>	<b>\$1,394,608.95</b>

### Cash Balance

<b>Closing Cash Balance</b>	<b>\$0.00</b>
-----------------------------	---------------

### Earnings Reconciliation (Accrual Basis)

	<b>Total</b>
Ending Amortized Value of Securities	4,655,205,030.19
Ending Accrued Interest	10,616,644.04
Plus Proceeds from Sales	190,000,000.00
Plus Proceeds of Maturities/Calls/Principal Payments	7,864,238,437.50
Plus Coupons Received	3,881,962.20
Less Cost of New Purchases	(8,151,041,667.05)
Less Beginning Amortized Value of Securities	(4,559,107,021.07)
Less Beginning Accrued Interest	(10,760,651.83)
<b>Total Accrual Basis Earnings</b>	<b>\$3,032,733.98</b>



## Portfolio Summary and Statistics

For the Month Ending **April 30, 2011**

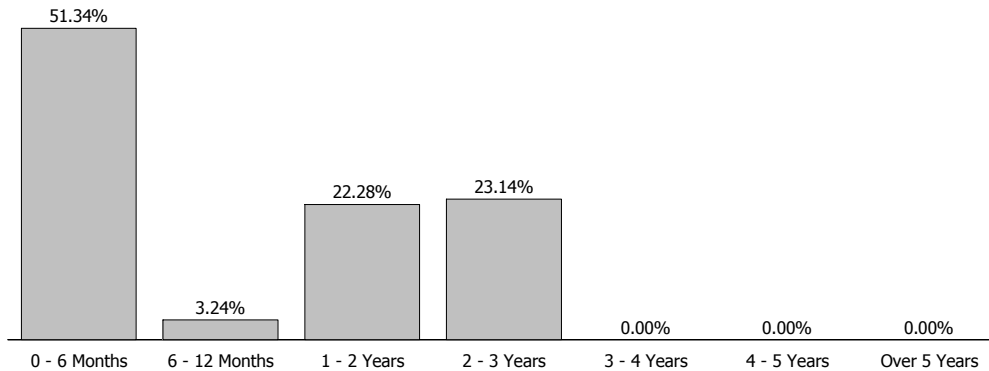
**SAN BERNARDINO COUNTY - 76990800**

### Account Summary

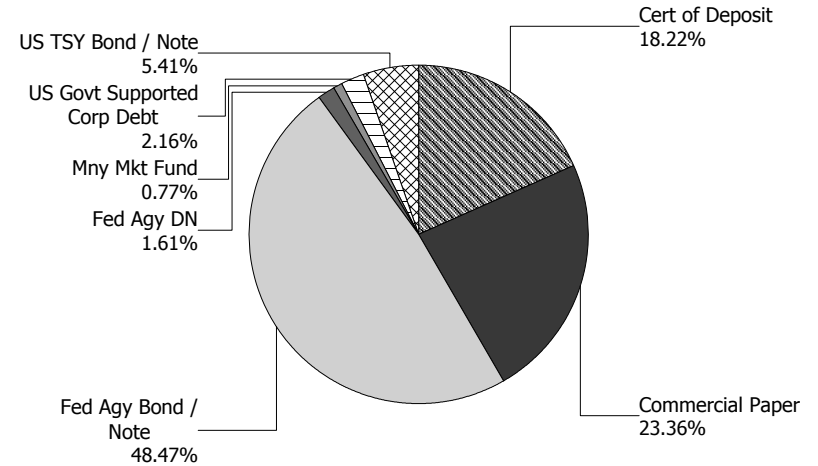
Description	Par Value	Market Value	Percent
U.S. Treasury Bond / Note	250,000,000.00	252,454,250.00	5.41
U.S. Government Supported Corporate Debt	100,000,000.00	100,973,000.00	2.16
Money Market Fund	36,000,000.00	36,000,000.00	0.77
Federal Agency Discount Note	75,000,000.00	74,993,589.50	1.61
Federal Agency Bond / Note	2,241,924,000.00	2,260,591,640.38	48.47
Commercial Paper	1,090,000,000.00	1,089,862,095.00	23.36
Certificate of Deposit	850,000,000.00	849,999,737.50	18.22
<b>Managed Account Sub-Total</b>	<b>4,642,924,000.00</b>	<b>4,664,874,312.38</b>	<b>100.00%</b>
Accrued Interest		10,616,644.04	
<b>Total Portfolio</b>	<b>4,642,924,000.00</b>	<b>4,675,490,956.42</b>	

**Unsettled Trades** **25,000,000.00**    **24,987,770.75**

### Maturity Distribution



### Sector Allocation



### Characteristics

Yield to Maturity at Cost	0.72%
Yield to Maturity at Market	0.45%
Duration to Worst	0.78
Weighted Average Days to Maturity	362



## Managed Account Issuer Summary

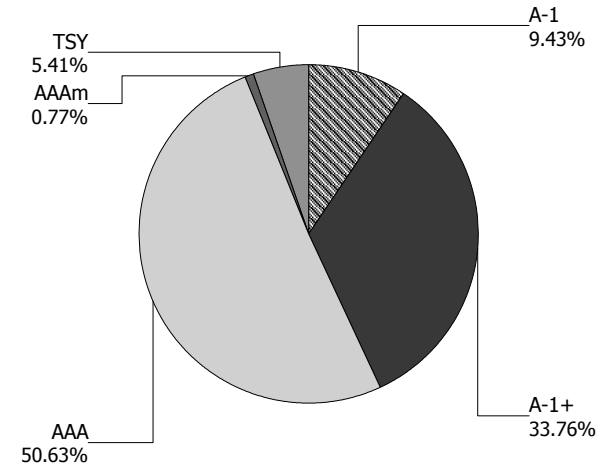
For the Month Ending **April 30, 2011**

SAN BERNARDINO COUNTY - 76990800

### Issuer Summary

Issuer	Market Value of Holdings	Percent
BANK OF AMERICA CORP	149,998,200.00	3.22
BARCLAYS PLC	99,999,899.50	2.14
BNP PARIBAS	200,007,673.00	4.29
CITIGROUP INC	25,401,875.00	0.54
COMMONWEALTH BANK OF AUSTRALIA	74,989,379.50	1.61
CREDIT AGRICOLE SA	149,998,950.00	3.22
FANNIE MAE	999,569,899.31	21.44
FEDERAL FARM CREDIT BANKS	347,669,320.00	7.45
FEDERAL HOME LOAN BANKS	559,954,166.54	12.00
FEDERATED INVESTORS INC	2,000,000.00	0.04
FREDDIE MAC	428,391,844.03	9.18
GENERAL ELECTRIC CO	175,392,240.00	3.76
GOLDMAN SACHS GROUP INC	84,147,750.00	1.80
JP MORGAN CHASE & CO	139,956,100.00	3.00
NORDEA BANK AB	199,977,699.25	4.29
RABOBANK NEDERLAND	199,978,345.75	4.29
ROYAL BANK OF CANADA	74,980,276.50	1.61
SOCIETE GENERALE	149,998,500.00	3.22
SVENSKA HANDELSBANKEN	100,008,904.00	2.14
TORONTO-DOMINION BANK	100,008,440.00	2.14
UNITED STATES TREASURY	252,454,250.00	5.41
US BANCORP	49,985,600.00	1.07
WESTPAC BANKING CORP NY	100,005,000.00	2.14
<b>Total</b>	<b>\$4,664,874,312.38</b>	<b>100.00%</b>

### Credit Quality (S&P Ratings)





**Managed Account Detail of Securities Held**

For the Month Ending **April 30, 2011**

**SAN BERNARDINO COUNTY - 76990800**

Security Type/Description Dated Date/Coupon/Maturity	CUSIP	Par	S&P Rating	Moody's Rating	Trade Date	Settle Date	Original Cost	YTM at Cost	Accrued Interest	Amortized Cost	Market Value
<b>U.S. Treasury Bond / Note</b>											
US TREASURY NOTES DTD 05/31/2009 0.875% 05/31/2011	912828KU3	25,000,000.00	TSY	TSY	05/03/10	05/04/10	25,104,492.18	0.48	91,346.15	25,008,029.75	25,015,625.00
US TREASURY NOTES DTD 07/31/2006 4.875% 07/31/2011	912828FN5	25,000,000.00	TSY	TSY	07/23/09	07/24/09	26,906,250.00	1.05	303,004.14	25,239,200.00	25,298,825.00
US TREASURY NOTES DTD 05/15/2009 1.375% 05/15/2012	912828KP4	5,000,000.00	TSY	TSY	06/05/09	06/08/09	4,948,828.12	1.73	31,716.16	4,981,600.90	5,056,835.00
US TREASURY NOTES DTD 05/15/2009 1.375% 05/15/2012	912828KP4	10,000,000.00	TSY	TSY	06/08/09	06/09/09	9,838,281.25	1.95	63,432.32	9,941,682.80	10,113,670.00
US TREASURY NOTES DTD 05/15/2009 1.375% 05/15/2012	912828KP4	10,000,000.00	TSY	TSY	06/09/09	06/10/09	9,852,343.75	1.90	63,432.32	9,946,731.40	10,113,670.00
US TREASURY NOTES DTD 05/15/2009 1.375% 05/15/2012	912828KP4	25,000,000.00	TSY	TSY	04/06/10	04/07/10	25,088,867.18	1.20	158,580.80	25,044,169.00	25,284,175.00
US TREASURY NOTES DTD 01/15/2010 1.375% 01/15/2013	912828MG2	25,000,000.00	TSY	TSY	12/28/10	12/29/10	25,302,734.38	0.78	100,656.08	25,252,897.75	25,376,950.00
US TREASURY NOTES DTD 03/15/2010 1.375% 03/15/2013	912828MT4	25,000,000.00	TSY	TSY	01/05/11	01/06/11	25,310,546.88	0.80	43,902.85	25,266,132.00	25,378,000.00
US TREASURY NOTES DTD 06/15/2010 1.125% 06/15/2013	912828NH9	25,000,000.00	TSY	TSY	03/28/11	03/29/11	25,117,187.50	0.91	105,855.08	25,112,463.00	25,240,250.00
US TREASURY NOTES DTD 06/15/2010 1.125% 06/15/2013	912828NH9	25,000,000.00	TSY	TSY	03/29/11	03/30/11	25,109,375.00	0.92	105,855.08	25,105,097.00	25,240,250.00
US TREASURY NOTES DTD 07/15/2010 1.000% 07/15/2013	912828NN6	25,000,000.00	TSY	TSY	04/05/11	04/06/11	25,028,320.31	0.95	73,204.42	25,027,485.25	25,168,000.00
US TREASURY NOTES DTD 07/15/2010 1.000% 07/15/2013	912828NN6	25,000,000.00	TSY	TSY	04/06/11	04/07/11	25,000,000.00	1.00	73,204.42	25,000,000.00	25,168,000.00
<b>Security Type Sub-Total</b>		<b>250,000,000.00</b>					<b>252,607,226.55</b>	<b>1.00</b>	<b>1,214,189.82</b>	<b>250,925,488.85</b>	<b>252,454,250.00</b>
<b>U.S. Government Supported Corporate Debt</b>											



### Managed Account Detail of Securities Held

For the Month Ending April 30, 2011

SAN BERNARDINO COUNTY - 76990800

Security Type/Description Dated Date/Coupon/Maturity	CUSIP	Par	S&P Rating	Moody's Rating	Trade Date	Settle Date	Original Cost	YTM at Cost	Accrued Interest	Amortized Cost	Market Value
<b>U.S. Government Supported Corporate Debt</b>											
GOLDMAN SACHS GROUP INC (FDIC) GL NOTES DTD 01/21/2009 1.625% 07/15/2011	38146FAF8	25,000,000.00	AAA	Aaa	01/23/09	01/28/09	24,931,500.00	1.74	119,618.06	24,994,188.00	25,073,875.00
GOLDMAN SACHS GROUP INC (FDIC) GL NOTES DTD 01/21/2009 1.625% 07/15/2011	38146FAF8	25,000,000.00	AAA	Aaa	07/29/09	08/03/09	25,150,500.00	1.31	119,618.06	25,016,021.75	25,073,875.00
GENERAL ELEC CAP CORP (FDIC) GLOBAL NOTE DTD 03/12/2009 2.250% 03/12/2012	36967HAN7	25,000,000.00	AAA	Aaa	03/11/10	03/16/10	25,557,750.00	1.11	76,562.50	25,243,705.75	25,423,375.00
CITIGROUP FUNDING INC (FDIC) GLOBAL NOTE DTD 03/30/2009 2.000% 03/30/2012	17314AAF9	25,000,000.00	AAA	Aaa	03/10/10	03/15/10	25,447,372.25	1.11	43,055.56	25,201,484.25	25,401,875.00
<b>Security Type Sub-Total</b>		<b>100,000,000.00</b>					<b>101,087,122.25</b>	<b>1.32</b>	<b>358,854.18</b>	<b>100,455,399.75</b>	<b>100,973,000.00</b>
<b>Money Market Fund</b>											
FEDERATED PRIME OBLIGATION MUTUAL	60934N203	1,000,000.00	AAAm	Aaa	08/27/08	08/27/08	1,000,000.00	0.01	0.00	1,000,000.00	1,000,000.00
FEDERATED GOVT OBLIGATIONS FUND	60934N104	1,000,000.00	AAAm	Aaa	06/30/10	06/30/10	1,000,000.00	0.01	0.00	1,000,000.00	1,000,000.00
GOLDMAN FS GOVERNMENT MM FUND	38141W273	34,000,000.00	AAAm	Aaa	04/06/11	04/06/11	34,000,000.00	0.01	0.00	34,000,000.00	34,000,000.00
<b>Security Type Sub-Total</b>		<b>36,000,000.00</b>					<b>36,000,000.00</b>	<b>0.01</b>	<b>0.00</b>	<b>36,000,000.00</b>	<b>36,000,000.00</b>
<b>Federal Agency Discount Note</b>											
FHLB DISC NOTE -- 0.000% 05/25/2011	313384GA1	25,000,000.00	A-1+	P-1	05/24/10	05/25/10	24,873,263.89	0.50	0.00	24,991,666.75	24,998,987.75
FHLB DISC NOTE -- 0.000% 05/25/2011	313384GA1	25,000,000.00	A-1+	P-1	05/25/10	05/25/10	24,873,263.89	0.50	0.00	24,991,666.75	24,998,987.75
FNMA DISC NOTE -- 0.000% 07/11/2011	313588HZ1	25,000,000.00	A-1+	P-1	07/20/10	07/20/10	24,901,111.11	0.40	0.00	24,980,277.75	24,995,614.00
<b>Security Type Sub-Total</b>		<b>75,000,000.00</b>					<b>74,647,638.89</b>	<b>0.47</b>	<b>0.00</b>	<b>74,963,611.25</b>	<b>74,993,589.50</b>





**Managed Account Detail of Securities Held**

For the Month Ending **April 30, 2011**

**SAN BERNARDINO COUNTY - 76990800**

<b>Security Type/Description</b>	<b>Dated Date/Coupon/Maturity</b>	<b>CUSIP</b>	<b>Par</b>	<b>S&amp;P Rating</b>	<b>Moody's Rating</b>	<b>Trade Date</b>	<b>Settle Date</b>	<b>Original Cost</b>	<b>YTM at Cost</b>	<b>Accrued Interest</b>	<b>Amortized Cost</b>	<b>Market Value</b>
<b>Federal Agency Bond / Note</b>												
FNMA GLOBAL BENCHMARK NOTES DTD 05/25/2001 6.000% 05/15/2011		31359MJH7	50,000,000.00	AAA	Aaa	11/18/08	11/19/08	53,313,500.00	3.21	1,383,333.33	50,053,429.00	50,106,450.00
FFCB FLOATING BONDS DTD 05/18/2009 0.306% 05/18/2011		31331GWG0	25,000,000.00	AAA	Aaa	05/20/09	05/21/09	25,000,500.00	0.42	2,761.15	25,000,000.00	25,002,075.00
FHLB BONDS DTD 05/24/2010 0.580% 06/10/2011		3133XYNZ4	15,000,000.00	AAA	Aaa	06/02/10	06/03/10	14,998,950.00	0.59	34,075.00	14,999,888.10	15,007,590.00
FHLB BONDS DTD 05/24/2010 0.580% 06/10/2011		3133XYNZ4	15,000,000.00	AAA	Aaa	06/02/10	06/03/10	14,998,950.00	0.59	34,075.00	14,999,888.10	15,007,590.00
FHLB TAP BONDS DTD 05/24/2005 4.250% 06/10/2011		3133XBYA7	25,000,000.00	AAA	Aaa	07/23/08	07/24/08	25,158,250.00	4.01	416,145.83	25,006,280.50	25,104,600.00
FHLB GLOBAL BONDS DTD 05/27/2008 3.375% 06/24/2011		3133XRCW8	30,295,000.00	AAA	Aaa	05/18/10	05/19/10	31,220,512.25	0.58	360,699.84	30,419,412.17	30,430,691.31
FHLB GLOBAL BONDS DTD 06/12/2009 1.625% 07/27/2011		3133XTXH4	11,100,000.00	AAA	Aaa	06/02/10	06/03/10	11,229,392.70	0.61	47,097.92	11,126,937.48	11,139,948.90
FFCB BONDS DTD 06/25/2008 3.875% 08/25/2011		31331YZ86	25,000,000.00	AAA	Aaa	11/05/08	11/06/08	25,518,000.00	3.10	177,604.17	25,060,718.50	25,296,075.00
FFCB BONDS DTD 06/25/2008 3.875% 08/25/2011		31331YZ86	50,000,000.00	AAA	Aaa	11/04/08	11/05/08	50,894,000.00	3.20	355,208.33	50,104,851.00	50,592,150.00
FHLMC (FLOATING) MTN DTD 04/26/2010 0.213% 10/26/2011		3134G1BL7	20,800,000.00	AAA	Aaa	05/06/10	05/07/10	20,795,840.00	0.28	614.18	20,795,840.00	20,807,675.20
FFCB BONDS (FLOATING) DTD 11/02/2009 0.223% 11/02/2011		31331G2M0	25,000,000.00	AAA	Aaa	11/06/09	11/09/09	25,000,000.00	0.22	4,500.04	25,000,000.00	25,006,125.00
FFCB BONDS DTD 01/12/2010 1.100% 01/12/2012		31331JBL6	25,000,000.00	AAA	Aaa	02/18/10	02/19/10	25,065,000.00	0.96	83,263.89	25,024,034.75	25,143,025.00
FHLB BONDS DTD 12/24/2009 1.050% 02/24/2012		3133XWFP9	25,000,000.00	AAA	Aaa	12/29/09	12/30/09	24,854,250.00	1.33	48,854.17	24,944,333.00	25,154,025.00
FHLB GLOBAL BONDS DTD 03/19/2010 1.125% 05/18/2012		3133XXPV3	25,000,000.00	AAA	Aaa	05/11/10	05/12/10	25,035,750.00	1.05	127,343.75	25,018,654.50	25,204,575.00



**Managed Account Detail of Securities Held**

For the Month Ending **April 30, 2011**

**SAN BERNARDINO COUNTY - 76990800**

<b>Security Type/Description Dated Date/Coupon/Maturity</b>	<b>CUSIP</b>	<b>Par</b>	<b>S&amp;P Rating</b>	<b>Moody's Rating</b>	<b>Trade Date</b>	<b>Settle Date</b>	<b>Original Cost</b>	<b>YTM at Cost</b>	<b>Accrued Interest</b>	<b>Amortized Cost</b>	<b>Market Value</b>
<b>Federal Agency Bond / Note</b>											
FFCB NOTES (FLOAT) DTD 08/23/2010 0.215% 05/23/2012	31331JZB2	25,000,000.00	AAA	Aaa	10/05/10	10/06/10	24,997,925.00	0.33	11,621.53	24,997,925.00	25,010,825.00
FNMA NOTES (CALLABLE) DTD 05/25/2010 1.300% 05/25/2012	31398AS37	25,000,000.00	AAA	Aaa	05/10/10	05/25/10	25,016,250.00	1.27	140,833.33	25,001,086.75	25,014,750.00
FNMA NOTES (CALLABLE) DTD 05/25/2010 1.300% 05/25/2012	31398AS37	25,000,000.00	AAA	Aaa	05/27/10	05/28/10	25,022,500.00	1.25	140,833.33	25,001,517.75	25,014,750.00
FHLMC GLOBAL NOTES DTD 05/21/2009 1.750% 06/15/2012	3137EACC1	25,000,000.00	AAA	Aaa	05/11/10	05/12/10	25,329,750.00	1.11	165,277.78	25,177,875.50	25,394,325.00
FHLB GLOBAL BONDS DTD 07/23/2009 1.750% 08/22/2012	3133XUE41	50,000,000.00	AAA	Aaa	07/31/09	08/03/09	49,767,500.00	1.91	167,708.33	49,898,673.00	50,855,550.00
FHLMC GLOBAL REFERENCE NOTES DTD 08/06/2009 2.125% 09/21/2012	3137EACE7	25,000,000.00	AAA	Aaa	12/22/09	12/23/09	25,393,000.00	1.54	59,027.78	25,201,033.50	25,573,150.00
FHLMC (FLOATING) NOTES DTD 10/12/2010 0.230% 10/12/2012	3134G1WN0	25,000,000.00	AAA	Aaa	10/13/10	10/14/10	25,002,500.00	0.32	3,430.56	25,000,000.00	25,011,775.00
FNMA NOTES (EX-CALLABLE) DTD 11/01/2010 0.550% 11/01/2012	31398A5B4	25,000,000.00	AAA	Aaa	11/04/10	11/05/10	25,000,000.00	0.55	68,750.00	25,000,000.00	24,987,400.00
FFCB NOTES DTD 11/02/2010 0.400% 11/02/2012	31331JY56	20,000,000.00	AAA	Aaa	11/22/10	11/23/10	19,904,400.00	0.65	39,777.78	19,925,909.60	19,968,720.00
FHLMC NOTES DTD 10/08/2010 0.515% 11/26/2012	3134G1WT7	8,400,000.00	AAA	Aaa	11/22/10	11/23/10	8,378,412.00	0.64	18,625.83	8,383,106.76	8,398,412.40
FHLMC NOTES DTD 10/08/2010 0.515% 11/26/2012	3134G1WT7	18,989,000.00	AAA	Aaa	11/22/10	11/23/10	18,938,299.37	0.65	42,105.47	18,949,324.76	18,985,411.08
FHLB NOTES DTD 10/30/2009 1.746% 11/30/2012	3133XVMF5	25,000,000.00	AAA	Aaa	12/08/10	12/09/10	25,481,750.00	0.76	183,087.50	25,386,095.50	25,476,650.00
FNMA NOTES (FLOATING) DTD 12/03/2010 0.290% 12/03/2012	31398A6V9	25,000,000.00	AAA	Aaa	01/18/11	01/19/11	24,997,500.00	0.37	12,965.28	24,997,500.00	25,034,000.00
FNMA NOTES (FLOATING) DTD 12/03/2010 0.290% 12/03/2012	31398A6V9	50,000,000.00	AAA	Aaa	12/22/10	12/23/10	49,995,000.00	0.41	25,930.57	49,995,000.00	50,068,000.00



**Managed Account Detail of Securities Held**

For the Month Ending **April 30, 2011**

**SAN BERNARDINO COUNTY - 76990800**

<b>Security Type/Description Dated Date/Coupon/Maturity</b>	<b>CUSIP</b>	<b>Par</b>	<b>S&amp;P Rating</b>	<b>Moody's Rating</b>	<b>Trade Date</b>	<b>Settle Date</b>	<b>Original Cost</b>	<b>YTM at Cost</b>	<b>Accrued Interest</b>	<b>Amortized Cost</b>	<b>Market Value</b>
<b>Federal Agency Bond / Note</b>											
FHLB BONDS DTD 11/04/2009 1.750% 12/14/2012	3133XVNT4	25,000,000.00	AAA	Aaa	12/01/09	12/02/09	25,216,250.00	1.46	166,493.06	25,116,595.50	25,464,300.00
FHLB BONDS DTD 11/04/2009 1.750% 12/14/2012	3133XVNT4	25,000,000.00	AAA	Aaa	12/04/09	12/07/09	25,039,500.00	1.70	166,493.06	25,021,419.00	25,464,300.00
FHLB BONDS DTD 11/04/2009 1.750% 12/14/2012	3133XVNT4	25,000,000.00	AAA	Aaa	11/18/10	11/19/10	25,565,250.00	0.65	166,493.06	25,442,973.00	25,464,300.00
FNMA NOTES (CALLABLE) DTD 12/14/2010 0.800% 12/14/2012	3136FPH83	25,000,000.00	AAA	Aaa	11/30/10	12/14/10	24,996,250.00	0.81	76,111.11	24,996,959.25	25,010,450.00
FNMA NOTES (CALLABLE) DTD 12/21/2010 0.900% 12/21/2012	31398A7B2	25,000,000.00	AAA	Aaa	12/10/10	12/21/10	24,997,500.00	0.91	81,250.00	24,997,948.50	25,019,125.00
FNMA NOTES (CALLABLE) DTD 12/21/2010 0.900% 12/21/2012	31398A7B2	36,050,000.00	AAA	Aaa	12/15/10	12/21/10	36,026,567.50	0.93	117,162.50	36,030,768.77	36,077,578.25
FFCB BONDS DTD 12/24/2009 1.625% 12/24/2012	31331JAB9	25,000,000.00	AAA	Aaa	12/21/09	12/24/09	24,930,000.00	1.72	143,315.97	24,961,130.00	25,437,975.00
FNMA NOTES (CALLABLE) DTD 11/29/2010 0.550% 12/27/2012	31398A6J6	25,000,000.00	AAA	Aaa	11/24/10	11/29/10	24,906,250.00	0.73	47,361.11	24,925,181.25	24,997,525.00
FHLMC NOTES (FLOATING) DTD 01/10/2011 0.280% 01/10/2013	3134G1U69	25,000,000.00	AAA	Aaa	03/24/11	03/25/11	25,010,200.00	0.30	4,152.78	25,008,683.25	25,030,273.45
FHLMC NOTES (FLOATING) DTD 01/10/2011 0.280% 01/10/2013	3134G1U69	50,000,000.00	AAA	Aaa	01/05/11	01/10/11	49,979,800.00	0.39	8,305.56	49,979,800.00	50,060,546.90
FFCB NOTES (FLOATING) DTD 01/14/2011 0.260% 01/14/2013	31331J7K3	50,000,000.00	AAA	Aaa	01/05/11	01/14/11	49,987,500.00	0.36	6,819.44	49,987,500.00	50,043,650.00
FHLB GLOBAL NOTES DTD 12/10/2009 1.500% 01/16/2013	3133XW7L7	25,000,000.00	AAA	Aaa	12/02/10	12/03/10	25,414,250.00	0.71	109,375.00	25,334,390.50	25,383,475.00
FHLMC NOTES (FLOATING) DTD 01/24/2011 0.260% 01/24/2013	3134G1X90	25,000,000.00	AAA	Aaa	01/18/11	01/24/11	24,982,350.00	0.37	1,284.72	24,982,350.00	25,021,725.00
FFCB BONDS (CALLABLE) DTD 02/19/2010 1.670% 02/19/2013	31331JEK5	25,000,000.00	AAA	Aaa	02/19/10	02/22/10	24,887,500.00	1.83	83,500.00	24,931,610.50	25,113,400.00



**Managed Account Detail of Securities Held**

For the Month Ending **April 30, 2011**

**SAN BERNARDINO COUNTY - 76990800**

<b>Security Type/Description Dated Date/Coupon/Maturity</b>	<b>CUSIP</b>	<b>Par</b>	<b>S&amp;P Rating</b>	<b>Moody's Rating</b>	<b>Trade Date</b>	<b>Settle Date</b>	<b>Original Cost</b>	<b>YTM at Cost</b>	<b>Accrued Interest</b>	<b>Amortized Cost</b>	<b>Market Value</b>
<b>Federal Agency Bond / Note</b>											
FNMA GLOBAL BENCHMRK NOTES (EX-CALLABLE) DTD 02/18/2003 4.750% 02/21/2013	31359MQV8	20,000,000.00	AAA	Aaa	02/04/11	02/07/11	21,530,800.00	0.95	184,722.22	21,356,970.60	21,467,820.00
FFCB BONDS DTD 01/15/2010 1.750% 02/21/2013	31331JBV4	25,000,000.00	AAA	Aaa	02/11/10	02/12/10	25,035,250.00	1.70	85,069.44	25,021,233.00	25,465,675.00
FNMA GLOBAL BENCHMRK NOTES (EX-CALLABLE) DTD 02/18/2003 4.750% 02/21/2013	31359MQV8	25,000,000.00	AAA	Aaa	12/16/10	12/17/10	27,054,375.00	0.93	230,902.78	26,706,180.00	26,834,775.00
FHLMC NOTES DTD 02/04/2011 0.750% 03/28/2013	3137EACS6	25,000,000.00	AAA	Aaa	02/04/11	02/07/11	24,881,750.00	0.97	17,187.50	24,894,485.00	25,051,650.00
FFCB BONDS DTD 04/15/2010 1.875% 04/15/2013	31331JKS1	25,000,000.00	AAA	Aaa	04/19/10	04/20/10	25,118,100.00	1.71	20,833.33	25,078,030.25	25,589,625.00
FNMA GLOBAL NOTES DTD 05/21/2010 1.500% 06/26/2013	31398AT44	25,000,000.00	AAA	Aaa	02/02/11	02/03/11	25,307,750.00	0.98	130,208.33	25,276,713.00	25,402,900.00
FHLB NOTES DTD 11/08/2010 0.500% 06/26/2013	313371PM2	40,565,000.00	AAA	Aaa	01/12/11	01/13/11	40,075,786.10	1.00	70,425.35	40,135,038.99	40,332,481.42
FNMA GLOBAL NOTES (EX-CALLABLE) DTD 07/14/2003 4.375% 07/17/2013	31359MSL8	13,500,000.00	AAA	Aaa	01/24/11	01/25/11	14,607,270.00	1.01	170,625.00	14,489,319.02	14,542,996.50
FNMA GLOBAL NOTES (EX-CALLABLE) DTD 07/14/2003 4.375% 07/17/2013	31359MSL8	19,950,000.00	AAA	Aaa	01/20/11	01/21/11	21,609,840.00	0.98	252,145.83	21,426,412.32	21,491,317.05
FNMA NOTES (CALLABLE) DTD 07/29/2010 1.250% 07/29/2013	31398AZ47	3,175,000.00	AAA	Aaa	07/30/10	08/02/10	3,175,000.00	1.25	10,142.36	3,175,000.00	3,182,229.48
FNMA NOTES (CALLABLE) DTD 07/29/2010 1.250% 07/29/2013	31398AZ47	25,000,000.00	AAA	Aaa	07/21/10	07/29/10	24,984,750.00	1.27	79,861.11	24,988,538.25	25,056,925.00
FNMA NOTES (CALLABLE) DTD 07/29/2010 1.250% 07/29/2013	31398AZ47	50,000,000.00	AAA	Aaa	07/21/10	07/29/10	49,969,500.00	1.27	159,722.22	49,977,076.50	50,113,850.00
FNMA NOTES (CALLABLE) DTD 08/16/2010 1.350% 08/16/2013	31398A2H4	20,895,000.00	AAA	Aaa	07/30/10	08/16/10	20,895,000.00	1.35	58,767.19	20,895,000.00	20,901,769.98



### Managed Account Detail of Securities Held

For the Month Ending April 30, 2011

SAN BERNARDINO COUNTY - 76990800

Security Type/Description Dated Date/Coupon/Maturity	CUSIP	Par	S&P Rating	Moody's Rating	Trade Date	Settle Date	Original Cost	YTM at Cost	Accrued Interest	Amortized Cost	Market Value
<b>Federal Agency Bond / Note</b>											
FNMA NOTES DTD 07/09/2010 1.250% 08/20/2013	31398AX31	50,000,000.00	AAA	Aaa	02/01/11	02/02/11	50,324,000.00	0.99	123,263.89	50,292,970.50	50,454,150.00
FNMA NOTES (CALLABLE) DTD 08/27/2010 1.000% 08/27/2013	3136FPCR6	10,390,000.00	AAA	Aaa	08/17/10	08/27/10	10,385,844.00	1.01	18,471.11	10,386,772.35	10,399,091.25
FNMA NOTES (CALLABLE) DTD 08/27/2010 1.000% 08/27/2013	3136FPCR6	39,610,000.00	AAA	Aaa	08/17/10	08/27/10	39,598,117.00	1.01	70,417.78	39,600,771.66	39,644,658.75
FHLMC NOTES (CALLABLE) DTD 09/03/2010 1.150% 09/03/2013	3134G1SB1	25,000,000.00	AAA	Aaa	08/24/10	09/03/10	25,000,000.00	1.15	46,319.44	25,000,000.00	25,016,225.00
FHLB NOTES TAP ISSUE DTD 08/09/2010 1.000% 09/13/2013	313370LB2	25,000,000.00	AAA	Aaa	10/26/10	10/27/10	25,195,250.00	0.73	33,333.33	25,160,944.25	25,056,300.00
FHLB NOTES TAP ISSUE DTD 08/09/2010 1.000% 09/13/2013	313370LB2	25,000,000.00	AAA	Aaa	11/02/10	11/03/10	25,261,750.00	0.63	33,333.33	25,216,914.75	25,056,300.00
FHLB NOTES TAP ISSUE DTD 08/09/2010 1.000% 09/13/2013	313370LB2	25,000,000.00	AAA	Aaa	11/02/10	11/03/10	25,261,775.00	0.63	33,333.33	25,216,935.50	25,056,300.00
FHLB NOTES TAP ISSUE DTD 08/09/2010 1.000% 09/13/2013	313370LB2	25,000,000.00	AAA	Aaa	11/02/10	11/03/10	25,261,780.25	0.63	33,333.33	25,216,939.75	25,056,300.00
FHLB NOTES TAP ISSUE DTD 08/09/2010 1.000% 09/13/2013	313370LB2	25,000,000.00	AAA	Aaa	11/10/10	11/12/10	25,159,475.00	0.77	33,333.33	25,133,403.00	25,056,300.00
FNMA NOTES (CALLABLE) DTD 09/17/2010 1.125% 09/17/2013	31398A3L4	1,980,000.00	AAA	Aaa	09/21/10	09/22/10	1,979,901.00	1.13	2,722.50	1,979,921.59	1,990,688.04
FNMA NOTES (CALLABLE) DTD 09/17/2010 1.125% 09/17/2013	31398A3L4	12,500,000.00	AAA	Aaa	09/21/10	09/22/10	12,499,750.00	1.13	17,187.50	12,499,804.50	12,567,475.00
FNMA NOTES (CALLABLE) DTD 09/17/2010 1.125% 09/17/2013	31398A3L4	12,500,000.00	AAA	Aaa	09/21/10	09/22/10	12,499,750.00	1.13	17,187.50	12,499,804.50	12,567,475.00
FHLMC GLOBAL REFERENCE NOTES DTD 08/20/2008 4.125% 09/27/2013	3137EABS7	25,000,000.00	AAA	Aaa	12/01/10	12/02/10	27,217,500.00	0.93	97,395.83	26,895,693.75	26,912,700.00
FHLMC GLOBAL REFERENCE NOTES DTD 08/20/2008 4.125% 09/27/2013	3137EABS7	25,000,000.00	AAA	Aaa	12/07/10	12/08/10	27,185,500.00	0.96	97,395.83	26,879,414.50	26,912,700.00



**Managed Account Detail of Securities Held**

For the Month Ending **April 30, 2011**

**SAN BERNARDINO COUNTY - 76990800**

<b>Security Type/Description</b>	<b>CUSIP</b>	<b>Par</b>	<b>S&amp;P Rating</b>	<b>Moody's Rating</b>	<b>Trade Date</b>	<b>Settle Date</b>	<b>Original Cost</b>	<b>YTM at Cost</b>	<b>Accrued Interest</b>	<b>Amortized Cost</b>	<b>Market Value</b>
<b>Federal Agency Bond / Note</b>											
FNMA NOTES DTD 08/02/2010 1.125% 09/30/2013	31398A2M3	25,000,000.00	AAA	Aaa	09/09/10	09/10/10	25,041,250.00	1.07	24,218.75	25,032,680.75	25,124,675.00
FNMA NOTES (CALLABLE) DTD 09/30/2010 1.250% 09/30/2013	31398A4D1	25,000,000.00	AAA	Aaa	09/23/10	09/30/10	25,018,625.00	1.22	26,909.72	25,000,000.00	25,026,375.00
FNMA NOTES (CALLABLE) DTD 10/08/2010 1.125% 10/08/2013	31398A4H2	25,000,000.00	AAA	Aaa	09/23/10	10/08/10	25,000,000.00	1.13	17,968.75	25,000,000.00	25,118,175.00
FNMA NOTES (CALLABLE) DTD 10/18/2010 1.000% 10/18/2013	31398A4Q2	5,000,000.00	AAA	Aaa	09/28/10	10/18/10	5,000,000.00	1.00	1,805.56	5,000,000.00	4,996,995.00
FNMA NOTES (CALLABLE) DTD 10/18/2010 1.000% 10/18/2013	31398A4Q2	5,000,000.00	AAA	Aaa	09/28/10	10/18/10	5,000,000.00	1.00	1,805.56	5,000,000.00	4,996,995.00
FNMA NOTES (CALLABLE) DTD 10/18/2010 1.000% 10/18/2013	31398A4Q2	5,000,000.00	AAA	Aaa	09/28/10	10/18/10	5,000,000.00	1.00	1,805.56	5,000,000.00	4,996,995.00
FNMA NOTES (CALLABLE) DTD 10/18/2010 1.000% 10/18/2013	31398A4Q2	5,000,000.00	AAA	Aaa	09/28/10	10/18/10	5,000,000.00	1.00	1,805.56	5,000,000.00	4,996,995.00
FNMA STEP-RATE NOTES (CALLABLE) DTD 10/18/2010 0.625% 10/18/2013	3136FPNT0	25,000,000.00	AAA	Aaa	10/08/10	10/18/10	24,992,500.00	1.05	5,642.36	25,049,395.00	24,972,575.00
FHLMC NOTES DTD 08/20/2010 0.875% 10/28/2013	3137EACL1	25,000,000.00	AAA	Aaa	09/02/10	09/03/10	24,903,675.75	1.00	1,822.92	24,923,751.00	24,941,850.00
FNMA NOTES (CALLABLE) DTD 11/15/2010 0.900% 11/15/2013	31398A5S7	50,000,000.00	AAA	Aaa	11/01/10	11/15/10	50,025,000.00	0.88	207,500.00	50,013,496.50	49,895,650.00
FNMA NOTES (CALLABLE) DTD 11/29/2010 1.000% 11/29/2013	31398A6L1	25,000,000.00	AAA	Aaa	11/12/10	11/29/10	24,957,500.00	1.06	105,555.56	24,963,403.00	24,904,950.00
FHLB NOTES DTD 11/09/2010 0.500% 12/13/2013	313371PU4	845,000.00	AAA	Aaa	12/14/10	12/15/10	827,170.50	1.22	2,018.61	829,387.39	833,256.19
FHLB NOTES DTD 11/09/2010 0.500% 12/13/2013	313371PU4	18,610,000.00	AAA	Aaa	12/14/10	12/15/10	18,217,329.00	1.22	44,457.22	18,266,153.08	18,351,358.22
FNMA NOTES DTD 11/01/2010 0.750% 12/18/2013	31398A5W8	5,545,000.00	AAA	Aaa	03/22/11	03/23/11	5,479,846.25	1.19	15,364.27	5,482,329.02	5,501,405.21



**Managed Account Detail of Securities Held**

For the Month Ending **April 30, 2011**

**SAN BERNARDINO COUNTY - 76990800**

<b>Security Type/Description Dated Date/Coupon/Maturity</b>	<b>CUSIP</b>	<b>Par</b>	<b>S&amp;P Rating</b>	<b>Moody's Rating</b>	<b>Trade Date</b>	<b>Settle Date</b>	<b>Original Cost</b>	<b>YTM at Cost</b>	<b>Accrued Interest</b>	<b>Amortized Cost</b>	<b>Market Value</b>
<b>Federal Agency Bond / Note</b>											
FNMA NOTES DTD 11/01/2010 0.750% 12/18/2013	31398A5W8	25,000,000.00	AAA	Aaa	11/16/10	11/17/10	24,818,000.00	0.99	69,270.83	24,844,510.00	24,803,450.00
FNMA NOTES (CALLABLE) DTD 12/20/2010 1.250% 12/20/2013	31398A6Y3	25,000,000.00	AAA	Aaa	12/03/10	12/20/10	25,000,000.00	1.25	113,715.28	25,000,000.00	24,911,900.00
FNMA NOTES (CALLABLE) DTD 12/30/2010 1.250% 12/30/2013	3136FPQ59	25,000,000.00	AAA	Aaa	12/09/10	12/30/10	24,950,000.00	1.32	105,034.72	24,955,510.25	25,032,700.00
FNMA GLOBAL NOTES (CALLABLE) DTD 01/27/2011 1.375% 01/27/2014	3135G0AH6	25,000,000.00	AAA	Aaa	01/26/11	01/27/11	24,992,500.00	1.39	89,756.94	24,993,141.50	25,059,200.00
FNMA GLOBAL NOTES (CALLABLE) DTD 01/27/2011 1.375% 01/27/2014	3135G0AH6	26,225,000.00	AAA	Aaa	01/26/11	01/27/11	26,216,608.00	1.39	94,155.03	26,217,325.78	26,287,100.80
FHLMC NOTES (CALLABLE) DTD 02/03/2011 1.375% 02/03/2014	3134G1X66	50,000,000.00	AAA	Aaa	01/25/11	02/03/11	49,905,000.00	1.44	168,055.56	49,912,602.50	50,072,900.00
FHLMC NOTES DTD 01/06/2011 1.375% 02/25/2014	3137EACR8	25,000,000.00	AAA	Aaa	02/03/11	02/04/11	24,952,750.00	1.44	109,809.03	24,956,521.00	25,200,525.00
<b>Security Type Sub-Total</b>		<b>2,241,924,000.00</b>					<b>2,260,620,166.67</b>	<b>1.13</b>	<b>8,669,787.52</b>	<b>2,253,027,119.04</b>	<b>2,260,591,640.38</b>
<b>Commercial Paper</b>											
NORDEA NORTH AMERICA INC COMM PAPER -- 0.000% 05/02/2011	6555P1S24	25,000,000.00	A-1+	P-1	02/10/11	02/10/11	24,985,375.00	0.26	0.00	24,999,819.50	24,999,825.00
BNP PARIBAS FINANCE INC COMM PAPER -- 0.000% 05/02/2011	0556N1S20	50,000,000.00	A-1+	P-1	01/28/11	01/31/11	49,955,763.89	0.35	0.00	49,999,514.00	49,999,650.00
SOCIETE GENERALE NA COMM PAPER -- 0.000% 05/02/2011	83365SS20	50,000,000.00	A-1	P-1	04/29/11	04/29/11	49,999,583.33	0.10	0.00	49,999,861.00	49,999,500.00
SOCIETE GENERALE NA COMM PAPER -- 0.000% 05/02/2011	83365SS20	50,000,000.00	A-1	P-1	04/29/11	04/29/11	49,999,583.33	0.10	0.00	49,999,861.00	49,999,500.00
SOCIETE GENERALE NA COMM PAPER -- 0.000% 05/02/2011	83365SS20	50,000,000.00	A-1	P-1	04/29/11	04/29/11	49,999,583.33	0.10	0.00	49,999,861.00	49,999,500.00



**Managed Account Detail of Securities Held**

For the Month Ending **April 30, 2011**

**SAN BERNARDINO COUNTY - 76990800**

<b>Security Type/Description Dated Date/Coupon/Maturity</b>	<b>CUSIP</b>	<b>Par</b>	<b>S&amp;P Rating</b>	<b>Moody's Rating</b>	<b>Trade Date</b>	<b>Settle Date</b>	<b>Original Cost</b>	<b>YTM at Cost</b>	<b>Accrued Interest</b>	<b>Amortized Cost</b>	<b>Market Value</b>
<b>Commercial Paper</b>											
CREDIT AGRICOLE NA COMM PAPER -- 0.000% 05/02/2011	22532CS21	50,000,000.00	A-1+	P-1	04/29/11	04/29/11	49,999,583.33	0.10	0.00	49,999,861.00	49,999,650.00
CREDIT AGRICOLE NA COMM PAPER -- 0.000% 05/02/2011	22532CS21	50,000,000.00	A-1+	P-1	04/29/11	04/29/11	49,999,583.33	0.10	0.00	49,999,861.00	49,999,650.00
CREDIT AGRICOLE NA COMM PAPER -- 0.000% 05/02/2011	22532CS21	50,000,000.00	A-1+	P-1	04/29/11	04/29/11	49,999,583.33	0.10	0.00	49,999,861.00	49,999,650.00
BANK OF AMERICA CORP COMM PAPER -- 0.000% 05/02/2011	0660P1S28	50,000,000.00	A-1	P-1	04/29/11	04/29/11	49,999,666.67	0.08	0.00	49,999,889.00	49,999,400.00
BANK OF AMERICA CORP COMM PAPER -- 0.000% 05/02/2011	0660P1S28	50,000,000.00	A-1	P-1	04/29/11	04/29/11	49,999,666.67	0.08	0.00	49,999,889.00	49,999,400.00
BANK OF AMERICA CORP COMM PAPER -- 0.000% 05/02/2011	0660P1S28	50,000,000.00	A-1	P-1	04/29/11	04/29/11	49,999,666.67	0.08	0.00	49,999,889.00	49,999,400.00
NORDEA NORTH AMERICA INC COMM PAPER -- 0.000% 05/04/2011	6555P1S40	25,000,000.00	A-1+	P-1	03/03/11	03/03/11	24,990,527.78	0.22	0.00	24,999,541.75	24,999,700.00
BNP PARIBAS FINANCE INC COMM PAPER -- 0.000% 05/12/2011	0556N1SC8	25,000,000.00	A-1+	P-1	02/11/11	02/11/11	24,978,750.00	0.34	0.00	24,997,402.75	24,999,050.00
NORDEA NORTH AMERICA INC COMM PAPER -- 0.000% 06/01/2011	6555P1T15	10,000,000.00	A-1+	P-1	03/17/11	03/17/11	9,995,038.89	0.24	0.00	9,997,976.40	9,998,420.00
RABOBANK USA FIN CORP COMM PAPER -- 0.000% 06/01/2011	74977LT15	25,000,000.00	A-1+	P-1	03/03/11	03/03/11	24,985,000.00	0.24	0.00	24,994,833.25	24,997,425.00
JP MORGAN CHASE & CO COMM PAPER -- 0.000% 06/01/2011	466211T18	25,000,000.00	A-1	P-1	03/29/11	03/29/11	24,993,333.33	0.15	0.00	24,996,770.75	24,995,375.00
RABOBANK USA FIN CORP COMM PAPER -- 0.000% 06/01/2011	74977LT15	50,000,000.00	A-1+	P-1	01/26/11	01/26/11	49,947,500.00	0.30	0.00	49,987,083.50	49,994,850.00
BNP PARIBAS FINANCE INC COMM PAPER -- 0.000% 06/07/2011	0556N1T78	25,000,000.00	A-1+	P-1	03/07/11	03/07/11	24,978,277.78	0.34	0.00	24,991,264.00	24,995,225.00





**Managed Account Detail of Securities Held**

For the Month Ending **April 30, 2011**

**SAN BERNARDINO COUNTY - 76990800**

Security Type/Description Dated Date/Coupon/Maturity	CUSIP	Par	S&P Rating	Moody's Rating	Trade Date	Settle Date	Original Cost	YTM at Cost	Accrued Interest	Amortized Cost	Market Value
<b>Commercial Paper</b>											
GENERAL ELEC CAP SVCS COMM PAPER -- 0.000% 06/09/2011	36959ST94	40,000,000.00	A-1+	P-1	03/11/11	03/11/11	39,977,000.00	0.23	0.00	39,990,033.20	39,995,920.00
GENERAL ELEC CAP SVCS COMM PAPER -- 0.000% 06/15/2011	36959STF0	25,000,000.00	A-1+	P-1	03/17/11	03/17/11	24,985,625.00	0.23	0.00	24,992,812.50	24,996,975.00
JP MORGAN CHASE & CO COMM PAPER -- 0.000% 06/16/2011	466211TG5	40,000,000.00	A-1	P-1	03/17/11	03/17/11	39,979,777.78	0.20	0.00	39,989,777.60	39,988,600.00
GENERAL ELECTRIC CO COMM PAPER -- 0.000% 06/22/2011	36960MTN3	15,000,000.00	A-1+	P-1	04/08/11	04/08/11	14,995,000.00	0.16	0.00	14,996,533.35	14,997,705.00
JP MORGAN CHASE & CO COMM PAPER -- 0.000% 06/22/2011	466211TN0	25,000,000.00	A-1	P-1	03/24/11	03/24/11	24,987,500.00	0.20	0.00	24,992,777.75	24,991,675.00
US BANK NA COMM PAPER -- 0.000% 06/22/2011	9033E1TN4	50,000,000.00	A-1+	P-1	04/11/11	04/11/11	49,988,000.00	0.12	0.00	49,991,333.50	49,985,600.00
JP MORGAN CHASE & CO COMM PAPER -- 0.000% 06/29/2011	466211TV2	50,000,000.00	A-1	P-1	03/28/11	03/28/11	49,974,166.67	0.20	0.00	49,983,611.00	49,980,450.00
GENERAL ELEC CAP SVCS COMM PAPER -- 0.000% 07/01/2011	36959SU19	25,000,000.00	A-1+	P-1	03/30/11	03/30/11	24,985,145.83	0.23	0.00	24,990,257.00	24,995,050.00
NORDEA NORTH AMERICA INC COMM PAPER -- 0.000% 07/14/2011	6555P1UE5	15,000,000.00	A-1+	P-1	04/13/11	04/13/11	14,992,525.00	0.20	0.00	14,993,987.55	14,993,160.00
NORDEA NORTH AMERICA INC COMM PAPER -- 0.000% 07/18/2011	6555P1UJ4	25,000,000.00	A-1+	P-1	04/21/11	04/21/11	24,987,777.78	0.20	0.00	24,989,166.75	24,987,775.00
RABOBANK USA FIN CORP COMM PAPER -- 0.000% 08/01/2011	74977LV12	25,000,000.00	A-1+	P-1	02/02/11	02/03/11	24,955,250.00	0.36	0.00	24,977,000.00	24,990,800.00
GENERAL ELEC CAP CORP COMM PAPER -- 0.000% 08/01/2011	36959JV18	45,000,000.00	A-1+	P-1	04/29/11	04/29/11	44,982,375.00	0.15	0.00	44,982,750.15	44,983,215.00
<b>Security Type Sub-Total</b>		<b>1,090,000,000.00</b>					<b>1,089,596,209.72</b>	<b>0.18</b>	<b>0.00</b>	<b>1,089,833,079.25</b>	<b>1,089,862,095.00</b>
<b>Certificate of Deposit</b>											



**Managed Account Detail of Securities Held**

For the Month Ending **April 30, 2011**

**SAN BERNARDINO COUNTY - 76990800**

<b>Security Type/Description</b>	<b>Dated Date/Coupon/Maturity</b>	<b>CUSIP</b>	<b>Par</b>	<b>S&amp;P Rating</b>	<b>Moody's Rating</b>	<b>Trade Date</b>	<b>Settle Date</b>	<b>Original Cost</b>	<b>YTM at Cost</b>	<b>Accrued Interest</b>	<b>Amortized Cost</b>	<b>Market Value</b>
<b>Certificate of Deposit</b>												
NORDEA BANK FINLAND NY CERT DEPOS DTD 02/01/2011 0.270% 05/02/2011		65557VLD1	25,000,000.00	A-1+	P-1	02/08/11	02/08/11	24,999,999.18	0.27	16,687.50	25,000,000.00	25,000,205.00
BARCLAYS BANK PLC NY CERT DEPOS DTD 04/18/2011 0.120% 05/05/2011		06740MYX5	50,000,000.00	A-1+	P-1	04/18/11	04/18/11	50,000,000.00	0.12	2,166.67	50,000,000.00	49,999,959.50
BARCLAYS BANK PLC NY CERT DEPOS DTD 04/15/2011 0.120% 05/06/2011		06740MYV9	50,000,000.00	A-1+	P-1	04/15/11	04/15/11	50,000,000.00	0.12	2,666.67	50,000,000.00	49,999,940.00
RABOBANK NEDERLAND NV NY CERT DEPOS DTD 11/05/2010 0.310% 05/09/2011		74977MPB5	25,000,000.00	A-1+	P-1	01/04/11	01/04/11	25,000,000.00	0.31	38,104.17	25,000,000.00	25,001,115.00
SVENSKA HANDELSBANKEN NY CERT DEPOS DTD 02/11/2011 0.280% 05/12/2011		86959BPP4	15,000,000.00	A-1+	P-1	02/15/11	02/15/11	14,999,999.69	0.28	9,216.67	15,000,000.00	15,000,723.00
BNP PARIBAS SF CERT DEPOS DTD 02/09/2011 0.350% 05/12/2011		05572NAB2	35,000,000.00	A-1+	P-1	02/07/11	02/09/11	35,000,000.00	0.35	27,562.50	35,000,000.00	35,002,502.50
RABOBANK NEDERLAND NV NY CERT DEPOS DTD 11/18/2010 0.310% 05/17/2011		74977JKS0	25,000,000.00	A-1+	P-1	11/18/10	11/18/10	25,000,000.00	0.31	35,305.56	25,000,000.00	25,001,977.50
TORONTO DOMINION BANK NY CERT DEPOS DTD 11/24/2010 0.320% 05/23/2011		89112YNY5	25,000,000.00	A-1+	P-1	11/24/10	11/24/10	25,000,000.00	0.32	35,111.11	25,000,000.00	25,002,702.50
SVENSKA HANDELSBANKEN NY CERT DEPOS DTD 02/23/2011 0.280% 05/23/2011		86959BOH1	50,000,000.00	A-1+	P-1	02/22/11	02/23/11	50,000,617.64	0.28	26,055.56	50,000,152.50	50,004,135.00
TORONTO DOMINION BANK NY CERT DEPOS DTD 01/26/2011 0.250% 05/27/2011		89112YTG8	50,000,000.00	A-1+	P-1	01/26/11	01/26/11	50,000,000.00	0.25	32,986.11	50,000,000.00	50,003,520.00
RABOBANK NEDERLAND NV NY CERT DEPOS DTD 12/07/2010 0.360% 06/01/2011		74977JLA8	25,000,000.00	A-1+	P-1	12/07/10	12/07/10	25,000,000.00	0.36	36,250.00	25,000,000.00	25,004,407.50
BNP PARIBAS SF CERT DEPOS DTD 03/01/2011 0.340% 06/01/2011		05572NBD7	25,000,000.00	A-1+	P-1	03/01/11	03/01/11	25,000,000.00	0.34	14,402.78	25,000,000.00	25,003,967.50
BNP PARIBAS SF CERT DEPOS DTD 03/02/2011 0.340% 06/01/2011		05572NBE5	25,000,000.00	A-1+	P-1	03/02/11	03/02/11	25,000,000.00	0.34	14,166.67	25,000,000.00	25,003,967.50



**Managed Account Detail of Securities Held**

For the Month Ending **April 30, 2011**

**SAN BERNARDINO COUNTY - 76990800**

Security Type/Description Dated Date/Coupon/Maturity	CUSIP	Par	S&P Rating	Moody's Rating	Trade Date	Settle Date	Original Cost	YTM at Cost	Accrued Interest	Amortized Cost	Market Value
<b>Certificate of Deposit</b>											
SVENSKA HANDELSBANKEN NY CERT DEPOS DTD 03/07/2011 0.275% 06/07/2011	86959BQY4	35,000,000.00	A-1+	P-1	03/10/11	03/10/11	35,000,431.82	0.27	14,704.86	35,000,179.55	35,004,046.00
BNP PARIBAS SF CERT DEPOS DTD 03/21/2011 0.330% 06/20/2011	05572NBS4	15,000,000.00	A-1+	P-1	03/21/11	03/21/11	15,000,000.00	0.33	5,637.50	15,000,000.00	15,003,310.50
TORONTO DOMINION BANK NY CERT DEPOS DTD 03/09/2011 0.235% 07/01/2011	89112YWS8	25,000,000.00	A-1+	P-1	03/09/11	03/09/11	25,000,000.00	0.24	8,649.31	25,000,000.00	25,002,217.50
WESTPAC BANKING CORP NY CERT DEPOS DTD 04/01/2011 0.220% 07/01/2011	96121TDD7	50,000,000.00	A-1+	P-1	03/31/11	04/01/11	50,000,000.00	0.22	9,166.67	50,000,000.00	50,003,150.00
WESTPAC BANKING CORP NY CERT DEPOS DTD 04/05/2011 0.210% 07/05/2011	96121TDH8	50,000,000.00	A-1+	P-1	04/04/11	04/05/11	50,000,000.00	0.21	7,583.33	50,000,000.00	50,001,850.00
NORDEA BANK FINLAND NY CERT DEPOS DTD 04/18/2011 0.210% 07/18/2011	65557VOR5	50,000,000.00	A-1+	P-1	04/18/11	04/18/11	50,000,000.00	0.21	3,791.67	50,000,000.00	49,999,945.50
NORDEA BANK FINLAND NY CERT DEPOS DTD 04/21/2011 0.190% 07/20/2011	65557VRA1	25,000,000.00	A-1+	P-1	04/21/11	04/21/11	25,000,000.00	0.19	1,319.44	25,000,000.00	24,998,668.75
ROYAL BANK OF CANADA NY CERT DEPOS DTD 04/07/2011 0.240% 09/06/2011	78009J4X0	25,000,000.00	A-1+	P-1	04/07/11	04/07/11	25,000,000.00	0.24	4,000.00	25,000,000.00	24,996,448.50
CBA AUSTRALIA CERT DEPOS DTD 03/10/2011 0.290% 09/09/2011	20271EGO6	25,000,000.00	A-1+	P-1	03/09/11	03/10/11	25,000,000.00	0.29	10,472.22	25,000,000.00	25,000,577.50
ROYAL BANK OF CANADA NY CERT DEPOS DTD 03/30/2011 0.240% 09/30/2011	78009J4G7	25,000,000.00	A-1+	P-1	03/30/11	03/30/11	25,000,000.00	0.24	5,333.33	25,000,000.00	24,992,438.00
CBA AUSTRALIA CERT DEPOS DTD 04/07/2011 0.270% 10/07/2011	20271EGS2	50,000,000.00	A-1+	P-1	04/05/11	04/07/11	50,000,000.00	0.27	9,000.00	50,000,000.00	49,988,802.00
ROYAL BANK OF CANADA NY CERT DEPOS DTD 04/11/2011 0.250% 10/11/2011	78009J5B7	25,000,000.00	A-1+	P-1	04/11/11	04/11/11	25,000,000.00	0.25	3,472.22	25,000,000.00	24,991,390.00
<b>RABOBANK NEDERLAND NV NY CERT DEPOS DTD 05/03/2011 0.260% 10/31/2011</b>	<b>74977MVP7</b>	<b>25,000,000.00</b>	<b>A-1+</b>	<b>P-1</b>	<b>04/29/11</b>	<b>05/03/11</b>	<b>25,000,000.00</b>	<b>0.26</b>	<b>0.00</b>	<b>25,000,000.00</b>	<b>24,987,770.75</b>
<b>Security Type Sub-Total</b>		<b>850,000,000.00</b>					<b>850,001,048.33</b>	<b>0.25</b>	<b>373,812.52</b>	<b>850,000,332.05</b>	<b>849,999,737.50</b>



### Managed Account Detail of Securities Held

For the Month Ending **April 30, 2011**

**SAN BERNARDINO COUNTY - 76990800**

<b>Security Type/Description</b>	<b>S&amp;P</b>	<b>Moody's</b>	<b>Trade</b>	<b>Settle</b>	<b>Original</b>	<b>YTM</b>	<b>Accrued</b>	<b>Amortized</b>	<b>Market</b>	
<b>Dated Date/Coupon/Maturity</b>	<b>Rating</b>	<b>Rating</b>	<b>Date</b>	<b>Date</b>	<b>Cost</b>	<b>at Cost</b>	<b>Interest</b>	<b>Cost</b>	<b>Value</b>	
<b>CUSIP</b>	<b>Par</b>									
<b>Managed Account Sub-Total</b>					<b>4,642,924,000.00</b>	<b>4,664,559,412.41</b>	<b>0.72</b>	<b>10,616,644.04</b>	<b>4,655,205,030.19</b>	<b>4,664,874,312.38</b>
<b>Securities Sub-Total</b>					<b>\$4,642,924,000.00</b>	<b>\$4,664,559,412.41</b>	<b>0.72%</b>	<b>\$10,616,644.04</b>	<b>\$4,655,205,030.19</b>	<b>\$4,664,874,312.38</b>
<b>Accrued Interest</b>										<b>\$10,616,644.04</b>
<b>Total Investments</b>										<b>\$4,675,490,956.42</b>

Bolded items are forward settling trades.



**Managed Account Fair Market Value & Analytics**

For the Month Ending **April 30, 2011**

**SAN BERNARDINO COUNTY - 76990800**

<b>Security Type/Description</b>	<b>CUSIP</b>	<b>Par</b>	<b>Broker</b>	<b>Next Call Date</b>	<b>Market Price</b>	<b>Market Value</b>	<b>Unreal G/L On Cost</b>	<b>Unreal G/L Amort Cost</b>	<b>Duration to Worst</b>	<b>YTM at Mkt</b>
<b>U.S. Treasury Bond / Note</b>										
US TREASURY NOTES DTD 05/31/2009 0.875% 05/31/2011	912828KU3	25,000,000.00	GOLDMAN		100.06	25,015,625.00	(88,867.18)	7,595.25	0.09	0.14
US TREASURY NOTES DTD 07/31/2006 4.875% 07/31/2011	912828FN5	25,000,000.00	CSFB		101.20	25,298,825.00	(1,607,425.00)	59,625.00	0.25	0.17
US TREASURY NOTES DTD 05/15/2009 1.375% 05/15/2012	912828KP4	5,000,000.00	DEUTSCHE		101.14	5,056,835.00	108,006.88	75,234.10	1.03	0.28
US TREASURY NOTES DTD 05/15/2009 1.375% 05/15/2012	912828KP4	10,000,000.00	CITIGRP		101.14	10,113,670.00	275,388.75	171,987.20	1.03	0.28
US TREASURY NOTES DTD 05/15/2009 1.375% 05/15/2012	912828KP4	10,000,000.00	CSFB		101.14	10,113,670.00	261,326.25	166,938.60	1.03	0.28
US TREASURY NOTES DTD 05/15/2009 1.375% 05/15/2012	912828KP4	25,000,000.00	DEUTSCHE		101.14	25,284,175.00	195,307.82	240,006.00	1.03	0.28
US TREASURY NOTES DTD 01/15/2010 1.375% 01/15/2013	912828MG2	25,000,000.00	DEUTSCHE		101.51	25,376,950.00	74,215.62	124,052.25	1.69	0.49
US TREASURY NOTES DTD 03/15/2010 1.375% 03/15/2013	912828MT4	25,000,000.00	CITIGRP		101.51	25,378,000.00	67,453.12	111,868.00	1.85	0.56
US TREASURY NOTES DTD 06/15/2010 1.125% 06/15/2013	912828NH9	25,000,000.00	DEUTSCHE		100.96	25,240,250.00	123,062.50	127,787.00	2.09	0.67
US TREASURY NOTES DTD 06/15/2010 1.125% 06/15/2013	912828NH9	25,000,000.00	BK AMER		100.96	25,240,250.00	130,875.00	135,153.00	2.09	0.67
US TREASURY NOTES DTD 07/15/2010 1.000% 07/15/2013	912828NN6	25,000,000.00	GOLDMAN		100.67	25,168,000.00	139,679.69	140,514.75	2.18	0.69
US TREASURY NOTES DTD 07/15/2010 1.000% 07/15/2013	912828NN6	25,000,000.00	JPMCHASE		100.67	25,168,000.00	168,000.00	168,000.00	2.18	0.69
<b>Security Type Sub-Total</b>		<b>250,000,000.00</b>				<b>252,454,250.00</b>	<b>(152,976.55)</b>	<b>1,528,761.15</b>	<b>1.45</b>	<b>0.46</b>
<b>U.S. Government Supported Corporate Debt</b>										
GOLDMAN SACHS GROUP INC (FDIC) GL NOTES DTD 01/21/2009 1.625% 07/15/2011	38146FAF8	25,000,000.00	CITIGRP		100.30	25,073,875.00	142,375.00	79,687.00	0.21	0.21



**Managed Account Fair Market Value & Analytics**

For the Month Ending **April 30, 2011**

**SAN BERNARDINO COUNTY - 76990800**

<b>Security Type/Description</b>	<b>Dated Date/Coupon/Maturity</b>	<b>CUSIP</b>	<b>Par</b>	<b>Broker</b>	<b>Next Call Date</b>	<b>Market Price</b>	<b>Market Value</b>	<b>Unreal G/L On Cost</b>	<b>Unreal G/L Amort Cost</b>	<b>Duration to Worst</b>	<b>YTM at Mkt</b>
<b>U.S. Government Supported Corporate Debt</b>											
GOLDMAN SACHS GROUP INC (FDIC) GL NOTES DTD 01/21/2009 1.625% 07/15/2011		38146FAF8	25,000,000.00	GOLDMAN		100.30	25,073,875.00	(76,625.00)	57,853.25	0.21	0.21
GENERAL ELEC CAP CORP (FDIC) GLOBAL NOTE DTD 03/12/2009 2.250% 03/12/2012		36967HAN7	25,000,000.00	DEUTSCHE		101.69	25,423,375.00	(134,375.00)	179,669.25	0.86	0.29
CITIGROUP FUNDING INC (FDIC) GLOBAL NOTE DTD 03/30/2009 2.000% 03/30/2012		17314AAF9	25,000,000.00	CSFB		101.61	25,401,875.00	(45,497.25)	200,390.75	0.91	0.24
<b>Security Type Sub-Total</b>			<b>100,000,000.00</b>				<b>100,973,000.00</b>	<b>(114,122.25)</b>	<b>517,600.25</b>	<b>0.55</b>	<b>0.24</b>
<b>Money Market Fund</b>											
FEDERATED PRIME OBLIGATION MUTUAL		60934N203	1,000,000.00			1.00	1,000,000.00	0.00	0.00	0.00	0.01
FEDERATED GOVT OBLIGATIONS FUND		60934N104	1,000,000.00			1.00	1,000,000.00	0.00	0.00	0.00	0.01
GOLDMAN FS GOVERNMENT MM FUND		38141W273	34,000,000.00			1.00	34,000,000.00	0.00	0.00	0.00	0.01
<b>Security Type Sub-Total</b>			<b>36,000,000.00</b>				<b>36,000,000.00</b>	<b>0.00</b>	<b>0.00</b>	<b>0.00</b>	<b>0.01</b>
<b>Federal Agency Discount Note</b>											
FHLB DISC NOTE -- 0.000% 05/25/2011		313384GA1	25,000,000.00	CSFB		100.00	24,998,987.75	125,723.86	7,321.00	0.07	0.06
FHLB DISC NOTE -- 0.000% 05/25/2011		313384GA1	25,000,000.00	MIZUHO		100.00	24,998,987.75	125,723.86	7,321.00	0.07	0.06
FNMA DISC NOTE -- 0.000% 07/11/2011		313588HZ1	25,000,000.00	MIZUHO		99.98	24,995,614.00	94,502.89	15,336.25	0.20	0.09
<b>Security Type Sub-Total</b>			<b>75,000,000.00</b>				<b>74,993,589.50</b>	<b>345,950.61</b>	<b>29,978.25</b>	<b>0.11</b>	<b>0.07</b>
<b>Federal Agency Bond / Note</b>											



**Managed Account Fair Market Value & Analytics**

For the Month Ending **April 30, 2011**

**SAN BERNARDINO COUNTY - 76990800**

<b>Security Type/Description</b>	<b>CUSIP</b>	<b>Par</b>	<b>Broker</b>	<b>Next Call Date</b>	<b>Market Price</b>	<b>Market Value</b>	<b>Unreal G/L On Cost</b>	<b>Unreal G/L Amort Cost</b>	<b>Duration to Worst</b>	<b>YTM at Mkt</b>
<b>Federal Agency Bond / Note</b>										
FNMA GLOBAL BENCHMARK NOTES DTD 05/25/2001 6.000% 05/15/2011	31359MJH7	50,000,000.00	CITIGRP		100.21	50,106,450.00	(3,207,050.00)	53,021.00	0.04	0.86
FFCB FLOATING BONDS DTD 05/18/2009 0.306% 05/18/2011	31331GWG0	25,000,000.00	GOLDMAN		100.01	25,002,075.00	1,575.00	2,075.00	0.05	0.14
FHLB BONDS DTD 05/24/2010 0.580% 06/10/2011	3133XYNZ4	15,000,000.00	GOLDMAN		100.05	15,007,590.00	8,640.00	7,701.90	0.11	0.12
FHLB BONDS DTD 05/24/2010 0.580% 06/10/2011	3133XYNZ4	15,000,000.00	USBPJ		100.05	15,007,590.00	8,640.00	7,701.90	0.11	0.12
FHLB TAP BONDS DTD 05/24/2005 4.250% 06/10/2011	3133XBYA7	25,000,000.00	BK AMER		100.42	25,104,600.00	(53,650.00)	98,319.50	0.11	0.47
FHLB GLOBAL BONDS DTD 05/27/2008 3.375% 06/24/2011	3133XRCW8	30,295,000.00	BARCLAYS		100.45	30,430,691.31	(789,820.94)	11,279.14	0.15	0.38
FHLB GLOBAL BONDS DTD 06/12/2009 1.625% 07/27/2011	3133XTXH4	11,100,000.00	JPMCHASE		100.36	11,139,948.90	(89,443.80)	13,011.42	0.24	0.13
FFCB BONDS DTD 06/25/2008 3.875% 08/25/2011	31331YZ86	25,000,000.00	BARCLAYS		101.18	25,296,075.00	(221,925.00)	235,356.50	0.32	0.16
FFCB BONDS DTD 06/25/2008 3.875% 08/25/2011	31331YZ86	50,000,000.00	BARCLAYS		101.18	50,592,150.00	(301,850.00)	487,299.00	0.32	0.16
FHLMC (FLOATING) MTN DTD 04/26/2010 0.213% 10/26/2011	3134G1BL7	20,800,000.00	MIZUHO		100.04	20,807,675.20	11,835.20	11,835.20	0.49	0.14
FFCB BONDS (FLOATING) DTD 11/02/2009 0.223% 11/02/2011	31331G2M0	25,000,000.00	MORGANST		100.02	25,006,125.00	6,125.00	6,125.00	0.51	0.18
FFCB BONDS DTD 01/12/2010 1.100% 01/12/2012	31331JBL6	25,000,000.00	UBS AG		100.57	25,143,025.00	78,025.00	118,990.25	0.70	0.28
FHLB BONDS DTD 12/24/2009 1.050% 02/24/2012	3133XWFP9	25,000,000.00	CSFB		100.62	25,154,025.00	299,775.00	209,692.00	0.81	0.29
FHLB GLOBAL BONDS DTD 03/19/2010 1.125% 05/18/2012	3133XXPV3	25,000,000.00	UBS AG		100.82	25,204,575.00	168,825.00	185,920.50	1.04	0.34
FFCB NOTES (FLOAT) DTD 08/23/2010 0.215% 05/23/2012	31331JZB2	25,000,000.00	GOLDMAN		100.04	25,010,825.00	12,900.00	12,900.00	1.06	0.18



**Managed Account Fair Market Value & Analytics**

For the Month Ending **April 30, 2011**

**SAN BERNARDINO COUNTY - 76990800**

<b>Security Type/Description</b>	<b>CUSIP</b>	<b>Par</b>	<b>Broker</b>	<b>Next Call Date</b>	<b>Market Price</b>	<b>Market Value</b>	<b>Unreal G/L On Cost</b>	<b>Unreal G/L Amort Cost</b>	<b>Duration to Worst</b>	<b>YTM at Mkt</b>
<b>Federal Agency Bond / Note</b>										
FNMA NOTES (CALLABLE) DTD 05/25/2010 1.300% 05/25/2012	31398AS37	25,000,000.00	CITIGRP	05/25/11	100.06	25,014,750.00	(1,500.00)	13,663.25	0.07	1.24
FNMA NOTES (CALLABLE) DTD 05/25/2010 1.300% 05/25/2012	31398AS37	25,000,000.00	CITIGRP	05/25/11	100.06	25,014,750.00	(7,750.00)	13,232.25	0.07	1.24
FHLMC GLOBAL NOTES DTD 05/21/2009 1.750% 06/15/2012	3137EACC1	25,000,000.00	CITIGRP		101.58	25,394,325.00	64,575.00	216,449.50	1.11	0.34
FHLB GLOBAL BONDS DTD 07/23/2009 1.750% 08/22/2012	3133XUE41	50,000,000.00	CSFB		101.71	50,855,550.00	1,088,050.00	956,877.00	1.30	0.44
FHLMC GLOBAL REFERENCE NOTES DTD 08/06/2009 2.125% 09/21/2012	3137EACE7	25,000,000.00	BARCLAYS		102.29	25,573,150.00	180,150.00	372,116.50	1.37	0.47
FHLMC (FLOATING) NOTES DTD 10/12/2010 0.230% 10/12/2012	3134G1WN0	25,000,000.00	GILFORD		100.05	25,011,775.00	9,275.00	11,775.00	1.45	0.20
FNMA NOTES (EX-CALLABLE) DTD 11/01/2010 0.550% 11/01/2012	31398A5B4	25,000,000.00	MIZUHO	11/01/11	99.95	24,987,400.00	(12,600.00)	(12,600.00)	1.49	0.58
FFCB NOTES DTD 11/02/2010 0.400% 11/02/2012	31331JY56	20,000,000.00	BARCLAYS		99.84	19,968,720.00	64,320.00	42,810.40	1.50	0.50
FHLMC NOTES DTD 10/08/2010 0.515% 11/26/2012	3134G1WT7	8,400,000.00	GILFORD		99.98	8,398,412.40	20,000.40	15,305.64	1.56	0.53
FHLMC NOTES DTD 10/08/2010 0.515% 11/26/2012	3134G1WT7	18,989,000.00	MORGANST		99.98	18,985,411.08	47,111.71	36,086.32	1.56	0.53
FHLB NOTES DTD 10/30/2009 1.746% 11/30/2012	3133XVMF5	25,000,000.00	MORGANST		101.91	25,476,650.00	(5,100.00)	90,554.50	1.55	0.54
FNMA NOTES (FLOATING) DTD 12/03/2010 0.290% 12/03/2012	31398A6V9	25,000,000.00	JPMCHASE		100.14	25,034,000.00	36,500.00	36,500.00	1.59	0.21
FNMA NOTES (FLOATING) DTD 12/03/2010 0.290% 12/03/2012	31398A6V9	50,000,000.00	UBS AG		100.14	50,068,000.00	73,000.00	73,000.00	1.59	0.21
FHLB BONDS DTD 11/04/2009 1.750% 12/14/2012	3133XVNT4	25,000,000.00	BARCLAYS		101.86	25,464,300.00	248,050.00	347,704.50	1.59	0.60
FHLB BONDS DTD 11/04/2009 1.750% 12/14/2012	3133XVNT4	25,000,000.00	GILFORD		101.86	25,464,300.00	424,800.00	442,881.00	1.59	0.60





**Managed Account Fair Market Value & Analytics**

For the Month Ending **April 30, 2011**

**SAN BERNARDINO COUNTY - 76990800**

<b>Security Type/Description</b>	<b>CUSIP</b>	<b>Par</b>	<b>Broker</b>	<b>Next Call Date</b>	<b>Market Price</b>	<b>Market Value</b>	<b>Unreal G/L On Cost</b>	<b>Unreal G/L Amort Cost</b>	<b>Duration to Worst</b>	<b>YTM at Mkt</b>
<b>Federal Agency Bond / Note</b>										
FHLB BONDS DTD 11/04/2009 1.750% 12/14/2012	3133XVNT4	25,000,000.00	BARCLAYS		101.86	25,464,300.00	(100,950.00)	21,327.00	1.59	0.60
FNMA NOTES (CALLABLE) DTD 12/14/2010 0.800% 12/14/2012	3136FPH83	25,000,000.00	UBS AG	06/14/11	100.04	25,010,450.00	14,200.00	13,490.75	0.12	0.77
FNMA NOTES (CALLABLE) DTD 12/21/2010 0.900% 12/21/2012	31398A7B2	25,000,000.00	GOLDMAN	06/21/11	100.08	25,019,125.00	21,625.00	21,176.50	0.14	0.85
FNMA NOTES (CALLABLE) DTD 12/21/2010 0.900% 12/21/2012	31398A7B2	36,050,000.00	CSFB	06/21/11	100.08	36,077,578.25	51,010.75	46,809.48	0.14	0.85
FFCB BONDS DTD 12/24/2009 1.625% 12/24/2012	31331JAB9	25,000,000.00	DIRECT		101.75	25,437,975.00	507,975.00	476,845.00	1.62	0.56
FNMA NOTES (CALLABLE) DTD 11/29/2010 0.550% 12/27/2012	31398A6J6	25,000,000.00	JPMCHASE	06/27/11	99.99	24,997,525.00	91,275.00	72,343.75	1.65	0.56
FHLMC NOTES (FLOATING) DTD 01/10/2011 0.280% 01/10/2013	3134G1U69	25,000,000.00	STIFEL		100.12	25,030,273.45	20,073.45	21,590.20	1.69	0.21
FHLMC NOTES (FLOATING) DTD 01/10/2011 0.280% 01/10/2013	3134G1U69	50,000,000.00	UBS AG		100.12	50,060,546.90	80,746.90	80,746.90	1.69	0.21
FFCB NOTES (FLOATING) DTD 01/14/2011 0.260% 01/14/2013	31331J7K3	50,000,000.00	UBS AG		100.09	50,043,650.00	56,150.00	56,150.00	1.70	0.21
FHLB GLOBAL NOTES DTD 12/10/2009 1.500% 01/16/2013	3133XW7L7	25,000,000.00	MORGANST		101.53	25,383,475.00	(30,775.00)	49,084.50	1.68	0.60
FHLMC NOTES (FLOATING) DTD 01/24/2011 0.260% 01/24/2013	3134G1X90	25,000,000.00	UBS AG		100.09	25,021,725.00	39,375.00	39,375.00	1.73	0.21
FFCB BONDS (CALLABLE) DTD 02/19/2010 1.670% 02/19/2013	31331JEK5	25,000,000.00	JPMCHASE	08/19/11	100.45	25,113,400.00	225,900.00	181,789.50	0.30	1.41
FNMA GLOBAL BENCHMRK NOTES (EX-CALLABLE) DTD 02/18/2003 4.750% 02/21/2013	31359MOV8	20,000,000.00	CSFB		107.34	21,467,820.00	(62,980.00)	110,849.40	1.74	0.66
FFCB BONDS DTD 01/15/2010 1.750% 02/21/2013	31331JBV4	25,000,000.00	GILFORD		101.86	25,465,675.00	430,425.00	444,442.00	1.78	0.71



**Managed Account Fair Market Value & Analytics**

For the Month Ending **April 30, 2011**

**SAN BERNARDINO COUNTY - 76990800**

<b>Security Type/Description</b>	<b>CUSIP</b>	<b>Par</b>	<b>Broker</b>	<b>Next Call Date</b>	<b>Market Price</b>	<b>Market Value</b>	<b>Unreal G/L On Cost</b>	<b>Unreal G/L Amort Cost</b>	<b>Duration to Worst</b>	<b>YTM at Mkt</b>
<b>Federal Agency Bond / Note</b>										
FNMA GLOBAL BENCHMRK NOTES (EX-CALLABLE) DTD 02/18/2003 4.750% 02/21/2013	31359MOV8	25,000,000.00	OPPENHIE		107.34	26,834,775.00	(219,600.00)	128,595.00	1.74	0.66
FHLMC NOTES DTD 02/04/2011 0.750% 03/28/2013	3137EACS6	25,000,000.00	BARCLAYS		100.21	25,051,650.00	169,900.00	157,165.00	1.89	0.64
FFCB BONDS DTD 04/15/2010 1.875% 04/15/2013	31331JKS1	25,000,000.00	JPMCHASE		102.36	25,589,625.00	471,525.00	511,594.75	1.92	0.66
FNMA GLOBAL NOTES DTD 05/21/2010 1.500% 06/26/2013	31398AT44	25,000,000.00	DEUTSCHE		101.61	25,402,900.00	95,150.00	126,187.00	2.11	0.74
FHLB NOTES DTD 11/08/2010 0.500% 06/26/2013	313371PM2	40,565,000.00	MORGANST		99.43	40,332,481.42	256,695.32	197,442.43	2.13	0.77
FNMA GLOBAL NOTES (EX-CALLABLE) DTD 07/14/2003 4.375% 07/17/2013	31359MSL8	13,500,000.00	GILFORD		107.73	14,542,996.50	(64,273.50)	53,677.48	2.11	0.84
FNMA GLOBAL NOTES (EX-CALLABLE) DTD 07/14/2003 4.375% 07/17/2013	31359MSL8	19,950,000.00	BARCLAYS		107.73	21,491,317.05	(118,522.95)	64,904.73	2.11	0.84
FNMA NOTES (CALLABLE) DTD 07/29/2010 1.250% 07/29/2013	31398AZ47	3,175,000.00	UBS AG	07/29/11	100.23	3,182,229.48	7,229.48	7,229.48	0.25	1.15
FNMA NOTES (CALLABLE) DTD 07/29/2010 1.250% 07/29/2013	31398AZ47	25,000,000.00	UBS AG	07/29/11	100.23	25,056,925.00	72,175.00	68,386.75	0.25	1.15
FNMA NOTES (CALLABLE) DTD 07/29/2010 1.250% 07/29/2013	31398AZ47	50,000,000.00	BARCLAYS	07/29/11	100.23	50,113,850.00	144,350.00	136,773.50	0.25	1.15
FNMA NOTES (CALLABLE) DTD 08/16/2010 1.350% 08/16/2013	31398A2H4	20,895,000.00	UBS AG	05/16/11	100.03	20,901,769.98	6,769.98	6,769.98	0.04	1.34
FNMA NOTES DTD 07/09/2010 1.250% 08/20/2013	31398AX31	50,000,000.00	JPMCHASE		100.91	50,454,150.00	130,150.00	161,179.50	2.27	0.85
FNMA NOTES (CALLABLE) DTD 08/27/2010 1.000% 08/27/2013	3136FPCR6	10,390,000.00	LOOP CAP	08/27/12	100.09	10,399,091.25	13,247.25	12,318.90	1.31	0.96
FNMA NOTES (CALLABLE) DTD 08/27/2010 1.000% 08/27/2013	3136FPCR6	39,610,000.00	RBC CAP	08/27/12	100.09	39,644,658.75	46,541.75	43,887.09	1.31	0.96



**Managed Account Fair Market Value & Analytics**

For the Month Ending **April 30, 2011**

**SAN BERNARDINO COUNTY - 76990800**

<b>Security Type/Description</b>	<b>CUSIP</b>	<b>Par</b>	<b>Broker</b>	<b>Next Call Date</b>	<b>Market Price</b>	<b>Market Value</b>	<b>Unreal G/L On Cost</b>	<b>Unreal G/L Amort Cost</b>	<b>Duration to Worst</b>	<b>YTM at Mkt</b>
<b>Federal Agency Bond / Note</b>										
FHLMC NOTES (CALLABLE) DTD 09/03/2010 1.150% 09/03/2013	3134G1SB1	25,000,000.00	OPPENHIE	06/03/11	100.06	25,016,225.00	16,225.00	16,225.00	0.09	1.12
FHLB NOTES TAP ISSUE DTD 08/09/2010 1.000% 09/13/2013	313370LB2	25,000,000.00	USBPJ		100.23	25,056,300.00	(138,950.00)	(104,644.25)	2.33	0.90
FHLB NOTES TAP ISSUE DTD 08/09/2010 1.000% 09/13/2013	313370LB2	25,000,000.00	CSFB		100.23	25,056,300.00	(205,450.00)	(160,614.75)	2.33	0.90
FHLB NOTES TAP ISSUE DTD 08/09/2010 1.000% 09/13/2013	313370LB2	25,000,000.00	RBC CAP		100.23	25,056,300.00	(205,475.00)	(160,635.50)	2.33	0.90
FHLB NOTES TAP ISSUE DTD 08/09/2010 1.000% 09/13/2013	313370LB2	25,000,000.00	BARCLAYS		100.23	25,056,300.00	(205,480.25)	(160,639.75)	2.33	0.90
FHLB NOTES TAP ISSUE DTD 08/09/2010 1.000% 09/13/2013	313370LB2	25,000,000.00	CSFB		100.23	25,056,300.00	(103,175.00)	(77,103.00)	2.33	0.90
FNMA NOTES (CALLABLE) DTD 09/17/2010 1.125% 09/17/2013	31398A3L4	1,980,000.00	CITIGRP		100.54	1,990,688.04	10,787.04	10,766.45	2.34	0.90
FNMA NOTES (CALLABLE) DTD 09/17/2010 1.125% 09/17/2013	31398A3L4	12,500,000.00	JPMCHASE		100.54	12,567,475.00	67,725.00	67,670.50	2.34	0.90
FNMA NOTES (CALLABLE) DTD 09/17/2010 1.125% 09/17/2013	31398A3L4	12,500,000.00	JPMCHASE		100.54	12,567,475.00	67,725.00	67,670.50	2.34	0.90
FHLMC GLOBAL REFERENCE NOTES DTD 08/20/2008 4.125% 09/27/2013	3137EABS7	25,000,000.00	UBS AG		107.65	26,912,700.00	(304,800.00)	17,006.25	2.30	0.91
FHLMC GLOBAL REFERENCE NOTES DTD 08/20/2008 4.125% 09/27/2013	3137EABS7	25,000,000.00	UBS AG		107.65	26,912,700.00	(272,800.00)	33,285.50	2.30	0.91
FNMA NOTES DTD 08/02/2010 1.125% 09/30/2013	31398A2M3	25,000,000.00	BARCLAYS		100.50	25,124,675.00	83,425.00	91,994.25	2.38	0.92
FNMA NOTES (CALLABLE) DTD 09/30/2010 1.250% 09/30/2013	31398A4D1	25,000,000.00	CITIGRP	06/30/11	100.11	25,026,375.00	7,750.00	26,375.00	0.17	1.21
FNMA NOTES (CALLABLE) DTD 10/08/2010 1.125% 10/08/2013	31398A4H2	25,000,000.00	DEUTSCHE		100.47	25,118,175.00	118,175.00	118,175.00	2.40	0.93
FNMA NOTES (CALLABLE) DTD 10/18/2010 1.000% 10/18/2013	31398A4Q2	5,000,000.00	GILFORD	10/18/11	99.94	4,996,995.00	(3,005.00)	(3,005.00)	2.43	1.02



**Managed Account Fair Market Value & Analytics**

For the Month Ending **April 30, 2011**

**SAN BERNARDINO COUNTY - 76990800**

<b>Security Type/Description</b>	<b>CUSIP</b>	<b>Par</b>	<b>Broker</b>	<b>Next Call Date</b>	<b>Market Price</b>	<b>Market Value</b>	<b>Unreal G/L On Cost</b>	<b>Unreal G/L Amort Cost</b>	<b>Duration to Worst</b>	<b>YTM at Mkt</b>
<b>Federal Agency Bond / Note</b>										
FNMA NOTES (CALLABLE) DTD 10/18/2010 1.000% 10/18/2013	31398A4Q2	5,000,000.00	LOOP CAP	10/18/11	99.94	4,996,995.00	(3,005.00)	(3,005.00)	2.43	1.02
FNMA NOTES (CALLABLE) DTD 10/18/2010 1.000% 10/18/2013	31398A4Q2	5,000,000.00	OPPENHIE	10/18/11	99.94	4,996,995.00	(3,005.00)	(3,005.00)	2.43	1.02
FNMA NOTES (CALLABLE) DTD 10/18/2010 1.000% 10/18/2013	31398A4Q2	5,000,000.00	USBPJ	10/18/11	99.94	4,996,995.00	(3,005.00)	(3,005.00)	2.43	1.02
FNMA STEP-RATE NOTES (CALLABLE) DTD 10/18/2010 0.625% 10/18/2013	3136FPNT0	25,000,000.00	CSFB	10/18/11	99.89	24,972,575.00	(19,925.00)	(76,820.00)	0.46	1.18
FHLMC NOTES DTD 08/20/2010 0.875% 10/28/2013	3137EACL1	25,000,000.00	CSFB		99.77	24,941,850.00	38,174.25	18,099.00	2.46	0.97
FNMA NOTES (CALLABLE) DTD 11/15/2010 0.900% 11/15/2013	31398A5S7	50,000,000.00	JPMCHASE	11/15/11	99.79	49,895,650.00	(129,350.00)	(117,846.50)	2.50	0.98
FNMA NOTES (CALLABLE) DTD 11/29/2010 1.000% 11/29/2013	31398A6L1	25,000,000.00	CSFB	11/29/11	99.62	24,904,950.00	(52,550.00)	(58,453.00)	2.53	1.15
FHLB NOTES DTD 11/09/2010 0.500% 12/13/2013	313371PU4	845,000.00	RBC CAP		98.61	833,256.19	6,085.69	3,868.80	2.59	1.04
FHLB NOTES DTD 11/09/2010 0.500% 12/13/2013	313371PU4	18,610,000.00	RBC CAP		98.61	18,351,358.22	134,029.22	85,205.14	2.59	1.04
FNMA NOTES DTD 11/01/2010 0.750% 12/18/2013	31398A5W8	5,545,000.00	RBC CAP		99.21	5,501,405.21	21,558.96	19,076.19	2.59	1.05
FNMA NOTES DTD 11/01/2010 0.750% 12/18/2013	31398A5W8	25,000,000.00	CITIGRP		99.21	24,803,450.00	(14,550.00)	(41,060.00)	2.59	1.05
FNMA NOTES (CALLABLE) DTD 12/20/2010 1.250% 12/20/2013	31398A6Y3	25,000,000.00	JPMCHASE	06/20/11	99.65	24,911,900.00	(88,100.00)	(88,100.00)	2.57	1.39
FNMA NOTES (CALLABLE) DTD 12/30/2010 1.250% 12/30/2013	3136FPO59	25,000,000.00	JPMCHASE	06/30/11	100.13	25,032,700.00	82,700.00	77,189.75	0.17	1.20
FNMA GLOBAL NOTES (CALLABLE) DTD 01/27/2011 1.375% 01/27/2014	3135G0AH6	25,000,000.00	JPMCHASE	01/27/12	100.24	25,059,200.00	66,700.00	66,058.50	0.73	1.29
FNMA GLOBAL NOTES (CALLABLE) DTD 01/27/2011 1.375% 01/27/2014	3135G0AH6	26,225,000.00	BARCLAYS	01/27/12	100.24	26,287,100.80	70,492.80	69,775.02	0.73	1.29



**Managed Account Fair Market Value & Analytics**

For the Month Ending **April 30, 2011**

**SAN BERNARDINO COUNTY - 76990800**

<b>Security Type/Description</b>	<b>Dated Date/Coupon/Maturity</b>	<b>CUSIP</b>	<b>Par</b>	<b>Broker</b>	<b>Next Call Date</b>	<b>Market Price</b>	<b>Market Value</b>	<b>Unreal G/L On Cost</b>	<b>Unreal G/L Amort Cost</b>	<b>Duration to Worst</b>	<b>YTM at Mkt</b>
<b>Federal Agency Bond / Note</b>											
FHLMC NOTES (CALLABLE) DTD 02/03/2011 1.375% 02/03/2014		3134G1X66	50,000,000.00	DEUTSCHE	08/03/11	100.15	50,072,900.00	167,900.00	160,297.50	0.26	1.32
FHLMC NOTES DTD 01/06/2011 1.375% 02/25/2014		3137EACR8	25,000,000.00	MORGANST		100.80	25,200,525.00	247,775.00	244,004.00	2.75	1.08
<b>Security Type Sub-Total</b>			<b>2,241,924,000.00</b>				<b>2,260,591,640.38</b>	<b>(28,526.29)</b>	<b>7,564,521.34</b>	<b>1.32</b>	<b>0.72</b>
<b>Commercial Paper</b>											
NORDEA NORTH AMERICA INC COMM PAPER -- 0.000% 05/02/2011		6555P1S24	25,000,000.00	RBC CAP		100.00	24,999,825.00	14,450.00	5.50	0.01	0.13
BNP PARIBAS FINANCE INC COMM PAPER -- 0.000% 05/02/2011		0556N1S20	50,000,000.00	BNP DIR		100.00	49,999,650.00	43,886.11	136.00	0.01	0.13
SOCIETE GENERALE NA COMM PAPER -- 0.000% 05/02/2011		83365SS20	50,000,000.00	BK AMER		100.00	49,999,500.00	(83.33)	(361.00)	0.01	0.18
SOCIETE GENERALE NA COMM PAPER -- 0.000% 05/02/2011		83365SS20	50,000,000.00	BK AMER		100.00	49,999,500.00	(83.33)	(361.00)	0.01	0.18
SOCIETE GENERALE NA COMM PAPER -- 0.000% 05/02/2011		83365SS20	50,000,000.00	BK AMER		100.00	49,999,500.00	(83.33)	(361.00)	0.01	0.18
CREDIT AGRICOLE NA COMM PAPER -- 0.000% 05/02/2011		22532CS21	50,000,000.00	CREDITAG		100.00	49,999,650.00	66.67	(211.00)	0.01	0.13
CREDIT AGRICOLE NA COMM PAPER -- 0.000% 05/02/2011		22532CS21	50,000,000.00	CREDITAG		100.00	49,999,650.00	66.67	(211.00)	0.01	0.13
CREDIT AGRICOLE NA COMM PAPER -- 0.000% 05/02/2011		22532CS21	50,000,000.00	CREDITAG		100.00	49,999,650.00	66.67	(211.00)	0.01	0.13
BANK OF AMERICA CORP COMM PAPER -- 0.000% 05/02/2011		0660P1S28	50,000,000.00	BK AMER		100.00	49,999,400.00	(266.67)	(489.00)	0.01	0.22
BANK OF AMERICA CORP COMM PAPER -- 0.000% 05/02/2011		0660P1S28	50,000,000.00	BK AMER		100.00	49,999,400.00	(266.67)	(489.00)	0.01	0.22
BANK OF AMERICA CORP COMM PAPER -- 0.000% 05/02/2011		0660P1S28	50,000,000.00	BK AMER		100.00	49,999,400.00	(266.67)	(489.00)	0.01	0.22



**Managed Account Fair Market Value & Analytics**

For the Month Ending **April 30, 2011**

**SAN BERNARDINO COUNTY - 76990800**

<b>Security Type/Description</b>	<b>CUSIP</b>	<b>Par</b>	<b>Broker</b>	<b>Next Call Date</b>	<b>Market Price</b>	<b>Market Value</b>	<b>Unreal G/L On Cost</b>	<b>Unreal G/L Amort Cost</b>	<b>Duration to Worst</b>	<b>YTM at Mkt</b>
<b>Commercial Paper</b>										
NORDEA NORTH AMERICA INC COMM PAPER -- 0.000% 05/04/2011	6555P1S40	25,000,000.00	CITIGRP		100.00	24,999,700.00	9,172.22	158.25	0.01	0.11
BNP PARIBAS FINANCE INC COMM PAPER -- 0.000% 05/12/2011	0556N1SC8	25,000,000.00	BNP DIR		100.00	24,999,050.00	20,300.00	1,647.25	0.03	0.11
NORDEA NORTH AMERICA INC COMM PAPER -- 0.000% 06/01/2011	6555P1T15	10,000,000.00	CITIGRP		99.98	9,998,420.00	3,381.11	443.60	0.09	0.18
RABOBANK USA FIN CORP COMM PAPER -- 0.000% 06/01/2011	74977LT15	25,000,000.00	RABOBANK		99.99	24,997,425.00	12,425.00	2,591.75	0.09	0.12
JP MORGAN CHASE & CO COMM PAPER -- 0.000% 06/01/2011	4662J1T18	25,000,000.00	JPMCHASE		99.98	24,995,375.00	2,041.67	(1,395.75)	0.09	0.21
RABOBANK USA FIN CORP COMM PAPER -- 0.000% 06/01/2011	74977LT15	50,000,000.00	RABOBANK		99.99	49,994,850.00	47,350.00	7,766.50	0.09	0.12
BNP PARIBAS FINANCE INC COMM PAPER -- 0.000% 06/07/2011	0556N1T78	25,000,000.00	BNP DIR		99.98	24,995,225.00	16,947.22	3,961.00	0.10	0.18
GENERAL ELEC CAP SVCS COMM PAPER -- 0.000% 06/09/2011	36959ST94	40,000,000.00	GECC		99.99	39,995,920.00	18,920.00	5,886.80	0.11	0.09
GENERAL ELEC CAP SVCS COMM PAPER -- 0.000% 06/15/2011	36959STF0	25,000,000.00	GECS		99.99	24,996,975.00	11,350.00	4,162.50	0.13	0.09
JP MORGAN CHASE & CO COMM PAPER -- 0.000% 06/16/2011	4662J1TG5	40,000,000.00	JPMCHASE		99.97	39,988,600.00	8,822.22	(1,177.60)	0.13	0.22
GENERAL ELECTRIC CO COMM PAPER -- 0.000% 06/22/2011	36960MTN3	15,000,000.00	GE CO		99.98	14,997,705.00	2,705.00	1,171.65	0.15	0.10
JP MORGAN CHASE & CO COMM PAPER -- 0.000% 06/22/2011	4662J1TN0	25,000,000.00	JPMCHASE		99.97	24,991,675.00	4,175.00	(1,102.75)	0.15	0.23
US BANK NA COMM PAPER -- 0.000% 06/22/2011	9033E1TN4	50,000,000.00	US BANK		99.97	49,985,600.00	(2,400.00)	(5,733.50)	0.15	0.20
JP MORGAN CHASE & CO COMM PAPER -- 0.000% 06/29/2011	4662J1TV2	50,000,000.00	JPMCHASE		99.96	49,980,450.00	6,283.33	(3,161.00)	0.16	0.23



**Managed Account Fair Market Value & Analytics**

For the Month Ending **April 30, 2011**

**SAN BERNARDINO COUNTY - 76990800**

<b>Security Type/Description</b>	<b>Dated Date/Coupon/Maturity</b>	<b>CUSIP</b>	<b>Par</b>	<b>Broker</b>	<b>Next Call Date</b>	<b>Market Price</b>	<b>Market Value</b>	<b>Unreal G/L On Cost</b>	<b>Unreal G/L Amort Cost</b>	<b>Duration to Worst</b>	<b>YTM at Mkt</b>
<b>Commercial Paper</b>											
GENERAL ELEC CAP SVCS COMM PAPER	-- 0.000% 07/01/2011	36959SU19	25,000,000.00	GE CO		99.98	24,995,050.00	9,904.17	4,793.00	0.17	0.11
NORDEA NORTH AMERICA INC COMM PAPER	-- 0.000% 07/14/2011	6555P1UE5	15,000,000.00	GOLDMAN		99.95	14,993,160.00	635.00	(827.55)	0.21	0.22
NORDEA NORTH AMERICA INC COMM PAPER	-- 0.000% 07/18/2011	6555P1UJ4	25,000,000.00	CSFB		99.95	24,987,775.00	(2.78)	(1,391.75)	0.22	0.22
RABOBANK USA FIN CORP COMM PAPER	-- 0.000% 08/01/2011	74977LV12	25,000,000.00	RABOBANK		99.96	24,990,800.00	35,550.00	13,800.00	0.25	0.14
GENERAL ELEC CAP CORP COMM PAPER	-- 0.000% 08/01/2011	36959JV18	45,000,000.00	GE CO		99.96	44,983,215.00	840.00	464.85	0.25	0.14
<b>Security Type Sub-Total</b>			<b>1,090,000,000.00</b>				<b>1,089,862,095.00</b>	<b>265,885.28</b>	<b>29,015.75</b>	<b>0.07</b>	<b>0.16</b>
<b>Certificate of Deposit</b>											
NORDEA BANK FINLAND NY CERT DEPOS	DTD 02/01/2011 0.270% 05/02/2011	65557VLD1	25,000,000.00	JPMCHASE		100.00	25,000,205.00	205.82	205.00	0.01	0.12
BARCLAYS BANK PLC NY CERT DEPOS	DTD 04/18/2011 0.120% 05/05/2011	06740MYX5	50,000,000.00	BARCLAYS		100.00	49,999,959.50	(40.50)	(40.50)	0.01	0.13
BARCLAYS BANK PLC NY CERT DEPOS	DTD 04/15/2011 0.120% 05/06/2011	06740MYV9	50,000,000.00	BARCLAYS		100.00	49,999,940.00	(60.00)	(60.00)	0.02	0.13
RABOBANK NEDERLAND NV NY CERT DEPOS	DTD 11/05/2010 0.310% 05/09/2011	74977MPB5	25,000,000.00	RBC CAP		100.00	25,001,115.00	1,115.00	1,115.00	0.02	0.13
SVENSKA HANDELSBANKEN NY CERT DEPOS	DTD 02/11/2011 0.280% 05/12/2011	86959BPP4	15,000,000.00	RBC CAP		100.00	15,000,723.00	723.31	723.00	0.03	0.14
BNP PARIBAS SF CERT DEPOS	DTD 02/09/2011 0.350% 05/12/2011	05572NAB2	35,000,000.00	BNP DIR		100.01	35,002,502.50	2,502.50	2,502.50	0.03	0.14
RABOBANK NEDERLAND NV NY CERT DEPOS	DTD 11/18/2010 0.310% 05/17/2011	74977JKS0	25,000,000.00	RABOBANK		100.01	25,001,977.50	1,977.50	1,977.50	0.05	0.14



**Managed Account Fair Market Value & Analytics**

For the Month Ending **April 30, 2011**

**SAN BERNARDINO COUNTY - 76990800**

<b>Security Type/Description</b>	<b>Dated Date/Coupon/Maturity</b>	<b>CUSIP</b>	<b>Par</b>	<b>Broker</b>	<b>Next Call Date</b>	<b>Market Price</b>	<b>Market Value</b>	<b>Unreal G/L On Cost</b>	<b>Unreal G/L Amort Cost</b>	<b>Duration to Worst</b>	<b>YTM at Mkt</b>
<b>Certificate of Deposit</b>											
TORONTO DOMINION BANK NY CERT DEPOS DTD 11/24/2010 0.320% 05/23/2011		89112YNY5	25,000,000.00	TOR DOM		100.01	25,002,702.50	2,702.50	2,702.50	0.06	0.15
SVENSKA HANDELSBANKEN NY CERT DEPOS DTD 02/23/2011 0.280% 05/23/2011		86959BOH1	50,000,000.00	JPMCHASE		100.01	50,004,135.00	3,517.36	3,982.50	0.06	0.15
TORONTO DOMINION BANK NY CERT DEPOS DTD 01/26/2011 0.250% 05/27/2011		89112YTG8	50,000,000.00	TOR DOM		100.01	50,003,520.00	3,520.00	3,520.00	0.07	0.16
RABOBANK NEDERLAND NV NY CERT DEPOS DTD 12/07/2010 0.360% 06/01/2011		74977JLA8	25,000,000.00	RABOBANK		100.02	25,004,407.50	4,407.50	4,407.50	0.09	0.16
BNP PARIBAS SF CERT DEPOS DTD 03/01/2011 0.340% 06/01/2011		05572NBD7	25,000,000.00	BNP DIR		100.02	25,003,967.50	3,967.50	3,967.50	0.09	0.16
BNP PARIBAS SF CERT DEPOS DTD 03/02/2011 0.340% 06/01/2011		05572NBE5	25,000,000.00	BNP DIR		100.02	25,003,967.50	3,967.50	3,967.50	0.09	0.16
SVENSKA HANDELSBANKEN NY CERT DEPOS DTD 03/07/2011 0.275% 06/07/2011		86959BOY4	35,000,000.00	GOLDMAN		100.01	35,004,046.00	3,614.18	3,866.45	0.10	0.17
BNP PARIBAS SF CERT DEPOS DTD 03/21/2011 0.330% 06/20/2011		05572NBS4	15,000,000.00	BNP DIR		100.02	15,003,310.50	3,310.50	3,310.50	0.14	0.17
TORONTO DOMINION BANK NY CERT DEPOS DTD 03/09/2011 0.235% 07/01/2011		89112YWS8	25,000,000.00	TOR DOM		100.01	25,002,217.50	2,217.50	2,217.50	0.17	0.18
WESTPAC BANKING CORP NY CERT DEPOS DTD 04/01/2011 0.220% 07/01/2011		96121TDD7	50,000,000.00	MIZUHO		100.01	50,003,150.00	3,150.00	3,150.00	0.17	0.18
WESTPAC BANKING CORP NY CERT DEPOS DTD 04/05/2011 0.210% 07/05/2011		96121TDH8	50,000,000.00	MIZUHO		100.00	50,001,850.00	1,850.00	1,850.00	0.18	0.19
NORDEA BANK FINLAND NY CERT DEPOS DTD 04/18/2011 0.210% 07/18/2011		65557VQR5	50,000,000.00	NORDEA		100.00	49,999,945.50	(54.50)	(54.50)	0.22	0.21
NORDEA BANK FINLAND NY CERT DEPOS DTD 04/21/2011 0.190% 07/20/2011		65557VRA1	25,000,000.00	UBS AG		99.99	24,998,668.75	(1,331.25)	(1,331.25)	0.22	0.21





**Managed Account Fair Market Value & Analytics**

For the Month Ending **April 30, 2011**

**SAN BERNARDINO COUNTY - 76990800**

<b>Security Type/Description Dated Date/Coupon/Maturity</b>	<b>CUSIP</b>	<b>Par</b>	<b>Broker</b>	<b>Next Call Date</b>	<b>Market Price</b>	<b>Market Value</b>	<b>Unreal G/L On Cost</b>	<b>Unreal G/L Amort Cost</b>	<b>Duration to Worst</b>	<b>YTM at Mkt</b>
<b>Certificate of Deposit</b>										
ROYAL BANK OF CANADA NY CERT DEPOS DTD 04/07/2011 0.240% 09/06/2011	78009J4X0	25,000,000.00	RBC CAP		99.99	24,996,448.50	(3,551.50)	(3,551.50)	0.35	0.28
CBA AUSTRALIA CERT DEPOS DTD 03/10/2011 0.290% 09/09/2011	20271EGO6	25,000,000.00	ICAP		100.00	25,000,577.50	577.50	577.50	0.36	0.28
ROYAL BANK OF CANADA NY CERT DEPOS DTD 03/30/2011 0.240% 09/30/2011	78009J4G7	25,000,000.00	RBC CAP		99.97	24,992,438.00	(7,562.00)	(7,562.00)	0.42	0.31
CBA AUSTRALIA CERT DEPOS DTD 04/07/2011 0.270% 10/07/2011	20271EGS2	50,000,000.00	ICAP		99.98	49,988,802.00	(11,198.00)	(11,198.00)	0.44	0.32
ROYAL BANK OF CANADA NY CERT DEPOS DTD 04/11/2011 0.250% 10/11/2011	78009J5B7	25,000,000.00	RBC CAP		99.97	24,991,390.00	(8,610.00)	(8,610.00)	0.45	0.33
<b>RABOBANK NEDERLAND NV NY CERT DEPOS DTD 05/03/2011 0.260% 10/31/2011</b>	<b>74977MVP7</b>	<b>25,000,000.00</b>	<b>RABOBANK</b>		<b>99.95</b>	<b>24,987,770.75</b>	<b>(12,229.25)</b>	<b>(12,229.25)</b>	<b>0.50</b>	<b>0.35</b>
<b>Security Type Sub-Total</b>		<b>850,000,000.00</b>				<b>849,999,737.50</b>	<b>(1,310.83)</b>	<b>(594.55)</b>	<b>0.16</b>	<b>0.19</b>
<b>Managed Account Sub-Total</b>		<b>4,642,924,000.00</b>				<b>4,664,874,312.38</b>	<b>314,899.97</b>	<b>9,669,282.19</b>	<b>0.78</b>	<b>0.45</b>
<b>Securities Sub-Total</b>		<b>\$4,642,924,000.00</b>				<b>\$4,664,874,312.38</b>	<b>\$314,899.97</b>	<b>\$9,669,282.19</b>	<b>0.78</b>	<b>0.45%</b>
<b>Accrued Interest</b>						<b>\$10,616,644.04</b>				
<b>Total Investments</b>						<b>\$4,675,490,956.42</b>				

Bolded items are forward settling trades.



**Managed Account Security Transactions & Interest**

For the Month Ending **April 30, 2011**

**SAN BERNARDINO COUNTY - 76990800**

Transaction Type	Trade	Settle	Security Description	CUSIP	Par	Principal Proceeds	Accrued Interest	Total	Realized G/L Cost	Realized G/L Amort Cost	Sale Method
<b>BUY</b>											
	03/31/11	04/01/11	WESTPAC BANKING CORP NY CERT DEPOS DTD 04/01/2011 0.220% 07/01/2011	96121TDD7	50,000,000.00	(50,000,000.00)	0.00	(50,000,000.00)			
	04/01/11	04/01/11	CREDIT AGRICOLE NA COMM PAPER -- 0.000% 04/04/2011	22532CR48	50,000,000.00	(49,999,458.33)	0.00	(49,999,458.33)			
	04/01/11	04/01/11	CREDIT AGRICOLE NA COMM PAPER -- 0.000% 04/04/2011	22532CR48	50,000,000.00	(49,999,458.33)	0.00	(49,999,458.33)			
	04/01/11	04/01/11	CREDIT AGRICOLE NA COMM PAPER -- 0.000% 04/04/2011	22532CR48	45,000,000.00	(44,999,512.50)	0.00	(44,999,512.50)			
	04/01/11	04/01/11	SOCIETE GENERALE NA COMM PAPER -- 0.000% 04/04/2011	83365SR47	50,000,000.00	(49,999,458.33)	0.00	(49,999,458.33)			
	04/01/11	04/01/11	SOCIETE GENERALE NA COMM PAPER -- 0.000% 04/04/2011	83365SR47	50,000,000.00	(49,999,458.33)	0.00	(49,999,458.33)			
	04/04/11	04/04/11	SOCIETE GENERALE NA COMM PAPER -- 0.000% 04/05/2011	83365SR54	50,000,000.00	(49,999,847.22)	0.00	(49,999,847.22)			
	04/04/11	04/04/11	GENERAL ELECTRIC CO COMM PAPER -- 0.000% 04/29/2011	36960MRV7	20,000,000.00	(19,998,333.33)	0.00	(19,998,333.33)			
	04/04/11	04/04/11	CREDIT AGRICOLE NA COMM PAPER -- 0.000% 04/05/2011	22532CR55	50,000,000.00	(49,999,861.11)	0.00	(49,999,861.11)			
	04/04/11	04/04/11	CREDIT AGRICOLE NA COMM PAPER -- 0.000% 04/05/2011	22532CR55	50,000,000.00	(49,999,861.11)	0.00	(49,999,861.11)			
	04/04/11	04/04/11	BANK OF AMERICA CORP COMM PAPER -- 0.000% 04/05/2011	0660P1R52	50,000,000.00	(49,999,833.33)	0.00	(49,999,833.33)			
	04/04/11	04/04/11	BANK OF AMERICA CORP COMM PAPER -- 0.000% 04/05/2011	0660P1R52	50,000,000.00	(49,999,833.33)	0.00	(49,999,833.33)			
	04/04/11	04/04/11	SOCIETE GENERALE NA COMM PAPER -- 0.000% 04/05/2011	83365SR54	50,000,000.00	(49,999,847.22)	0.00	(49,999,847.22)			
	04/04/11	04/05/11	WESTPAC BANKING CORP NY CERT DEPOS DTD 04/05/2011 0.210% 07/05/2011	96121TDH8	50,000,000.00	(50,000,000.00)	0.00	(50,000,000.00)			



**Managed Account Security Transactions & Interest**

For the Month Ending **April 30, 2011**

**SAN BERNARDINO COUNTY - 76990800**

Transaction Type	Trade	Settle	Security Description	CUSIP	Par	Principal Proceeds	Accrued Interest	Total	Realized G/L Cost	Realized G/L Amort Cost	Sale Method
<b>BUY</b>											
	04/05/11	04/05/11	SOCIETE GENERALE NA COMM PAPER -- 0.000% 04/06/2011	83365SR62	50,000,000.00	(49,999,875.00)	0.00	(49,999,875.00)			
	04/05/11	04/05/11	SOCIETE GENERALE NA COMM PAPER -- 0.000% 04/06/2011	83365SR62	50,000,000.00	(49,999,875.00)	0.00	(49,999,875.00)			
	04/05/11	04/05/11	SOCIETE GENERALE NA COMM PAPER -- 0.000% 04/06/2011	83365SR62	50,000,000.00	(49,999,875.00)	0.00	(49,999,875.00)			
	04/05/11	04/05/11	US BANK NA COMM PAPER -- 0.000% 04/29/2011	9033E1RV8	40,000,000.00	(39,996,800.00)	0.00	(39,996,800.00)			
	04/05/11	04/05/11	CREDIT AGRICOLE NA COMM PAPER -- 0.000% 04/06/2011	22532CR63	50,000,000.00	(49,999,875.00)	0.00	(49,999,875.00)			
	04/05/11	04/05/11	BANK OF AMERICA CORP COMM PAPER -- 0.000% 04/06/2011	0660P1R60	50,000,000.00	(49,999,847.22)	0.00	(49,999,847.22)			
	04/05/11	04/05/11	BANK OF AMERICA CORP COMM PAPER -- 0.000% 04/06/2011	0660P1R60	50,000,000.00	(49,999,847.22)	0.00	(49,999,847.22)			
	04/05/11	04/06/11	US TREASURY NOTES DTD 07/15/2010 1.000% 07/15/2013	912828NN6	25,000,000.00	(25,028,320.31)	(55,939.23)	(25,084,259.54)			
	04/05/11	04/07/11	CBA AUSTRALIA CERT DEPOS DTD 04/07/2011 0.270% 10/07/2011	20271EGS2	50,000,000.00	(50,000,000.00)	0.00	(50,000,000.00)			
	04/06/11	04/06/11	CREDIT AGRICOLE NA COMM PAPER -- 0.000% 04/07/2011	22532CR71	50,000,000.00	(49,999,861.11)	0.00	(49,999,861.11)			
	04/06/11	04/06/11	CREDIT AGRICOLE NA COMM PAPER -- 0.000% 04/07/2011	22532CR71	50,000,000.00	(49,999,861.11)	0.00	(49,999,861.11)			
	04/06/11	04/06/11	CREDIT AGRICOLE NA COMM PAPER -- 0.000% 04/07/2011	22532CR71	45,000,000.00	(44,999,875.00)	0.00	(44,999,875.00)			
	04/06/11	04/06/11	BANK OF AMERICA CORP COMM PAPER -- 0.000% 04/07/2011	0660P1R78	50,000,000.00	(49,999,847.22)	0.00	(49,999,847.22)			
	04/06/11	04/06/11	BANK OF AMERICA CORP COMM PAPER -- 0.000% 04/07/2011	0660P1R78	50,000,000.00	(49,999,847.22)	0.00	(49,999,847.22)			



**Managed Account Security Transactions & Interest**

For the Month Ending **April 30, 2011**

**SAN BERNARDINO COUNTY - 76990800**

Transaction Type	Trade	Settle	Security Description	CUSIP	Par	Principal Proceeds	Accrued Interest	Total	Realized G/L Cost	Realized G/L Amort Cost	Sale Method
<b>BUY</b>											
	04/06/11	04/06/11	BANK OF AMERICA CORP COMM PAPER -- 0.000% 04/07/2011	0660P1R78	50,000,000.00	(49,999,847.22)	0.00	(49,999,847.22)			
	04/06/11	04/06/11	GOLDMAN FS GOVERNMENT MM FUND	38141W273	111,000,000.00	(111,000,000.00)	0.00	(111,000,000.00)			
	04/06/11	04/07/11	US TREASURY NOTES DTD 07/15/2010 1.000% 07/15/2013	912828NN6	25,000,000.00	(25,000,000.00)	(56,629.83)	(25,056,629.83)			
	04/07/11	04/07/11	ROYAL BANK OF CANADA NY CERT DEPOS DTD 04/07/2011 0.240% 09/06/2011	78009J4X0	25,000,000.00	(25,000,000.00)	0.00	(25,000,000.00)			
	04/07/11	04/07/11	CREDIT AGRICOLE NA COMM PAPER -- 0.000% 04/08/2011	22532CR89	50,000,000.00	(49,999,861.11)	0.00	(49,999,861.11)			
	04/07/11	04/07/11	CREDIT AGRICOLE NA COMM PAPER -- 0.000% 04/08/2011	22532CR89	50,000,000.00	(49,999,861.11)	0.00	(49,999,861.11)			
	04/07/11	04/07/11	SOCIETE GENERALE NA COMM PAPER -- 0.000% 04/08/2011	83365SR88	50,000,000.00	(49,999,861.11)	0.00	(49,999,861.11)			
	04/07/11	04/07/11	SOCIETE GENERALE NA COMM PAPER -- 0.000% 04/08/2011	83365SR88	50,000,000.00	(49,999,861.11)	0.00	(49,999,861.11)			
	04/07/11	04/07/11	SOCIETE GENERALE NA COMM PAPER -- 0.000% 04/08/2011	83365SR88	50,000,000.00	(49,999,861.11)	0.00	(49,999,861.11)			
	04/07/11	04/07/11	BARCLAYS US FUNDING LLC COMM PAPER -- 0.000% 04/08/2011	06737JR80	50,000,000.00	(49,999,861.11)	0.00	(49,999,861.11)			
	04/07/11	04/07/11	BARCLAYS US FUNDING LLC COMM PAPER -- 0.000% 04/08/2011	06737JR80	50,000,000.00	(49,999,861.11)	0.00	(49,999,861.11)			
	04/07/11	04/07/11	BANK OF AMERICA CORP COMM PAPER -- 0.000% 04/08/2011	0660P1R86	50,000,000.00	(49,999,861.11)	0.00	(49,999,861.11)			
	04/07/11	04/07/11	BANK OF AMERICA CORP COMM PAPER -- 0.000% 04/08/2011	0660P1R86	50,000,000.00	(49,999,861.11)	0.00	(49,999,861.11)			
	04/08/11	04/08/11	CREDIT AGRICOLE NA COMM PAPER -- 0.000% 04/11/2011	22532CRB2	50,000,000.00	(49,999,583.33)	0.00	(49,999,583.33)			



**Managed Account Security Transactions & Interest**

For the Month Ending **April 30, 2011**

**SAN BERNARDINO COUNTY - 76990800**

Transaction Type	Trade	Settle	Security Description	CUSIP	Par	Principal Proceeds	Accrued Interest	Total	Realized G/L Cost	Realized G/L Amort Cost	Sale Method
<b>BUY</b>											
	04/08/11	04/08/11	CREDIT AGRICOLE NA COMM PAPER -- 0.000% 04/11/2011	22532CRB2	50,000,000.00	(49,999,583.33)	0.00	(49,999,583.33)			
	04/08/11	04/08/11	CREDIT AGRICOLE NA COMM PAPER -- 0.000% 04/11/2011	22532CRB2	50,000,000.00	(49,999,583.33)	0.00	(49,999,583.33)			
	04/08/11	04/08/11	BARCLAYS US FUNDING LLC COMM PAPER -- 0.000% 04/29/2011	06737JRV9	50,000,000.00	(49,997,083.33)	0.00	(49,997,083.33)			
	04/08/11	04/08/11	BARCLAYS US FUNDING LLC COMM PAPER -- 0.000% 04/29/2011	06737JRV9	50,000,000.00	(49,997,083.33)	0.00	(49,997,083.33)			
	04/08/11	04/08/11	BANK OF AMERICA CORP COMM PAPER -- 0.000% 04/11/2011	0660P1RB9	50,000,000.00	(49,999,625.00)	0.00	(49,999,625.00)			
	04/08/11	04/08/11	BANK OF AMERICA CORP COMM PAPER -- 0.000% 04/11/2011	0660P1RB9	50,000,000.00	(49,999,625.00)	0.00	(49,999,625.00)			
	04/08/11	04/08/11	BANK OF AMERICA CORP COMM PAPER -- 0.000% 04/11/2011	0660P1RB9	50,000,000.00	(49,999,625.00)	0.00	(49,999,625.00)			
	04/08/11	04/08/11	GENERAL ELECTRIC CO COMM PAPER -- 0.000% 06/22/2011	36960MTN3	15,000,000.00	(14,995,000.00)	0.00	(14,995,000.00)			
	04/08/11	04/08/11	SOCIETE GENERALE NA COMM PAPER -- 0.000% 04/11/2011	83365SRB1	50,000,000.00	(49,999,625.00)	0.00	(49,999,625.00)			
	04/08/11	04/08/11	SOCIETE GENERALE NA COMM PAPER -- 0.000% 04/11/2011	83365SRB1	50,000,000.00	(49,999,625.00)	0.00	(49,999,625.00)			
	04/08/11	04/08/11	SOCIETE GENERALE NA COMM PAPER -- 0.000% 04/11/2011	83365SRB1	50,000,000.00	(49,999,625.00)	0.00	(49,999,625.00)			
	04/11/11	04/11/11	US BANK NA COMM PAPER -- 0.000% 06/22/2011	9033E1TN4	50,000,000.00	(49,988,000.00)	0.00	(49,988,000.00)			
	04/11/11	04/11/11	CREDIT AGRICOLE NA COMM PAPER -- 0.000% 04/12/2011	22532CRC0	50,000,000.00	(49,999,861.11)	0.00	(49,999,861.11)			



**Managed Account Security Transactions & Interest**

For the Month Ending **April 30, 2011**

**SAN BERNARDINO COUNTY - 76990800**

Transaction Type	Trade	Settle	Security Description	CUSIP	Par	Principal Proceeds	Accrued Interest	Total	Realized G/L Cost	Realized G/L Amort Cost	Sale Method
<b>BUY</b>											
	04/11/11	04/11/11	CREDIT AGRICOLE NA COMM PAPER -- 0.000% 04/12/2011	22532CRC0	35,000,000.00	(34,999,902.78)	0.00	(34,999,902.78)			
	04/11/11	04/11/11	SOCIETE GENERALE NA COMM PAPER -- 0.000% 04/12/2011	83365SRC9	50,000,000.00	(49,999,861.11)	0.00	(49,999,861.11)			
	04/11/11	04/11/11	SOCIETE GENERALE NA COMM PAPER -- 0.000% 04/12/2011	83365SRC9	50,000,000.00	(49,999,861.11)	0.00	(49,999,861.11)			
	04/11/11	04/11/11	SOCIETE GENERALE NA COMM PAPER -- 0.000% 04/12/2011	83365SRC9	50,000,000.00	(49,999,861.11)	0.00	(49,999,861.11)			
	04/11/11	04/11/11	ROYAL BANK OF CANADA NY CERT DEPOS DTD 04/11/2011 0.250% 10/11/2011	78009J5B7	25,000,000.00	(25,000,000.00)	0.00	(25,000,000.00)			
	04/11/11	04/11/11	BANK OF AMERICA CORP COMM PAPER -- 0.000% 04/12/2011	0660P1RC7	50,000,000.00	(49,999,875.00)	0.00	(49,999,875.00)			
	04/11/11	04/11/11	BANK OF AMERICA CORP COMM PAPER -- 0.000% 04/12/2011	0660P1RC7	50,000,000.00	(49,999,875.00)	0.00	(49,999,875.00)			
	04/11/11	04/11/11	CHEVRON CORP COMM PAPER -- 0.000% 04/29/2011	1667T1RV5	50,000,000.00	(49,997,000.00)	0.00	(49,997,000.00)			
	04/12/11	04/12/11	BANK OF AMERICA CORP COMM PAPER -- 0.000% 04/13/2011	0660P1RD5	50,000,000.00	(49,999,888.89)	0.00	(49,999,888.89)			
	04/12/11	04/12/11	BANK OF AMERICA CORP COMM PAPER -- 0.000% 04/13/2011	0660P1RD5	30,000,000.00	(29,999,933.33)	0.00	(29,999,933.33)			
	04/12/11	04/12/11	CREDIT AGRICOLE NA COMM PAPER -- 0.000% 04/13/2011	22532CRD8	50,000,000.00	(49,999,861.11)	0.00	(49,999,861.11)			
	04/12/11	04/12/11	CREDIT AGRICOLE NA COMM PAPER -- 0.000% 04/13/2011	22532CRD8	50,000,000.00	(49,999,861.11)	0.00	(49,999,861.11)			
	04/12/11	04/12/11	CREDIT AGRICOLE NA COMM PAPER -- 0.000% 04/13/2011	22532CRD8	50,000,000.00	(49,999,861.11)	0.00	(49,999,861.11)			
	04/12/11	04/12/11	SOCIETE GENERALE NA COMM PAPER -- 0.000% 04/13/2011	83365SRD7	50,000,000.00	(49,999,875.00)	0.00	(49,999,875.00)			



**Managed Account Security Transactions & Interest**

For the Month Ending **April 30, 2011**

**SAN BERNARDINO COUNTY - 76990800**

Transaction Type		Security Description	CUSIP	Par	Principal Proceeds	Accrued Interest	Total	Realized G/L Cost	Realized G/L Amort Cost	Sale Method
Trade	Settle									
<b>BUY</b>										
04/12/11	04/12/11	SOCIETE GENERALE NA COMM PAPER -- 0.000% 04/13/2011	83365SRD7	50,000,000.00	(49,999,875.00)	0.00	(49,999,875.00)			
04/12/11	04/12/11	SOCIETE GENERALE NA COMM PAPER -- 0.000% 04/13/2011	83365SRD7	50,000,000.00	(49,999,875.00)	0.00	(49,999,875.00)			
04/13/11	04/13/11	SOCIETE GENERALE NA COMM PAPER -- 0.000% 04/14/2011	83365SRE5	50,000,000.00	(49,999,888.89)	0.00	(49,999,888.89)			
04/13/11	04/13/11	SOCIETE GENERALE NA COMM PAPER -- 0.000% 04/14/2011	83365SRE5	50,000,000.00	(49,999,888.89)	0.00	(49,999,888.89)			
04/13/11	04/13/11	SOCIETE GENERALE NA COMM PAPER -- 0.000% 04/14/2011	83365SRE5	25,000,000.00	(24,999,944.44)	0.00	(24,999,944.44)			
04/13/11	04/13/11	NORDEA NORTH AMERICA INC COMM PAPER -- 0.000% 07/14/2011	6555P1UE5	15,000,000.00	(14,992,525.00)	0.00	(14,992,525.00)			
04/13/11	04/13/11	CREDIT AGRICOLE NA COMM PAPER -- 0.000% 04/14/2011	22532CRE6	50,000,000.00	(49,999,861.11)	0.00	(49,999,861.11)			
04/13/11	04/13/11	CREDIT AGRICOLE NA COMM PAPER -- 0.000% 04/14/2011	22532CRE6	50,000,000.00	(49,999,861.11)	0.00	(49,999,861.11)			
04/13/11	04/13/11	CREDIT AGRICOLE NA COMM PAPER -- 0.000% 04/14/2011	22532CRE6	45,000,000.00	(44,999,875.00)	0.00	(44,999,875.00)			
04/13/11	04/13/11	BANK OF AMERICA CORP COMM PAPER -- 0.000% 04/14/2011	0660P1RE3	50,000,000.00	(49,999,902.78)	0.00	(49,999,902.78)			
04/13/11	04/13/11	BANK OF AMERICA CORP COMM PAPER -- 0.000% 04/14/2011	0660P1RE3	50,000,000.00	(49,999,902.78)	0.00	(49,999,902.78)			
04/14/11	04/14/11	BANK OF AMERICA CORP COMM PAPER -- 0.000% 04/15/2011	0660P1RF0	50,000,000.00	(49,999,902.78)	0.00	(49,999,902.78)			
04/14/11	04/14/11	BANK OF AMERICA CORP COMM PAPER -- 0.000% 04/15/2011	0660P1RF0	50,000,000.00	(49,999,902.78)	0.00	(49,999,902.78)			
04/14/11	04/14/11	CREDIT AGRICOLE NA COMM PAPER -- 0.000% 04/15/2011	22532CRF3	50,000,000.00	(49,999,861.11)	0.00	(49,999,861.11)			



**Managed Account Security Transactions & Interest**

For the Month Ending **April 30, 2011**

**SAN BERNARDINO COUNTY - 76990800**

Transaction Type	Trade	Settle	Security Description	CUSIP	Par	Principal Proceeds	Accrued Interest	Total	Realized G/L Cost	Realized G/L Amort Cost	Sale Method
<b>BUY</b>											
	04/14/11	04/14/11	CREDIT AGRICOLE NA COMM PAPER -- 0.000% 04/15/2011	22532CRF3	50,000,000.00	(49,999,861.11)	0.00	(49,999,861.11)			
	04/14/11	04/14/11	CREDIT AGRICOLE NA COMM PAPER -- 0.000% 04/15/2011	22532CRF3	50,000,000.00	(49,999,861.11)	0.00	(49,999,861.11)			
	04/14/11	04/14/11	SOCIETE GENERALE NA COMM PAPER -- 0.000% 04/15/2011	83365SRF2	50,000,000.00	(49,999,875.00)	0.00	(49,999,875.00)			
	04/14/11	04/14/11	SOCIETE GENERALE NA COMM PAPER -- 0.000% 04/15/2011	83365SRF2	50,000,000.00	(49,999,875.00)	0.00	(49,999,875.00)			
	04/14/11	04/14/11	SOCIETE GENERALE NA COMM PAPER -- 0.000% 04/15/2011	83365SRF2	40,000,000.00	(39,999,900.00)	0.00	(39,999,900.00)			
	04/15/11	04/15/11	SOCIETE GENERALE NA COMM PAPER -- 0.000% 04/18/2011	83365SRJ4	50,000,000.00	(49,999,541.67)	0.00	(49,999,541.67)			
	04/15/11	04/15/11	SOCIETE GENERALE NA COMM PAPER -- 0.000% 04/18/2011	83365SRJ4	50,000,000.00	(49,999,541.67)	0.00	(49,999,541.67)			
	04/15/11	04/15/11	SOCIETE GENERALE NA COMM PAPER -- 0.000% 04/18/2011	83365SRJ4	40,000,000.00	(39,999,633.33)	0.00	(39,999,633.33)			
	04/15/11	04/15/11	CREDIT AGRICOLE NA COMM PAPER -- 0.000% 04/18/2011	22532CRJ5	50,000,000.00	(49,999,416.67)	0.00	(49,999,416.67)			
	04/15/11	04/15/11	BANK OF AMERICA CORP COMM PAPER -- 0.000% 04/18/2011	0660P1RJ2	50,000,000.00	(49,999,708.33)	0.00	(49,999,708.33)			
	04/15/11	04/15/11	BANK OF AMERICA CORP COMM PAPER -- 0.000% 04/18/2011	0660P1RJ2	50,000,000.00	(49,999,708.33)	0.00	(49,999,708.33)			
	04/15/11	04/15/11	CREDIT AGRICOLE NA COMM PAPER -- 0.000% 04/18/2011	22532CRJ5	50,000,000.00	(49,999,416.67)	0.00	(49,999,416.67)			
	04/15/11	04/15/11	CREDIT AGRICOLE NA COMM PAPER -- 0.000% 04/18/2011	22532CRJ5	50,000,000.00	(49,999,416.67)	0.00	(49,999,416.67)			
	04/15/11	04/15/11	BARCLAYS BANK PLC NY CERT DEPOS DTD 04/15/2011 0.120% 05/06/2011	06740MYV9	50,000,000.00	(50,000,000.00)	0.00	(50,000,000.00)			





**Managed Account Security Transactions & Interest**

For the Month Ending **April 30, 2011**

**SAN BERNARDINO COUNTY - 76990800**

Transaction Type		Security Description	CUSIP	Par	Principal Proceeds	Accrued Interest	Total	Realized G/L Cost	Realized G/L Amort Cost	Sale Method
Trade	Settle									
<b>BUY</b>										
04/18/11	04/18/11	BARCLAYS BANK PLC NY CERT DEPOS DTD 04/18/2011 0.120% 05/05/2011	06740MYX5	50,000,000.00	(50,000,000.00)	0.00	(50,000,000.00)			
04/18/11	04/18/11	CREDIT AGRICOLE NA COMM PAPER -- 0.000% 04/19/2011	22532CRK2	50,000,000.00	(49,999,847.22)	0.00	(49,999,847.22)			
04/18/11	04/18/11	CREDIT AGRICOLE NA COMM PAPER -- 0.000% 04/19/2011	22532CRK2	50,000,000.00	(49,999,847.22)	0.00	(49,999,847.22)			
04/18/11	04/18/11	CREDIT AGRICOLE NA COMM PAPER -- 0.000% 04/19/2011	22532CRK2	50,000,000.00	(49,999,847.22)	0.00	(49,999,847.22)			
04/18/11	04/18/11	BANK OF AMERICA CORP COMM PAPER -- 0.000% 04/19/2011	0660P1RK9	35,000,000.00	(34,999,931.94)	0.00	(34,999,931.94)			
04/18/11	04/18/11	SOCIETE GENERALE N AMER COMM PAPER -- 0.000% 04/19/2011	83365SRK1	50,000,000.00	(49,999,875.00)	0.00	(49,999,875.00)			
04/18/11	04/18/11	SOCIETE GENERALE N AMER COMM PAPER -- 0.000% 04/19/2011	83365SRK1	50,000,000.00	(49,999,875.00)	0.00	(49,999,875.00)			
04/18/11	04/18/11	SOCIETE GENERALE N AMER COMM PAPER -- 0.000% 04/19/2011	83365SRK1	50,000,000.00	(49,999,875.00)	0.00	(49,999,875.00)			
04/18/11	04/18/11	NORDEA BANK FINLAND NY CERT DEPOS DTD 04/18/2011 0.210% 07/18/2011	65557VQR5	50,000,000.00	(50,000,000.00)	0.00	(50,000,000.00)			
04/19/11	04/19/11	SOCIETE GENERALE N AMER COMM PAPER -- 0.000% 04/20/2011	83365SRL9	50,000,000.00	(49,999,861.11)	0.00	(49,999,861.11)			
04/19/11	04/19/11	SOCIETE GENERALE N AMER COMM PAPER -- 0.000% 04/20/2011	83365SRL9	50,000,000.00	(49,999,861.11)	0.00	(49,999,861.11)			



**Managed Account Security Transactions & Interest**

For the Month Ending **April 30, 2011**

**SAN BERNARDINO COUNTY - 76990800**

Transaction Type	Trade	Settle	Security Description	CUSIP	Par	Principal Proceeds	Accrued Interest	Total	Realized G/L Cost	Realized G/L Amort Cost	Sale Method
<b>BUY</b>											
	04/19/11	04/19/11	SOCIETE GENERALE N AMER COMM PAPER -- 0.000% 04/20/2011	83365SRL9	30,000,000.00	(29,999,916.67)	0.00	(29,999,916.67)			
	04/19/11	04/19/11	CREDIT AGRICOLE NA COMM PAPER -- 0.000% 04/20/2011	22532CRL0	50,000,000.00	(49,999,847.22)	0.00	(49,999,847.22)			
	04/19/11	04/19/11	CREDIT AGRICOLE NA COMM PAPER -- 0.000% 04/20/2011	22532CRL0	50,000,000.00	(49,999,847.22)	0.00	(49,999,847.22)			
	04/19/11	04/19/11	CREDIT AGRICOLE NA COMM PAPER -- 0.000% 04/20/2011	22532CRL0	30,000,000.00	(29,999,908.33)	0.00	(29,999,908.33)			
	04/19/11	04/19/11	CREDIT AGRICOLE NA COMM PAPER -- 0.000% 04/20/2011	22532CRL0	20,000,000.00	(19,999,938.89)	0.00	(19,999,938.89)			
	04/19/11	04/19/11	BANK OF AMERICA CORP COMM PAPER -- 0.000% 04/20/2011	0660P1RL7	50,000,000.00	(49,999,888.89)	0.00	(49,999,888.89)			
	04/19/11	04/19/11	BANK OF AMERICA CORP COMM PAPER -- 0.000% 04/20/2011	0660P1RL7	25,000,000.00	(24,999,944.44)	0.00	(24,999,944.44)			
	04/20/11	04/20/11	CREDIT AGRICOLE NA COMM PAPER -- 0.000% 04/21/2011	22532CRM8	50,000,000.00	(49,999,847.22)	0.00	(49,999,847.22)			
	04/20/11	04/20/11	CREDIT AGRICOLE NA COMM PAPER -- 0.000% 04/21/2011	22532CRM8	50,000,000.00	(49,999,847.22)	0.00	(49,999,847.22)			
	04/20/11	04/20/11	CREDIT AGRICOLE NA COMM PAPER -- 0.000% 04/21/2011	22532CRM8	50,000,000.00	(49,999,847.22)	0.00	(49,999,847.22)			
	04/20/11	04/20/11	BANK OF AMERICA CORP COMM PAPER -- 0.000% 04/21/2011	0660P1RM5	10,000,000.00	(9,999,977.78)	0.00	(9,999,977.78)			
	04/20/11	04/20/11	SOCIETE GENERALE NA COMM PAPER -- 0.000% 04/21/2011	83365SRM7	50,000,000.00	(49,999,875.00)	0.00	(49,999,875.00)			
	04/20/11	04/20/11	SOCIETE GENERALE NA COMM PAPER -- 0.000% 04/21/2011	83365SRM7	50,000,000.00	(49,999,875.00)	0.00	(49,999,875.00)			
	04/20/11	04/20/11	SOCIETE GENERALE NA COMM PAPER -- 0.000% 04/21/2011	83365SRM7	40,000,000.00	(39,999,900.00)	0.00	(39,999,900.00)			



**Managed Account Security Transactions & Interest**

For the Month Ending **April 30, 2011**

**SAN BERNARDINO COUNTY - 76990800**

Transaction Type	Trade	Settle	Security Description	CUSIP	Par	Principal Proceeds	Accrued Interest	Total	Realized G/L Cost	Realized G/L Amort Cost	Sale Method
<b>BUY</b>											
	04/21/11	04/21/11	NORDEA BANK FINLAND NY CERT DEPOS DTD 04/21/2011 0.190% 07/20/2011	65557VRA1	25,000,000.00	(25,000,000.00)	0.00	(25,000,000.00)			
	04/21/11	04/21/11	BANK OF AMERICA CORP COMM PAPER -- 0.000% 04/25/2011	0660P1RR4	50,000,000.00	(49,999,555.56)	0.00	(49,999,555.56)			
	04/21/11	04/21/11	BANK OF AMERICA CORP COMM PAPER -- 0.000% 04/25/2011	0660P1RR4	10,000,000.00	(9,999,911.11)	0.00	(9,999,911.11)			
	04/21/11	04/21/11	NORDEA NORTH AMERICA INC COMM PAPER -- 0.000% 07/18/2011	6555P1UJ4	25,000,000.00	(24,987,777.78)	0.00	(24,987,777.78)			
	04/21/11	04/21/11	SOCIETE GENERALE NA COMM PAPER -- 0.000% 04/25/2011	83365SRR6	50,000,000.00	(49,999,444.44)	0.00	(49,999,444.44)			
	04/21/11	04/21/11	SOCIETE GENERALE NA COMM PAPER -- 0.000% 04/25/2011	83365SRR6	25,000,000.00	(24,999,722.22)	0.00	(24,999,722.22)			
	04/21/11	04/21/11	SOCIETE GENERALE NA COMM PAPER -- 0.000% 04/25/2011	83365SRR6	50,000,000.00	(49,999,444.44)	0.00	(49,999,444.44)			
	04/21/11	04/21/11	CREDIT AGRICOLE NA COMM PAPER -- 0.000% 04/25/2011	22532CRR7	25,000,000.00	(24,999,694.44)	0.00	(24,999,694.44)			
	04/21/11	04/21/11	CREDIT AGRICOLE NA COMM PAPER -- 0.000% 04/25/2011	22532CRR7	50,000,000.00	(49,999,388.89)	0.00	(49,999,388.89)			
	04/21/11	04/21/11	CREDIT AGRICOLE NA COMM PAPER -- 0.000% 04/25/2011	22532CRR7	50,000,000.00	(49,999,388.89)	0.00	(49,999,388.89)			
	04/21/11	04/21/11	CREDIT AGRICOLE NA COMM PAPER -- 0.000% 04/25/2011	22532CRR7	10,000,000.00	(9,999,877.78)	0.00	(9,999,877.78)			
	04/25/11	04/25/11	CREDIT AGRICOLE NA COMM PAPER -- 0.000% 04/26/2011	22532CRS5	25,000,000.00	(24,999,930.56)	0.00	(24,999,930.56)			
	04/25/11	04/25/11	CREDIT AGRICOLE NA COMM PAPER -- 0.000% 04/26/2011	22532CRS5	50,000,000.00	(49,999,861.11)	0.00	(49,999,861.11)			
	04/25/11	04/25/11	CREDIT AGRICOLE NA COMM PAPER -- 0.000% 04/26/2011	22532CRS5	50,000,000.00	(49,999,861.11)	0.00	(49,999,861.11)			



**Managed Account Security Transactions & Interest**

For the Month Ending **April 30, 2011**

**SAN BERNARDINO COUNTY - 76990800**

Transaction Type		Security Description	CUSIP	Par	Principal Proceeds	Accrued Interest	Total	Realized G/L Cost	Realized G/L Amort Cost	Sale Method
Trade	Settle									
<b>BUY</b>										
04/25/11	04/25/11	SOCIETE GENERALE NA COMM PAPER -- 0.000% 04/26/2011	83365SRS4	50,000,000.00	(49,999,875.00)	0.00	(49,999,875.00)			
04/25/11	04/25/11	SOCIETE GENERALE NA COMM PAPER -- 0.000% 04/26/2011	83365SRS4	50,000,000.00	(49,999,875.00)	0.00	(49,999,875.00)			
04/25/11	04/25/11	BANK OF AMERICA CORP COMM PAPER -- 0.000% 04/26/2011	0660P1RS2	50,000,000.00	(49,999,875.00)	0.00	(49,999,875.00)			
04/25/11	04/25/11	BANK OF AMERICA CORP COMM PAPER -- 0.000% 04/26/2011	0660P1RS2	50,000,000.00	(49,999,875.00)	0.00	(49,999,875.00)			
04/26/11	04/26/11	SOCIETE GENERALE NA COMM PAPER -- 0.000% 04/27/2011	83365SRT2	50,000,000.00	(49,999,875.00)	0.00	(49,999,875.00)			
04/26/11	04/26/11	SOCIETE GENERALE NA COMM PAPER -- 0.000% 04/27/2011	83365SRT2	50,000,000.00	(49,999,875.00)	0.00	(49,999,875.00)			
04/26/11	04/26/11	CREDIT AGRICOLE NA COMM PAPER -- 0.000% 04/27/2011	22532CRT3	50,000,000.00	(49,999,861.11)	0.00	(49,999,861.11)			
04/26/11	04/26/11	CREDIT AGRICOLE NA COMM PAPER -- 0.000% 04/27/2011	22532CRT3	30,000,000.00	(29,999,916.67)	0.00	(29,999,916.67)			
04/26/11	04/26/11	CREDIT AGRICOLE NA COMM PAPER -- 0.000% 04/27/2011	22532CRT3	50,000,000.00	(49,999,861.11)	0.00	(49,999,861.11)			
04/26/11	04/26/11	BANK OF AMERICA CORP COMM PAPER -- 0.000% 04/27/2011	0660P1RT0	50,000,000.00	(49,999,888.89)	0.00	(49,999,888.89)			
04/26/11	04/26/11	BANK OF AMERICA CORP COMM PAPER -- 0.000% 04/27/2011	0660P1RT0	50,000,000.00	(49,999,888.89)	0.00	(49,999,888.89)			
04/27/11	04/27/11	BANK OF AMERICA CORP COMM PAPER -- 0.000% 04/28/2011	0660P1RU7	50,000,000.00	(49,999,888.89)	0.00	(49,999,888.89)			
04/27/11	04/27/11	BANK OF AMERICA CORP COMM PAPER -- 0.000% 04/28/2011	0660P1RU7	50,000,000.00	(49,999,888.89)	0.00	(49,999,888.89)			
04/27/11	04/27/11	CREDIT AGRICOLE NA COMM PAPER -- 0.000% 04/28/2011	22532CRU0	50,000,000.00	(49,999,861.11)	0.00	(49,999,861.11)			



**Managed Account Security Transactions & Interest**

For the Month Ending **April 30, 2011**

**SAN BERNARDINO COUNTY - 76990800**

Transaction Type	Trade	Settle	Security Description	CUSIP	Par	Principal Proceeds	Accrued Interest	Total	Realized G/L Cost	Realized G/L Amort Cost	Sale Method
<b>BUY</b>											
	04/27/11	04/27/11	BANK OF AMERICA CORP COMM PAPER -- 0.000% 04/28/2011	0660P1RU7	50,000,000.00	(49,999,888.89)	0.00	(49,999,888.89)			
	04/27/11	04/27/11	CREDIT AGRICOLE NA COMM PAPER -- 0.000% 04/28/2011	22532CRU0	50,000,000.00	(49,999,861.11)	0.00	(49,999,861.11)			
	04/27/11	04/27/11	CREDIT AGRICOLE NA COMM PAPER -- 0.000% 04/28/2011	22532CRU0	50,000,000.00	(49,999,861.11)	0.00	(49,999,861.11)			
	04/27/11	04/27/11	CREDIT AGRICOLE NA COMM PAPER -- 0.000% 04/28/2011	22532CRU0	30,000,000.00	(29,999,916.67)	0.00	(29,999,916.67)			
	04/27/11	04/27/11	SOCIETE GENERALE NA COMM PAPER -- 0.000% 04/28/2011	83365SRU9	50,000,000.00	(49,999,875.00)	0.00	(49,999,875.00)			
	04/27/11	04/27/11	SOCIETE GENERALE NA COMM PAPER -- 0.000% 04/28/2011	83365SRU9	50,000,000.00	(49,999,875.00)	0.00	(49,999,875.00)			
	04/27/11	04/27/11	SOCIETE GENERALE NA COMM PAPER -- 0.000% 04/28/2011	83365SRU9	50,000,000.00	(49,999,875.00)	0.00	(49,999,875.00)			
	04/28/11	04/28/11	SOCIETE GENERALE NA COMM PAPER -- 0.000% 04/29/2011	83365SRV7	50,000,000.00	(49,999,861.11)	0.00	(49,999,861.11)			
	04/28/11	04/28/11	SOCIETE GENERALE NA COMM PAPER -- 0.000% 04/29/2011	83365SRV7	50,000,000.00	(49,999,861.11)	0.00	(49,999,861.11)			
	04/28/11	04/28/11	SOCIETE GENERALE NA COMM PAPER -- 0.000% 04/29/2011	83365SRV7	50,000,000.00	(49,999,861.11)	0.00	(49,999,861.11)			
	04/28/11	04/28/11	SOCIETE GENERALE NA COMM PAPER -- 0.000% 04/29/2011	83365SRV7	30,000,000.00	(29,999,916.67)	0.00	(29,999,916.67)			
	04/28/11	04/28/11	CREDIT AGRICOLE NA COMM PAPER -- 0.000% 04/29/2011	22532CRV8	50,000,000.00	(49,999,875.00)	0.00	(49,999,875.00)			
	04/28/11	04/28/11	CREDIT AGRICOLE NA COMM PAPER -- 0.000% 04/29/2011	22532CRV8	50,000,000.00	(49,999,875.00)	0.00	(49,999,875.00)			
	04/28/11	04/28/11	CREDIT AGRICOLE NA COMM PAPER -- 0.000% 04/29/2011	22532CRV8	50,000,000.00	(49,999,875.00)	0.00	(49,999,875.00)			



**Managed Account Security Transactions & Interest**

For the Month Ending **April 30, 2011**

**SAN BERNARDINO COUNTY - 76990800**

Transaction Type	Trade	Settle	Security Description	CUSIP	Par	Principal Proceeds	Accrued Interest	Total	Realized G/L Cost	Realized G/L Amort Cost	Sale Method
<b>BUY</b>											
	04/28/11	04/28/11	BANK OF AMERICA CORP COMM PAPER -- 0.000% 04/29/2011	0660P1RV5	50,000,000.00	(49,999,888.89)	0.00	(49,999,888.89)			
	04/28/11	04/28/11	BANK OF AMERICA CORP COMM PAPER -- 0.000% 04/29/2011	0660P1RV5	50,000,000.00	(49,999,888.89)	0.00	(49,999,888.89)			
	04/28/11	04/28/11	BANK OF AMERICA CORP COMM PAPER -- 0.000% 04/29/2011	0660P1RV5	50,000,000.00	(49,999,888.89)	0.00	(49,999,888.89)			
	04/29/11	04/29/11	CREDIT AGRICOLE NA COMM PAPER -- 0.000% 05/02/2011	22532CS21	50,000,000.00	(49,999,583.33)	0.00	(49,999,583.33)			
	04/29/11	04/29/11	CREDIT AGRICOLE NA COMM PAPER -- 0.000% 05/02/2011	22532CS21	50,000,000.00	(49,999,583.33)	0.00	(49,999,583.33)			
	04/29/11	04/29/11	CREDIT AGRICOLE NA COMM PAPER -- 0.000% 05/02/2011	22532CS21	50,000,000.00	(49,999,583.33)	0.00	(49,999,583.33)			
	04/29/11	04/29/11	SOCIETE GENERALE NA COMM PAPER -- 0.000% 05/02/2011	83365SS20	50,000,000.00	(49,999,583.33)	0.00	(49,999,583.33)			
	04/29/11	04/29/11	SOCIETE GENERALE NA COMM PAPER -- 0.000% 05/02/2011	83365SS20	50,000,000.00	(49,999,583.33)	0.00	(49,999,583.33)			
	04/29/11	04/29/11	SOCIETE GENERALE NA COMM PAPER -- 0.000% 05/02/2011	83365SS20	50,000,000.00	(49,999,583.33)	0.00	(49,999,583.33)			
	04/29/11	04/29/11	BANK OF AMERICA CORP COMM PAPER -- 0.000% 05/02/2011	0660P1S28	50,000,000.00	(49,999,666.67)	0.00	(49,999,666.67)			
	04/29/11	04/29/11	BANK OF AMERICA CORP COMM PAPER -- 0.000% 05/02/2011	0660P1S28	50,000,000.00	(49,999,666.67)	0.00	(49,999,666.67)			
	04/29/11	04/29/11	BANK OF AMERICA CORP COMM PAPER -- 0.000% 05/02/2011	0660P1S28	50,000,000.00	(49,999,666.67)	0.00	(49,999,666.67)			
	04/29/11	04/29/11	GENERAL ELEC CAP CORP COMM PAPER -- 0.000% 08/01/2011	36959JV18	45,000,000.00	(44,982,375.00)	0.00	(44,982,375.00)			
	<b>04/29/11</b>	<b>05/03/11</b>	<b>RABOBANK NEDERLAND NV NY CERT DEPOS DTD 05/03/2011 0.260% 10/31/2011</b>	<b>74977MVP7</b>	<b>25,000,000.00</b>	<b>(25,000,000.00)</b>	<b>0.00</b>	<b>(25,000,000.00)</b>			



**Managed Account Security Transactions & Interest**

For the Month Ending **April 30, 2011**

**SAN BERNARDINO COUNTY - 76990800**

Transaction Type	Trade	Settle	Security Description	CUSIP	Par	Principal Proceeds	Accrued Interest	Total	Realized G/L Cost	Realized G/L Amort Cost	Sale Method
<b>BUY</b>											

**Transaction Type Sub-Total** **8,201,000,000.00 (8,200,929,097.99) (112,569.06) (8,201,041,667.05)**

<b>INTEREST</b>											
04/02/11	04/02/11		FFCB BONDS (FLOATING) DTD 11/02/2009 0.223% 11/02/2011	31331G2M0	25,000,000.00	0.00	5,188.20	5,188.20			
04/07/11	04/07/11		FFCB BONDS DTD 04/07/2004 3.750% 04/07/2011	31331TZN4	12,150,000.00	0.00	227,812.50	227,812.50			
04/08/11	04/08/11		FNMA NOTES (CALLABLE) DTD 10/08/2010 1.125% 10/08/2013	31398A4H2	25,000,000.00	0.00	140,625.00	140,625.00			
04/10/11	04/10/11		FHLMC NOTES (FLOATING) DTD 01/10/2011 0.280% 01/10/2013	3134G1U69	25,000,000.00	0.00	21,333.25	21,333.25			
04/10/11	04/10/11		FHLMC NOTES (FLOATING) DTD 01/10/2011 0.280% 01/10/2013	3134G1U69	50,000,000.00	0.00	42,666.50	42,666.50			
04/12/11	04/12/11		FHLMC (FLOATING) NOTES DTD 10/12/2010 0.230% 10/12/2012	3134G1WN0	25,000,000.00	0.00	18,194.25	18,194.25			
04/14/11	04/14/11		FFCB NOTES (FLOATING) DTD 01/14/2011 0.260% 01/14/2013	31331J7K3	50,000,000.00	0.00	39,486.00	39,486.00			
04/15/11	04/15/11		FFCB BONDS DTD 04/15/2010 1.875% 04/15/2013	31331JKS1	25,000,000.00	0.00	234,375.00	234,375.00			
04/18/11	04/18/11		FNMA NOTES (CALLABLE) DTD 10/18/2010 1.000% 10/18/2013	31398A4Q2	5,000,000.00	0.00	25,000.00	25,000.00			
04/18/11	04/18/11		FNMA NOTES (CALLABLE) DTD 10/18/2010 1.000% 10/18/2013	31398A4Q2	5,000,000.00	0.00	25,000.00	25,000.00			
04/18/11	04/18/11		FHLMC GLOBAL REFERENCE NOTES DTD 03/09/2006 5.125% 04/18/2011	3137EAAB5	12,000,000.00	0.00	307,500.00	307,500.00			
04/18/11	04/18/11		FNMA NOTES (CALLABLE) DTD 10/18/2010 1.000% 10/18/2013	31398A4Q2	5,000,000.00	0.00	25,000.00	25,000.00			
04/18/11	04/18/11		FHLMC GLOBAL REFERENCE NOTES DTD 03/09/2006 5.125% 04/18/2011	3137EAAB5	25,000,000.00	0.00	640,625.00	640,625.00			



**Managed Account Security Transactions & Interest**

For the Month Ending **April 30, 2011**

**SAN BERNARDINO COUNTY - 76990800**

Transaction Type	Trade	Settle	Security Description	CUSIP	Par	Principal Proceeds	Accrued Interest	Total	Realized G/L Cost	Realized G/L Amort Cost	Sale Method
<b>INTEREST</b>											
	04/18/11	04/18/11	FFCB FLOATING BONDS DTD 05/18/2009 0.306% 05/18/2011	31331GWG0	25,000,000.00	0.00	7,394.79	7,394.79			
	04/18/11	04/18/11	FNMA NOTES (CALLABLE) DTD 10/18/2010 1.000% 10/18/2013	31398A4Q2	5,000,000.00	0.00	25,000.00	25,000.00			
	04/18/11	04/18/11	FNMA STEP-RATE NOTES (CALLABLE) DTD 10/18/2010 0.625% 10/18/2013	3136FPNT0	25,000,000.00	0.00	78,125.00	78,125.00			
	04/18/11	04/18/11	FHLMC GLOBAL REFERENCE NOTES DTD 03/09/2006 5.125% 04/18/2011	3137EAAB5	25,000,000.00	0.00	640,625.00	640,625.00			
	04/21/11	04/21/11	FFCB BONDS DTD 04/21/2008 2.625% 04/21/2011	31331YG46	25,000,000.00	0.00	328,125.00	328,125.00			
	04/21/11	04/21/11	FFCB BONDS DTD 04/21/2008 2.625% 04/21/2011	31331YG46	50,000,000.00	0.00	656,250.00	656,250.00			
	04/24/11	04/24/11	FHLMC NOTES (FLOATING) DTD 01/24/2011 0.260% 01/24/2013	3134G1X90	25,000,000.00	0.00	19,083.33	19,083.33			
	04/26/11	04/26/11	FHLMC (FLOATING) MTN DTD 04/26/2010 0.213% 10/26/2011	3134G1BL7	20,800,000.00	0.00	4,446.43	4,446.43			
	04/28/11	04/28/11	FHLMC NOTES DTD 08/20/2010 0.875% 10/28/2013	3137EACL1	25,000,000.00	0.00	150,694.44	150,694.44			
	04/30/11	04/30/11	GOLDMAN FS GOVERNMENT MM FUND	38141W273	0.00	0.00	546.01	546.01			
	04/30/11	04/30/11	US TREASURY NOTES DTD 04/30/2009 0.875% 04/30/2011	912828KL3	50,000,000.00	0.00	218,750.00	218,750.00			
	04/30/11	04/30/11	FEDERATED GOVT OBLIGATIONS FUND	60934N104	0.00	0.00	8.10	8.10			
	04/30/11	04/30/11	FEDERATED PRIME OBLIGATION MUTUAL	60934N203	0.00	0.00	108.40	108.40			
<b>Transaction Type Sub-Total</b>					<b>564,950,000.00</b>	<b>0.00</b>	<b>3,881,962.20</b>	<b>3,881,962.20</b>			
<b>MATURITY</b>											
	04/01/11	04/01/11	GENERAL ELEC CAP CORP COMM PAPER -- 0.000% 04/01/2011	36959JR13	50,000,000.00	50,000,000.00	0.00	50,000,000.00	5,902.78	0.00	





**Managed Account Security Transactions & Interest**

For the Month Ending **April 30, 2011**

**SAN BERNARDINO COUNTY - 76990800**

Transaction Type		Security Description	CUSIP	Par	Principal Proceeds	Accrued Interest	Total	Realized G/L Cost	Realized G/L Amort Cost	Sale Method
Trade	Settle									
<b>MATURITY</b>										
04/01/11	04/01/11	GENERAL ELEC CAP CORP COMM PAPER -- 0.000% 04/01/2011	36959JR13	10,000,000.00	10,000,000.00	0.00	10,000,000.00	1,180.56	0.00	
04/01/11	04/01/11	CREDIT AGRICOLE NA COMM PAPER -- 0.000% 04/01/2011	22532CR14	50,000,000.00	50,000,000.00	0.00	50,000,000.00	180.56	0.00	
04/01/11	04/01/11	CREDIT AGRICOLE NA COMM PAPER -- 0.000% 04/01/2011	22532CR14	50,000,000.00	50,000,000.00	0.00	50,000,000.00	180.56	0.00	
04/01/11	04/01/11	CREDIT AGRICOLE NA COMM PAPER -- 0.000% 04/01/2011	22532CR14	50,000,000.00	50,000,000.00	0.00	50,000,000.00	180.56	0.00	
04/01/11	04/01/11	CREDIT AGRICOLE NA COMM PAPER -- 0.000% 04/01/2011	22532CR14	25,000,000.00	25,000,000.00	0.00	25,000,000.00	90.28	0.00	
04/01/11	04/01/11	BARCLAYS US FUNDING LLC COMM PAPER -- 0.000% 04/01/2011	06737JR15	50,000,000.00	50,000,000.00	0.00	50,000,000.00	2,916.67	0.00	
04/04/11	04/04/11	BARCLAYS US FUNDING LLC COMM PAPER -- 0.000% 04/04/2011	06737JR49	50,000,000.00	50,000,000.00	0.00	50,000,000.00	3,541.67	0.00	
04/04/11	04/04/11	CREDIT AGRICOLE NA COMM PAPER -- 0.000% 04/04/2011	22532CR48	45,000,000.00	45,000,000.00	0.00	45,000,000.00	487.50	0.00	
04/04/11	04/04/11	CREDIT AGRICOLE NA COMM PAPER -- 0.000% 04/04/2011	22532CR48	50,000,000.00	50,000,000.00	0.00	50,000,000.00	541.67	0.00	
04/04/11	04/04/11	CREDIT AGRICOLE NA COMM PAPER -- 0.000% 04/04/2011	22532CR48	50,000,000.00	50,000,000.00	0.00	50,000,000.00	541.67	0.00	
04/04/11	04/04/11	SOCIETE GENERALE NA COMM PAPER -- 0.000% 04/04/2011	83365SR47	50,000,000.00	50,000,000.00	0.00	50,000,000.00	541.67	0.00	
04/04/11	04/04/11	SOCIETE GENERALE NA COMM PAPER -- 0.000% 04/04/2011	83365SR47	50,000,000.00	50,000,000.00	0.00	50,000,000.00	541.67	0.00	
04/05/11	04/05/11	SOCIETE GENERALE NA COMM PAPER -- 0.000% 04/05/2011	83365SR54	50,000,000.00	50,000,000.00	0.00	50,000,000.00	152.78	0.00	
04/05/11	04/05/11	SOCIETE GENERALE NA COMM PAPER -- 0.000% 04/05/2011	83365SR54	50,000,000.00	50,000,000.00	0.00	50,000,000.00	152.78	0.00	



**Managed Account Security Transactions & Interest**

For the Month Ending **April 30, 2011**

**SAN BERNARDINO COUNTY - 76990800**

Transaction Type	Trade	Settle	Security Description	CUSIP	Par	Principal Proceeds	Accrued Interest	Total	Realized G/L Cost	Realized G/L Amort Cost	Sale Method
<b>MATURITY</b>											
	04/05/11	04/05/11	BANK OF AMERICA CORP COMM PAPER -- 0.000% 04/05/2011	0660P1R52	50,000,000.00	50,000,000.00	0.00	50,000,000.00	166.67	0.00	
	04/05/11	04/05/11	BANK OF AMERICA CORP COMM PAPER -- 0.000% 04/05/2011	0660P1R52	50,000,000.00	50,000,000.00	0.00	50,000,000.00	166.67	0.00	
	04/05/11	04/05/11	CREDIT AGRICOLE NA COMM PAPER -- 0.000% 04/05/2011	22532CR55	50,000,000.00	50,000,000.00	0.00	50,000,000.00	138.89	0.00	
	04/05/11	04/05/11	CREDIT AGRICOLE NA COMM PAPER -- 0.000% 04/05/2011	22532CR55	50,000,000.00	50,000,000.00	0.00	50,000,000.00	138.89	0.00	
	04/06/11	04/06/11	CREDIT AGRICOLE NA COMM PAPER -- 0.000% 04/06/2011	22532CR63	50,000,000.00	50,000,000.00	0.00	50,000,000.00	125.00	0.00	
	04/06/11	04/06/11	BANK OF AMERICA CORP COMM PAPER -- 0.000% 04/06/2011	0660P1R60	50,000,000.00	50,000,000.00	0.00	50,000,000.00	152.78	0.00	
	04/06/11	04/06/11	BANK OF AMERICA CORP COMM PAPER -- 0.000% 04/06/2011	0660P1R60	50,000,000.00	50,000,000.00	0.00	50,000,000.00	152.78	0.00	
	04/06/11	04/06/11	SOCIETE GENERALE NA COMM PAPER -- 0.000% 04/06/2011	83365SR62	50,000,000.00	50,000,000.00	0.00	50,000,000.00	125.00	0.00	
	04/06/11	04/06/11	SOCIETE GENERALE NA COMM PAPER -- 0.000% 04/06/2011	83365SR62	50,000,000.00	50,000,000.00	0.00	50,000,000.00	125.00	0.00	
	04/06/11	04/06/11	SOCIETE GENERALE NA COMM PAPER -- 0.000% 04/06/2011	83365SR62	50,000,000.00	50,000,000.00	0.00	50,000,000.00	125.00	0.00	
	04/07/11	04/07/11	FFCB BONDS DTD 04/07/2004 3.750% 04/07/2011	31331TZN4	12,150,000.00	12,150,000.00	0.00	12,150,000.00	(278,235.00)	0.00	
	04/07/11	04/07/11	CREDIT AGRICOLE NA COMM PAPER -- 0.000% 04/07/2011	22532CR71	50,000,000.00	50,000,000.00	0.00	50,000,000.00	138.89	0.00	
	04/07/11	04/07/11	CREDIT AGRICOLE NA COMM PAPER -- 0.000% 04/07/2011	22532CR71	50,000,000.00	50,000,000.00	0.00	50,000,000.00	138.89	0.00	
	04/07/11	04/07/11	CREDIT AGRICOLE NA COMM PAPER -- 0.000% 04/07/2011	22532CR71	45,000,000.00	45,000,000.00	0.00	45,000,000.00	125.00	0.00	



**Managed Account Security Transactions & Interest**

For the Month Ending **April 30, 2011**

**SAN BERNARDINO COUNTY - 76990800**

Transaction Type		Security Description	CUSIP	Par	Principal Proceeds	Accrued Interest	Total	Realized G/L Cost	Realized G/L Amort Cost	Sale Method
Trade	Settle									
<b>MATURITY</b>										
04/07/11	04/07/11	BANK OF AMERICA CORP COMM PAPER -- 0.000% 04/07/2011	0660P1R78	50,000,000.00	50,000,000.00	0.00	50,000,000.00	152.78	0.00	
04/07/11	04/07/11	BANK OF AMERICA CORP COMM PAPER -- 0.000% 04/07/2011	0660P1R78	50,000,000.00	50,000,000.00	0.00	50,000,000.00	152.78	0.00	
04/07/11	04/07/11	BANK OF AMERICA CORP COMM PAPER -- 0.000% 04/07/2011	0660P1R78	50,000,000.00	50,000,000.00	0.00	50,000,000.00	152.78	0.00	
04/08/11	04/08/11	BANK OF AMERICA CORP COMM PAPER -- 0.000% 04/08/2011	0660P1R86	50,000,000.00	50,000,000.00	0.00	50,000,000.00	138.89	0.00	
04/08/11	04/08/11	BANK OF AMERICA CORP COMM PAPER -- 0.000% 04/08/2011	0660P1R86	50,000,000.00	50,000,000.00	0.00	50,000,000.00	138.89	0.00	
04/08/11	04/08/11	BARCLAYS US FUNDING LLC COMM PAPER -- 0.000% 04/08/2011	06737JR80	50,000,000.00	50,000,000.00	0.00	50,000,000.00	138.89	0.00	
04/08/11	04/08/11	BARCLAYS US FUNDING LLC COMM PAPER -- 0.000% 04/08/2011	06737JR80	50,000,000.00	50,000,000.00	0.00	50,000,000.00	138.89	0.00	
04/08/11	04/08/11	SOCIETE GENERALE NA COMM PAPER -- 0.000% 04/08/2011	83365SR88	50,000,000.00	50,000,000.00	0.00	50,000,000.00	138.89	0.00	
04/08/11	04/08/11	SOCIETE GENERALE NA COMM PAPER -- 0.000% 04/08/2011	83365SR88	50,000,000.00	50,000,000.00	0.00	50,000,000.00	138.89	0.00	
04/08/11	04/08/11	SOCIETE GENERALE NA COMM PAPER -- 0.000% 04/08/2011	83365SR88	50,000,000.00	50,000,000.00	0.00	50,000,000.00	138.89	0.00	
04/08/11	04/08/11	CREDIT AGRICOLE NA COMM PAPER -- 0.000% 04/08/2011	22532CR89	50,000,000.00	50,000,000.00	0.00	50,000,000.00	138.89	0.00	
04/08/11	04/08/11	CREDIT AGRICOLE NA COMM PAPER -- 0.000% 04/08/2011	22532CR89	50,000,000.00	50,000,000.00	0.00	50,000,000.00	138.89	0.00	
04/11/11	04/11/11	BANK OF AMERICA CORP COMM PAPER -- 0.000% 04/11/2011	0660P1RB9	50,000,000.00	50,000,000.00	0.00	50,000,000.00	375.00	0.00	
04/11/11	04/11/11	BANK OF AMERICA CORP COMM PAPER -- 0.000% 04/11/2011	0660P1RB9	50,000,000.00	50,000,000.00	0.00	50,000,000.00	375.00	0.00	



**Managed Account Security Transactions & Interest**

For the Month Ending **April 30, 2011**

**SAN BERNARDINO COUNTY - 76990800**

Transaction Type	Trade	Settle	Security Description	CUSIP	Par	Principal Proceeds	Accrued Interest	Total	Realized G/L Cost	Realized G/L Amort Cost	Sale Method
<b>MATURITY</b>											
	04/11/11	04/11/11	BANK OF AMERICA CORP COMM PAPER -- 0.000% 04/11/2011	0660P1RB9	50,000,000.00	50,000,000.00	0.00	50,000,000.00	375.00	0.00	
	04/11/11	04/11/11	CREDIT AGRICOLE NA COMM PAPER -- 0.000% 04/11/2011	22532CRB2	50,000,000.00	50,000,000.00	0.00	50,000,000.00	416.67	0.00	
	04/11/11	04/11/11	CREDIT AGRICOLE NA COMM PAPER -- 0.000% 04/11/2011	22532CRB2	50,000,000.00	50,000,000.00	0.00	50,000,000.00	416.67	0.00	
	04/11/11	04/11/11	CREDIT AGRICOLE NA COMM PAPER -- 0.000% 04/11/2011	22532CRB2	50,000,000.00	50,000,000.00	0.00	50,000,000.00	416.67	0.00	
	04/11/11	04/11/11	SOCIETE GENERALE NA COMM PAPER -- 0.000% 04/11/2011	83365SRB1	50,000,000.00	50,000,000.00	0.00	50,000,000.00	375.00	0.00	
	04/11/11	04/11/11	SOCIETE GENERALE NA COMM PAPER -- 0.000% 04/11/2011	83365SRB1	50,000,000.00	50,000,000.00	0.00	50,000,000.00	375.00	0.00	
	04/11/11	04/11/11	SOCIETE GENERALE NA COMM PAPER -- 0.000% 04/11/2011	83365SRB1	50,000,000.00	50,000,000.00	0.00	50,000,000.00	375.00	0.00	
	04/12/11	04/12/11	BANK OF AMERICA CORP COMM PAPER -- 0.000% 04/12/2011	0660P1RC7	50,000,000.00	50,000,000.00	0.00	50,000,000.00	125.00	0.00	
	04/12/11	04/12/11	BANK OF AMERICA CORP COMM PAPER -- 0.000% 04/12/2011	0660P1RC7	50,000,000.00	50,000,000.00	0.00	50,000,000.00	125.00	0.00	
	04/12/11	04/12/11	CREDIT AGRICOLE NA COMM PAPER -- 0.000% 04/12/2011	22532CRC0	50,000,000.00	50,000,000.00	0.00	50,000,000.00	138.89	0.00	
	04/12/11	04/12/11	CREDIT AGRICOLE NA COMM PAPER -- 0.000% 04/12/2011	22532CRC0	35,000,000.00	35,000,000.00	0.00	35,000,000.00	97.22	0.00	
	04/12/11	04/12/11	SOCIETE GENERALE NA COMM PAPER -- 0.000% 04/12/2011	83365SRC9	50,000,000.00	50,000,000.00	0.00	50,000,000.00	138.89	0.00	
	04/12/11	04/12/11	SOCIETE GENERALE NA COMM PAPER -- 0.000% 04/12/2011	83365SRC9	50,000,000.00	50,000,000.00	0.00	50,000,000.00	138.89	0.00	
	04/12/11	04/12/11	SOCIETE GENERALE NA COMM PAPER -- 0.000% 04/12/2011	83365SRC9	50,000,000.00	50,000,000.00	0.00	50,000,000.00	138.89	0.00	



**Managed Account Security Transactions & Interest**

For the Month Ending **April 30, 2011**

**SAN BERNARDINO COUNTY - 76990800**

Transaction Type	Trade	Settle	Security Description	CUSIP	Par	Principal Proceeds	Accrued Interest	Total	Realized G/L Cost	Realized G/L Amort Cost	Sale Method
<b>MATURITY</b>											
	04/13/11	04/13/11	SOCIETE GENERALE NA COMM PAPER -- 0.000% 04/13/2011	83365SRD7	50,000,000.00	50,000,000.00	0.00	50,000,000.00	125.00	0.00	
	04/13/11	04/13/11	SOCIETE GENERALE NA COMM PAPER -- 0.000% 04/13/2011	83365SRD7	50,000,000.00	50,000,000.00	0.00	50,000,000.00	125.00	0.00	
	04/13/11	04/13/11	SOCIETE GENERALE NA COMM PAPER -- 0.000% 04/13/2011	83365SRD7	50,000,000.00	50,000,000.00	0.00	50,000,000.00	125.00	0.00	
	04/13/11	04/13/11	BANK OF AMERICA CORP COMM PAPER -- 0.000% 04/13/2011	0660P1RD5	50,000,000.00	50,000,000.00	0.00	50,000,000.00	111.11	0.00	
	04/13/11	04/13/11	BANK OF AMERICA CORP COMM PAPER -- 0.000% 04/13/2011	0660P1RD5	30,000,000.00	30,000,000.00	0.00	30,000,000.00	66.67	0.00	
	04/13/11	04/13/11	CREDIT AGRICOLE NA COMM PAPER -- 0.000% 04/13/2011	22532CRD8	50,000,000.00	50,000,000.00	0.00	50,000,000.00	138.89	0.00	
	04/13/11	04/13/11	CREDIT AGRICOLE NA COMM PAPER -- 0.000% 04/13/2011	22532CRD8	50,000,000.00	50,000,000.00	0.00	50,000,000.00	138.89	0.00	
	04/13/11	04/13/11	CREDIT AGRICOLE NA COMM PAPER -- 0.000% 04/13/2011	22532CRD8	50,000,000.00	50,000,000.00	0.00	50,000,000.00	138.89	0.00	
	04/13/11	04/13/11	NORDEA NORTH AMERICAL INC COMM PAPER -- 0.000% 04/13/2011	6555P1RD1	15,000,000.00	15,000,000.00	0.00	15,000,000.00	9,683.33	0.00	
	04/14/11	04/14/11	CREDIT AGRICOLE NA COMM PAPER -- 0.000% 04/14/2011	22532CRE6	50,000,000.00	50,000,000.00	0.00	50,000,000.00	138.89	0.00	
	04/14/11	04/14/11	CREDIT AGRICOLE NA COMM PAPER -- 0.000% 04/14/2011	22532CRE6	50,000,000.00	50,000,000.00	0.00	50,000,000.00	138.89	0.00	
	04/14/11	04/14/11	CREDIT AGRICOLE NA COMM PAPER -- 0.000% 04/14/2011	22532CRE6	45,000,000.00	45,000,000.00	0.00	45,000,000.00	125.00	0.00	
	04/14/11	04/14/11	BANK OF AMERICA CORP COMM PAPER -- 0.000% 04/14/2011	0660P1RE3	50,000,000.00	50,000,000.00	0.00	50,000,000.00	97.22	0.00	
	04/14/11	04/14/11	BANK OF AMERICA CORP COMM PAPER -- 0.000% 04/14/2011	0660P1RE3	50,000,000.00	50,000,000.00	0.00	50,000,000.00	97.22	0.00	



**Managed Account Security Transactions & Interest**

For the Month Ending **April 30, 2011**

**SAN BERNARDINO COUNTY - 76990800**

Transaction Type	Trade	Settle	Security Description	CUSIP	Par	Principal Proceeds	Accrued Interest	Total	Realized G/L Cost	Realized G/L Amort Cost	Sale Method
<b>MATURITY</b>											
	04/14/11	04/14/11	SOCIETE GENERALE NA COMM PAPER -- 0.000% 04/14/2011	83365SRE5	50,000,000.00	50,000,000.00	0.00	50,000,000.00	111.11	0.00	
	04/14/11	04/14/11	SOCIETE GENERALE NA COMM PAPER -- 0.000% 04/14/2011	83365SRE5	50,000,000.00	50,000,000.00	0.00	50,000,000.00	111.11	0.00	
	04/14/11	04/14/11	SOCIETE GENERALE NA COMM PAPER -- 0.000% 04/14/2011	83365SRE5	25,000,000.00	25,000,000.00	0.00	25,000,000.00	55.56	0.00	
	04/15/11	04/15/11	CREDIT AGRICOLE NA COMM PAPER -- 0.000% 04/15/2011	22532CRF3	50,000,000.00	50,000,000.00	0.00	50,000,000.00	138.89	0.00	
	04/15/11	04/15/11	CREDIT AGRICOLE NA COMM PAPER -- 0.000% 04/15/2011	22532CRF3	50,000,000.00	50,000,000.00	0.00	50,000,000.00	138.89	0.00	
	04/15/11	04/15/11	CREDIT AGRICOLE NA COMM PAPER -- 0.000% 04/15/2011	22532CRF3	50,000,000.00	50,000,000.00	0.00	50,000,000.00	138.89	0.00	
	04/15/11	04/15/11	NORDEA BANK FINLAND NY CERT DEPOS DTD 02/03/2011 0.250% 04/15/2011	65557VLM1	50,000,000.00	50,000,000.00	24,652.78	50,024,652.78	0.00	0.00	
	04/15/11	04/15/11	NORDEA BANK FINLAND NY CERT DEPOS DTD 02/03/2011 0.250% 04/15/2011	65557VLM1	25,000,000.00	25,000,000.00	12,326.39	25,012,326.39	0.00	0.00	
	04/15/11	04/15/11	BARCLAYS BANK PLC NY CERT DEPOS DTD 03/18/2011 0.180% 04/15/2011	06740MXH1	50,000,000.00	50,000,000.00	7,000.00	50,007,000.00	0.00	0.00	
	04/15/11	04/15/11	BARCLAYS BANK PLC NY CERT DEPOS DTD 03/18/2011 0.180% 04/15/2011	06740MXH1	50,000,000.00	50,000,000.00	7,000.00	50,007,000.00	0.00	0.00	
	04/15/11	04/15/11	BANK OF AMERICA CORP COMM PAPER -- 0.000% 04/15/2011	0660P1RF0	50,000,000.00	50,000,000.00	0.00	50,000,000.00	97.22	0.00	
	04/15/11	04/15/11	BANK OF AMERICA CORP COMM PAPER -- 0.000% 04/15/2011	0660P1RF0	50,000,000.00	50,000,000.00	0.00	50,000,000.00	97.22	0.00	
	04/15/11	04/15/11	SOCIETE GENERALE NA COMM PAPER -- 0.000% 04/15/2011	83365SRF2	50,000,000.00	50,000,000.00	0.00	50,000,000.00	125.00	0.00	
	04/15/11	04/15/11	SOCIETE GENERALE NA COMM PAPER -- 0.000% 04/15/2011	83365SRF2	40,000,000.00	40,000,000.00	0.00	40,000,000.00	100.00	0.00	



**Managed Account Security Transactions & Interest**

For the Month Ending **April 30, 2011**

**SAN BERNARDINO COUNTY - 76990800**

Transaction Type	Trade	Settle	Security Description	CUSIP	Par	Principal Proceeds	Accrued Interest	Total	Realized G/L Cost	Realized G/L Amort Cost	Sale Method
<b>MATURITY</b>											
	04/15/11	04/15/11	SOCIETE GENERALE NA COMM PAPER -- 0.000% 04/15/2011	83365SRF2	50,000,000.00	50,000,000.00	0.00	50,000,000.00	125.00	0.00	
	04/18/11	04/18/11	CREDIT AGRICOLE NA COMM PAPER -- 0.000% 04/18/2011	22532CRJ5	50,000,000.00	50,000,000.00	0.00	50,000,000.00	583.33	0.00	
	04/18/11	04/18/11	CREDIT AGRICOLE NA COMM PAPER -- 0.000% 04/18/2011	22532CRJ5	50,000,000.00	50,000,000.00	0.00	50,000,000.00	583.33	0.00	
	04/18/11	04/18/11	CREDIT AGRICOLE NA COMM PAPER -- 0.000% 04/18/2011	22532CRJ5	50,000,000.00	50,000,000.00	0.00	50,000,000.00	583.33	0.00	
	04/18/11	04/18/11	BANK OF AMERICA CORP COMM PAPER -- 0.000% 04/18/2011	0660P1RJ2	50,000,000.00	50,000,000.00	0.00	50,000,000.00	291.67	0.00	
	04/18/11	04/18/11	BANK OF AMERICA CORP COMM PAPER -- 0.000% 04/18/2011	0660P1RJ2	50,000,000.00	50,000,000.00	0.00	50,000,000.00	291.67	0.00	
	04/18/11	04/18/11	FHLMC GLOBAL REFERENCE NOTES DTD 03/09/2006 5.125% 04/18/2011	3137EAAB5	25,000,000.00	25,000,000.00	0.00	25,000,000.00	(1,612,500.00)	0.00	
	04/18/11	04/18/11	FHLMC GLOBAL REFERENCE NOTES DTD 03/09/2006 5.125% 04/18/2011	3137EAAB5	12,000,000.00	12,000,000.00	0.00	12,000,000.00	(773,400.00)	0.00	
	04/18/11	04/18/11	FHLMC GLOBAL REFERENCE NOTES DTD 03/09/2006 5.125% 04/18/2011	3137EAAB5	25,000,000.00	25,000,000.00	0.00	25,000,000.00	(1,030,000.00)	0.00	
	04/18/11	04/18/11	SOCIETE GENERALE NA COMM PAPER -- 0.000% 04/18/2011	83365SRJ4	50,000,000.00	50,000,000.00	0.00	50,000,000.00	458.33	0.00	
	04/18/11	04/18/11	SOCIETE GENERALE NA COMM PAPER -- 0.000% 04/18/2011	83365SRJ4	50,000,000.00	50,000,000.00	0.00	50,000,000.00	458.33	0.00	
	04/18/11	04/18/11	SOCIETE GENERALE NA COMM PAPER -- 0.000% 04/18/2011	83365SRJ4	40,000,000.00	40,000,000.00	0.00	40,000,000.00	366.67	0.00	
	04/19/11	04/19/11	BANK OF AMERICA CORP COMM PAPER -- 0.000% 04/19/2011	0660P1RK9	35,000,000.00	35,000,000.00	0.00	35,000,000.00	68.06	0.00	
	04/19/11	04/19/11	CREDIT AGRICOLE NA COMM PAPER -- 0.000% 04/19/2011	22532CRK2	50,000,000.00	50,000,000.00	0.00	50,000,000.00	152.78	0.00	



**Managed Account Security Transactions & Interest**

For the Month Ending **April 30, 2011**

**SAN BERNARDINO COUNTY - 76990800**

Transaction Type	Trade	Settle	Security Description	CUSIP	Par	Principal Proceeds	Accrued Interest	Total	Realized G/L Cost	Realized G/L Amort Cost	Sale Method
<b>MATURITY</b>											
	04/19/11	04/19/11	CREDIT AGRICOLE NA COMM PAPER -- 0.000% 04/19/2011	22532CRK2	50,000,000.00	50,000,000.00	0.00	50,000,000.00	152.78	0.00	
	04/19/11	04/19/11	CREDIT AGRICOLE NA COMM PAPER -- 0.000% 04/19/2011	22532CRK2	50,000,000.00	50,000,000.00	0.00	50,000,000.00	152.78	0.00	
	04/19/11	04/19/11	SOCIETE GENERALE N AMER COMM PAPER -- 0.000% 04/19/2011	83365SRK1	50,000,000.00	50,000,000.00	0.00	50,000,000.00	125.00	0.00	
	04/19/11	04/19/11	SOCIETE GENERALE N AMER COMM PAPER -- 0.000% 04/19/2011	83365SRK1	50,000,000.00	50,000,000.00	0.00	50,000,000.00	125.00	0.00	
	04/19/11	04/19/11	SOCIETE GENERALE N AMER COMM PAPER -- 0.000% 04/19/2011	83365SRK1	50,000,000.00	50,000,000.00	0.00	50,000,000.00	125.00	0.00	
	04/20/11	04/20/11	CREDIT AGRICOLE NA COMM PAPER -- 0.000% 04/20/2011	22532CRL0	50,000,000.00	50,000,000.00	0.00	50,000,000.00	152.78	0.00	
	04/20/11	04/20/11	CREDIT AGRICOLE NA COMM PAPER -- 0.000% 04/20/2011	22532CRL0	50,000,000.00	50,000,000.00	0.00	50,000,000.00	152.78	0.00	
	04/20/11	04/20/11	CREDIT AGRICOLE NA COMM PAPER -- 0.000% 04/20/2011	22532CRL0	30,000,000.00	30,000,000.00	0.00	30,000,000.00	91.67	0.00	
	04/20/11	04/20/11	CREDIT AGRICOLE NA COMM PAPER -- 0.000% 04/20/2011	22532CRL0	20,000,000.00	20,000,000.00	0.00	20,000,000.00	61.11	0.00	
	04/20/11	04/20/11	BANK OF AMERICA CORP COMM PAPER -- 0.000% 04/20/2011	0660P1RL7	25,000,000.00	25,000,000.00	0.00	25,000,000.00	55.56	0.00	
	04/20/11	04/20/11	BANK OF AMERICA CORP COMM PAPER -- 0.000% 04/20/2011	0660P1RL7	50,000,000.00	50,000,000.00	0.00	50,000,000.00	111.11	0.00	
	04/20/11	04/20/11	NORDEA NORTH AMERICA INC COMM PAPER -- 0.000% 04/20/2011	6555P1RL3	25,000,000.00	25,000,000.00	0.00	25,000,000.00	9,687.50	0.00	





**Managed Account Security Transactions & Interest**

For the Month Ending **April 30, 2011**

**SAN BERNARDINO COUNTY - 76990800**

Transaction Type		Security Description	CUSIP	Par	Principal Proceeds	Accrued Interest	Total	Realized G/L Cost	Realized G/L Amort Cost	Sale Method
Trade	Settle									
<b>MATURITY</b>										
04/20/11	04/20/11	SOCIETE GENERALE N AMER COMM PAPER -- 0.000% 04/20/2011	83365SRL9	50,000,000.00	50,000,000.00	0.00	50,000,000.00	138.89	0.00	
04/20/11	04/20/11	SOCIETE GENERALE N AMER COMM PAPER -- 0.000% 04/20/2011	83365SRL9	50,000,000.00	50,000,000.00	0.00	50,000,000.00	138.89	0.00	
04/20/11	04/20/11	SOCIETE GENERALE N AMER COMM PAPER -- 0.000% 04/20/2011	83365SRL9	30,000,000.00	30,000,000.00	0.00	30,000,000.00	83.33	0.00	
04/21/11	04/21/11	BANK OF AMERICA CORP COMM PAPER -- 0.000% 04/21/2011	0660P1RM5	10,000,000.00	10,000,000.00	0.00	10,000,000.00	22.22	0.00	
04/21/11	04/21/11	CREDIT AGRICOLE NA COMM PAPER -- 0.000% 04/21/2011	22532CRM8	50,000,000.00	50,000,000.00	0.00	50,000,000.00	152.78	0.00	
04/21/11	04/21/11	CREDIT AGRICOLE NA COMM PAPER -- 0.000% 04/21/2011	22532CRM8	50,000,000.00	50,000,000.00	0.00	50,000,000.00	152.78	0.00	
04/21/11	04/21/11	CREDIT AGRICOLE NA COMM PAPER -- 0.000% 04/21/2011	22532CRM8	50,000,000.00	50,000,000.00	0.00	50,000,000.00	152.78	0.00	
04/21/11	04/21/11	FFCB BONDS DTD 04/21/2008 2.625% 04/21/2011	31331YG46	25,000,000.00	25,000,000.00	0.00	25,000,000.00	262,000.00	0.00	
04/21/11	04/21/11	FFCB BONDS DTD 04/21/2008 2.625% 04/21/2011	31331YG46	50,000,000.00	50,000,000.00	0.00	50,000,000.00	1,063,500.00	0.00	
04/21/11	04/21/11	SOCIETE GENERALE NA COMM PAPER -- 0.000% 04/21/2011	83365SRM7	50,000,000.00	50,000,000.00	0.00	50,000,000.00	125.00	0.00	
04/21/11	04/21/11	SOCIETE GENERALE NA COMM PAPER -- 0.000% 04/21/2011	83365SRM7	50,000,000.00	50,000,000.00	0.00	50,000,000.00	125.00	0.00	
04/21/11	04/21/11	SOCIETE GENERALE NA COMM PAPER -- 0.000% 04/21/2011	83365SRM7	40,000,000.00	40,000,000.00	0.00	40,000,000.00	100.00	0.00	
04/25/11	04/25/11	CREDIT AGRICOLE NA COMM PAPER -- 0.000% 04/25/2011	22532CRR7	25,000,000.00	25,000,000.00	0.00	25,000,000.00	305.56	0.00	



**Managed Account Security Transactions & Interest**

For the Month Ending **April 30, 2011**

**SAN BERNARDINO COUNTY - 76990800**

Transaction Type	Trade	Settle	Security Description	CUSIP	Par	Principal Proceeds	Accrued Interest	Total	Realized G/L Cost	Realized G/L Amort Cost	Sale Method
<b>MATURITY</b>											
	04/25/11	04/25/11	CREDIT AGRICOLE NA COMM PAPER -- 0.000% 04/25/2011	22532CRR7	50,000,000.00	50,000,000.00	0.00	50,000,000.00	611.11	0.00	
	04/25/11	04/25/11	CREDIT AGRICOLE NA COMM PAPER -- 0.000% 04/25/2011	22532CRR7	10,000,000.00	10,000,000.00	0.00	10,000,000.00	122.22	0.00	
	04/25/11	04/25/11	CREDIT AGRICOLE NA COMM PAPER -- 0.000% 04/25/2011	22532CRR7	50,000,000.00	50,000,000.00	0.00	50,000,000.00	611.11	0.00	
	04/25/11	04/25/11	BANK OF AMERICA CORP COMM PAPER -- 0.000% 04/25/2011	0660P1RR4	50,000,000.00	50,000,000.00	0.00	50,000,000.00	444.44	0.00	
	04/25/11	04/25/11	BANK OF AMERICA CORP COMM PAPER -- 0.000% 04/25/2011	0660P1RR4	10,000,000.00	10,000,000.00	0.00	10,000,000.00	88.89	0.00	
	04/25/11	04/25/11	SOCIETE GENERALE NA COMM PAPER -- 0.000% 04/25/2011	83365SRR6	50,000,000.00	50,000,000.00	0.00	50,000,000.00	555.56	0.00	
	04/25/11	04/25/11	SOCIETE GENERALE NA COMM PAPER -- 0.000% 04/25/2011	83365SRR6	50,000,000.00	50,000,000.00	0.00	50,000,000.00	555.56	0.00	
	04/25/11	04/25/11	SOCIETE GENERALE NA COMM PAPER -- 0.000% 04/25/2011	83365SRR6	25,000,000.00	25,000,000.00	0.00	25,000,000.00	277.78	0.00	
	04/26/11	04/26/11	SOCIETE GENERALE NA COMM PAPER -- 0.000% 04/26/2011	83365SRS4	50,000,000.00	50,000,000.00	0.00	50,000,000.00	125.00	0.00	
	04/26/11	04/26/11	SOCIETE GENERALE NA COMM PAPER -- 0.000% 04/26/2011	83365SRS4	50,000,000.00	50,000,000.00	0.00	50,000,000.00	125.00	0.00	
	04/26/11	04/26/11	BANK OF AMERICA CORP COMM PAPER -- 0.000% 04/26/2011	0660P1RS2	50,000,000.00	50,000,000.00	0.00	50,000,000.00	125.00	0.00	
	04/26/11	04/26/11	BANK OF AMERICA CORP COMM PAPER -- 0.000% 04/26/2011	0660P1RS2	50,000,000.00	50,000,000.00	0.00	50,000,000.00	125.00	0.00	
	04/26/11	04/26/11	CREDIT AGRICOLE NA COMM PAPER -- 0.000% 04/26/2011	22532CRS5	50,000,000.00	50,000,000.00	0.00	50,000,000.00	138.89	0.00	
	04/26/11	04/26/11	CREDIT AGRICOLE NA COMM PAPER -- 0.000% 04/26/2011	22532CRS5	50,000,000.00	50,000,000.00	0.00	50,000,000.00	138.89	0.00	



**Managed Account Security Transactions & Interest**

For the Month Ending **April 30, 2011**

**SAN BERNARDINO COUNTY - 76990800**

Transaction Type	Trade	Settle	Security Description	CUSIP	Par	Principal Proceeds	Accrued Interest	Total	Realized G/L Cost	Realized G/L Amort Cost	Sale Method
<b>MATURITY</b>											
	04/26/11	04/26/11	CREDIT AGRICOLE NA COMM PAPER -- 0.000% 04/26/2011	22532CRS5	25,000,000.00	25,000,000.00	0.00	25,000,000.00	69.44	0.00	
	04/27/11	04/27/11	CREDIT AGRICOLE NA COMM PAPER -- 0.000% 04/27/2011	22532CRT3	50,000,000.00	50,000,000.00	0.00	50,000,000.00	138.89	0.00	
	04/27/11	04/27/11	CREDIT AGRICOLE NA COMM PAPER -- 0.000% 04/27/2011	22532CRT3	50,000,000.00	50,000,000.00	0.00	50,000,000.00	138.89	0.00	
	04/27/11	04/27/11	CREDIT AGRICOLE NA COMM PAPER -- 0.000% 04/27/2011	22532CRT3	30,000,000.00	30,000,000.00	0.00	30,000,000.00	83.33	0.00	
	04/27/11	04/27/11	BANK OF AMERICA CORP COMM PAPER -- 0.000% 04/27/2011	0660P1RT0	50,000,000.00	50,000,000.00	0.00	50,000,000.00	111.11	0.00	
	04/27/11	04/27/11	BANK OF AMERICA CORP COMM PAPER -- 0.000% 04/27/2011	0660P1RT0	50,000,000.00	50,000,000.00	0.00	50,000,000.00	111.11	0.00	
	04/27/11	04/27/11	SOCIETE GENERALE NA COMM PAPER -- 0.000% 04/27/2011	83365SRT2	50,000,000.00	50,000,000.00	0.00	50,000,000.00	125.00	0.00	
	04/27/11	04/27/11	SOCIETE GENERALE NA COMM PAPER -- 0.000% 04/27/2011	83365SRT2	50,000,000.00	50,000,000.00	0.00	50,000,000.00	125.00	0.00	
	04/28/11	04/28/11	CREDIT AGRICOLE NA COMM PAPER -- 0.000% 04/28/2011	22532CRU0	50,000,000.00	50,000,000.00	0.00	50,000,000.00	138.89	0.00	
	04/28/11	04/28/11	BANK OF AMERICA CORP COMM PAPER -- 0.000% 04/28/2011	0660P1RU7	50,000,000.00	50,000,000.00	0.00	50,000,000.00	111.11	0.00	
	04/28/11	04/28/11	CREDIT AGRICOLE NA COMM PAPER -- 0.000% 04/28/2011	22532CRU0	30,000,000.00	30,000,000.00	0.00	30,000,000.00	83.33	0.00	
	04/28/11	04/28/11	CREDIT AGRICOLE NA COMM PAPER -- 0.000% 04/28/2011	22532CRU0	50,000,000.00	50,000,000.00	0.00	50,000,000.00	138.89	0.00	
	04/28/11	04/28/11	CREDIT AGRICOLE NA COMM PAPER -- 0.000% 04/28/2011	22532CRU0	50,000,000.00	50,000,000.00	0.00	50,000,000.00	138.89	0.00	
	04/28/11	04/28/11	BANK OF AMERICA CORP COMM PAPER -- 0.000% 04/28/2011	0660P1RU7	50,000,000.00	50,000,000.00	0.00	50,000,000.00	111.11	0.00	



**Managed Account Security Transactions & Interest**

For the Month Ending **April 30, 2011**

**SAN BERNARDINO COUNTY - 76990800**

Transaction Type	Trade	Settle	Security Description	CUSIP	Par	Principal Proceeds	Accrued Interest	Total	Realized G/L Cost	Realized G/L Amort Cost	Sale Method
<b>MATURITY</b>											
	04/28/11	04/28/11	BANK OF AMERICA CORP COMM PAPER -- 0.000% 04/28/2011	0660P1RU7	50,000,000.00	50,000,000.00	0.00	50,000,000.00	111.11	0.00	
	04/28/11	04/28/11	SOCIETE GENERALE NA COMM PAPER -- 0.000% 04/28/2011	83365SRU9	50,000,000.00	50,000,000.00	0.00	50,000,000.00	125.00	0.00	
	04/28/11	04/28/11	SOCIETE GENERALE NA COMM PAPER -- 0.000% 04/28/2011	83365SRU9	50,000,000.00	50,000,000.00	0.00	50,000,000.00	125.00	0.00	
	04/28/11	04/28/11	SOCIETE GENERALE NA COMM PAPER -- 0.000% 04/28/2011	83365SRU9	50,000,000.00	50,000,000.00	0.00	50,000,000.00	125.00	0.00	
	04/29/11	04/29/11	ROYAL BANK OF CANADA NY CERT DEPOS DTD 03/31/2011 0.140% 04/29/2011	78009J4K8	25,000,000.00	25,000,000.00	2,819.44	25,002,819.44	0.00	0.00	
	04/29/11	04/29/11	US BANK NA COMM PAPER -- 0.000% 04/29/2011	9033E1RV8	40,000,000.00	40,000,000.00	0.00	40,000,000.00	3,200.00	0.00	
	04/29/11	04/29/11	CHEVRON CORP COMM PAPER -- 0.000% 04/29/2011	1667T1RV5	50,000,000.00	50,000,000.00	0.00	50,000,000.00	3,000.00	0.00	
	04/29/11	04/29/11	CREDIT AGRICOLE NA COMM PAPER -- 0.000% 04/29/2011	22532CRV8	50,000,000.00	50,000,000.00	0.00	50,000,000.00	125.00	0.00	
	04/29/11	04/29/11	CREDIT AGRICOLE NA COMM PAPER -- 0.000% 04/29/2011	22532CRV8	50,000,000.00	50,000,000.00	0.00	50,000,000.00	125.00	0.00	
	04/29/11	04/29/11	CREDIT AGRICOLE NA COMM PAPER -- 0.000% 04/29/2011	22532CRV8	50,000,000.00	50,000,000.00	0.00	50,000,000.00	125.00	0.00	
	04/29/11	04/29/11	BANK OF AMERICA CORP COMM PAPER -- 0.000% 04/29/2011	0660P1RV5	50,000,000.00	50,000,000.00	0.00	50,000,000.00	111.11	0.00	
	04/29/11	04/29/11	BANK OF AMERICA CORP COMM PAPER -- 0.000% 04/29/2011	0660P1RV5	50,000,000.00	50,000,000.00	0.00	50,000,000.00	111.11	0.00	
	04/29/11	04/29/11	BANK OF AMERICA CORP COMM PAPER -- 0.000% 04/29/2011	0660P1RV5	50,000,000.00	50,000,000.00	0.00	50,000,000.00	111.11	0.00	
	04/29/11	04/29/11	GENERAL ELEC CAP CORP COMM PAPER -- 0.000% 04/29/2011	36959JRV7	25,000,000.00	25,000,000.00	0.00	25,000,000.00	6,250.00	0.00	



**Managed Account Security Transactions & Interest**

For the Month Ending **April 30, 2011**

**SAN BERNARDINO COUNTY - 76990800**

Transaction Type		Security Description	CUSIP	Par	Principal Proceeds	Accrued Interest	Total	Realized G/L Cost	Realized G/L Amort Cost	Sale Method
Trade	Settle									
<b>MATURITY</b>										
04/29/11	04/29/11	GENERAL ELECTRIC CO COMM PAPER -- 0.000% 04/29/2011	36960MRV7	20,000,000.00	20,000,000.00	0.00	20,000,000.00	1,666.67	0.00	
04/29/11	04/29/11	BARCLAYS US FUNDING LLC COMM PAPER -- 0.000% 04/29/2011	06737JRV9	50,000,000.00	50,000,000.00	0.00	50,000,000.00	2,916.67	0.00	
04/29/11	04/29/11	BARCLAYS US FUNDING LLC COMM PAPER -- 0.000% 04/29/2011	06737JRV9	50,000,000.00	50,000,000.00	0.00	50,000,000.00	2,916.67	0.00	
04/29/11	04/29/11	RABOBANK NEDERLAND NV NY CERT DEPOS DTD 11/08/2010 0.290% 04/29/2011	74977MPH2	25,000,000.00	25,000,000.00	34,638.89	25,034,638.89	0.00	0.00	
04/29/11	04/29/11	SOCIETE GENERALE NA COMM PAPER -- 0.000% 04/29/2011	83365SRV7	50,000,000.00	50,000,000.00	0.00	50,000,000.00	138.89	0.00	
04/29/11	04/29/11	SOCIETE GENERALE NA COMM PAPER -- 0.000% 04/29/2011	83365SRV7	50,000,000.00	50,000,000.00	0.00	50,000,000.00	138.89	0.00	
04/29/11	04/29/11	SOCIETE GENERALE NA COMM PAPER -- 0.000% 04/29/2011	83365SRV7	30,000,000.00	30,000,000.00	0.00	30,000,000.00	83.33	0.00	
04/29/11	04/29/11	SOCIETE GENERALE NA COMM PAPER -- 0.000% 04/29/2011	83365SRV7	50,000,000.00	50,000,000.00	0.00	50,000,000.00	138.89	0.00	
04/30/11	04/30/11	US TREASURY NOTES DTD 04/30/2009 0.875% 04/30/2011	912828KL3	50,000,000.00	50,000,000.00	0.00	50,000,000.00	(175,781.25)	0.00	
<b>Transaction Type Sub-Total</b>				<b>7,864,150,000.00</b>	<b>7,864,150,000.00</b>	<b>88,437.50</b>	<b>7,864,238,437.50</b>	<b>(2,463,221.69)</b>	<b>0.00</b>	
<b>SELL</b>										
04/01/11	04/01/11	GOLDMAN FS GOVERNMENT MM FUND	38141W273	28,000,000.00	28,000,000.00	0.00	28,000,000.00	0.00	0.00	FIFO
04/01/11	04/01/11	GOLDMAN FS GOVERNMENT MM FUND	38141W273	62,000,000.00	62,000,000.00	0.00	62,000,000.00	0.00	0.00	FIFO
04/07/11	04/07/11	GOLDMAN FS GOVERNMENT MM FUND	38141W273	23,000,000.00	23,000,000.00	0.00	23,000,000.00	0.00	0.00	FIFO
04/07/11	04/07/11	GOLDMAN FS GOVERNMENT MM FUND	38141W273	77,000,000.00	77,000,000.00	0.00	77,000,000.00	0.00	0.00	FIFO



**Managed Account Security Transactions & Interest**

For the Month Ending **April 30, 2011**

SAN BERNARDINO COUNTY - 76990800

Transaction Type		Security Description	CUSIP	Par	Principal Proceeds	Accrued Interest	Total	Realized G/L Cost	Realized G/L Amort Cost	Sale Method
Trade	Settle									
<b>Transaction Type Sub-Total</b>				<b>190,000,000.00</b>	<b>190,000,000.00</b>	<b>0.00</b>	<b>190,000,000.00</b>	<b>0.00</b>	<b>0.00</b>	
<b>Managed Account Sub-Total</b>					<b>(146,779,097.99)</b>	<b>3,857,830.64</b>	<b>(142,921,267.35)</b>	<b>(2,463,221.69)</b>	<b>0.00</b>	
<b>Total Security Transactions</b>					<b>(\$146,779,097.99)</b>	<b>\$3,857,830.64</b>	<b>(\$142,921,267.35)</b>	<b>(\$2,463,221.69)</b>	<b>\$0.00</b>	

Bolded items are forward settling trades.