



Customer Service  
PO Box 11813  
Harrisburg, PA 17108-1813

## ACCOUNT STATEMENT

For the Month Ending  
**August 31, 2011**

### SAN BERNARDINO COUNTY

#### Client Management Team

**Kenneth Schiebel, CFA**

Managing Director  
One Keystone Plaza, Suite 300  
Harrisburg, PA 17101  
717-232-2723  
schiebelk@pfm.com

#### Contents

Cover/Disclosures  
Summary Statement  
Individual Accounts

#### Accounts included in Statement

76990800      SAN BERNARDINO COUNTY

SAN BERNARDINO COUNTY  
JOHN JOHNSON  
172 WEST THIRD STREET  
1ST FLOOR  
SAN BERNARDINO, CA 92415

**Online Access**    [www.pfm.com](http://www.pfm.com)

**Customer Service**    1-717-232-2723

**Important Disclosures****Important Disclosures**

This statement is for general information purposes only and is not intended to provide specific advice or recommendations. PFM Asset Management LLC ("PFM") is an investment advisor registered with the Securities and Exchange Commission, and is required to maintain a written disclosure statement of our background and business experience. If you would like to receive a copy of our current disclosure statement, please contact Service Operations at the address below.

**Proxy Voting** PFM does not normally receive proxies to vote on behalf of its clients. However, it does on occasion receive consent requests. In the event a consent request is received the portfolio manager contacts the client and then proceeds according to their instructions. PFM's Proxy Voting Policy is available upon request by contacting Service Operations at the address below.

**Questions About an Account** PFM's monthly statement is intended to detail our investment advisory activity as well as the activity of any accounts held by clients in pools that are managed by PFM. The custodian bank maintains the control of assets and executes (i.e., settles) all investment transactions. The custodian statement is the official record of security and cash holdings and transactions. PFM recognizes that clients may use these reports to facilitate record keeping; therefore the custodian bank statement and the PFM statement should be reconciled and differences resolved. Many custodians use a settlement date basis which may result in the need to reconcile due to a timing difference.

**Account Control** PFM does not have the authority to withdraw funds from or deposit funds to the custodian. Our clients retain responsibility for their internal accounting policies; implementing and enforcing internal controls and generating ledger entries or otherwise recording transactions.

**Market Value** Generally, PFM's market prices are derived from closing bid prices as of the last business day of the month as supplied by Interactive Data, Bloomberg or Telerate. Where prices are not available from generally recognized sources the securities are priced using a yield-based matrix system to arrive at an estimated market value. Prices that fall between data points are interpolated. Non-negotiable FDIC-insured bank certificates of deposit are priced at par. Although PFM believes the prices to be reliable, the values of the securities do not always represent the prices at which the securities could have been bought or sold. Explanation of the valuation methods for money market and TERM funds is contained in the appropriate fund information statement.

**Amortized Cost** The original cost of the principal of the security is adjusted for the amount of the periodic reduction of any discount or premium from the purchase date until the date of the report. Discount or premium with respect to short term securities (those with less than one year to maturity at time of issuance) is amortized on a straightline basis. Such discount or premium with respect to longer term securities is amortized using the constant yield basis.

**Tax Reporting** Cost data and realized gains / losses are provided for informational purposes only. Please review for accuracy and consult your tax advisor to determine the tax consequences of your security transactions. PFM does not report such information to the IRS or other taxing authorities and is not responsible for the accuracy of such information that may be required to be reported to federal, state or other taxing authorities.

**Financial Situation** In order to better serve you, PFM should be promptly notified of any material change in your investment objective or financial situation.

**Callable Securities** Securities subject to redemption prior to maturity may be redeemed in whole or in part before maturity, which could affect the yield represented.

**Portfolio** The securities in this portfolio, including shares of mutual funds, are not guaranteed or otherwise protected by PFM, the FDIC (except for certain non-negotiable certificates of deposit) or any government agency. Investment in securities involves risks, including the possible loss of the amount invested.

**Rating** Information provided for ratings is based upon a good faith inquiry of selected sources, but its accuracy and completeness cannot be guaranteed. Shares of some money market and TERM funds are marketed through representatives of PFM's wholly owned subsidiary, PFM Fund Distributors, Inc. PFM Fund Distributors, Inc. is registered with the SEC as a broker/dealer and is a member of the Financial Industry Regulatory Authority ("FINRA") and the Municipal Securities Rulemaking Board ("MSRB"). You may reach the FINRA by calling the FINRA Regulator Public Disclosure Hotline at 1-888-289-9999 or at the FINRA Regulation Internet website address [www.nasd.com](http://www.nasd.com). A brochure describing the FINRA Regulation Public Disclosure Program is also available from the FINRA upon request.

**Key Terms and Definitions**

**Dividends** on money market funds consist of interest earned, plus any discount ratably amortized to the date of maturity, plus all realized gains and losses on the sale of securities prior to maturity, less ratably amortization of any premium and all accrued expenses to the fund. Dividends are accrued daily and may be paid either monthly or quarterly. The monthly earnings on this statement represent the estimated dividend accrued for the month for any program that distributes earnings on a quarterly basis. There is no guarantee that the estimated amount will be paid on the actual distribution date.

**Current Yield** is the net change, exclusive of capital changes and income other than investment income, in the value of a hypothetical fund account with a balance of one share over the seven-day base period including the statement date, expressed as a percentage of the value of one share (normally \$1.00 per share) at the beginning of the seven-day period. This resulting net change in account value is then annualized by multiplying it by 365 and dividing the result by 7. The yields quoted should not be considered a representation of the yield of the fund in the future, since the yield is not fixed.

**Average maturity** represents the average maturity of all securities and investments of a portfolio, determined by multiplying the par or principal value of each security or investment by its maturity (days or years), summing the products, and dividing the sum by the total principal value of the portfolio. The stated maturity date of mortgage backed or callable securities are used in this statement. However the actual maturity of these securities could vary depending on the level or prepayments on the underlying mortgages or whether a callable security has or is still able to be called.

**Monthly distribution yield** represents the net change in the value of one share (normally \$1.00 per share) resulting from all dividends declared during the month by a fund expressed as a percentage of the value of one share at the beginning of the month. This resulting net change is then annualized by multiplying it by 365 and dividing it by the number of calendar days in the month.

**YTM at Cost** The yield to maturity at cost is the expected rate of return, based on the original cost, the annual interest receipts, maturity value and the time period from purchase date to maturity, stated as a percentage.

**YTM at Market** The yield to maturity at market is the rate of return, based on the current market value, the annual interest receipts, maturity value and the time period from purchase date to maturity, stated as a percentage.

**Managed Account** A portfolio of investments managed discretely by PFM according to the client's specific investment policy and requirements. The investments are directly owned by the client and held by the client's custodian.

**Unsettled Trade** A trade which has been executed however the final consummation of the security transaction and payment has not yet taken place.

Please review the detail pages of this statement carefully. If you think your statement is wrong, missing account information, or if you need more information about a transaction, please contact PFM within 60 days of receipt. If you have other concerns or questions regarding your account you should contact a member of your client management team or PFM Service Operations at the address below.

PFM Asset Management LLC  
Attn: Service Operations  
One Keystone Plaza, Suite 300  
N. Front & Market Sts  
Harrisburg, PA 17101



**Account Statement**

For the Month Ending **August 31, 2011**

**Consolidated Summary Statement**

SAN BERNARDINO COUNTY

**Portfolio Summary**

Portfolio Holdings	Cash Dividends and Income	Closing Market Value
PFM Managed Account	3,653,551.30	4,232,516,641.43
Cash Balance	0.00	89,787,147.44
<b>Total</b>	<b>\$3,653,551.30</b>	<b>\$4,322,303,788.87</b>

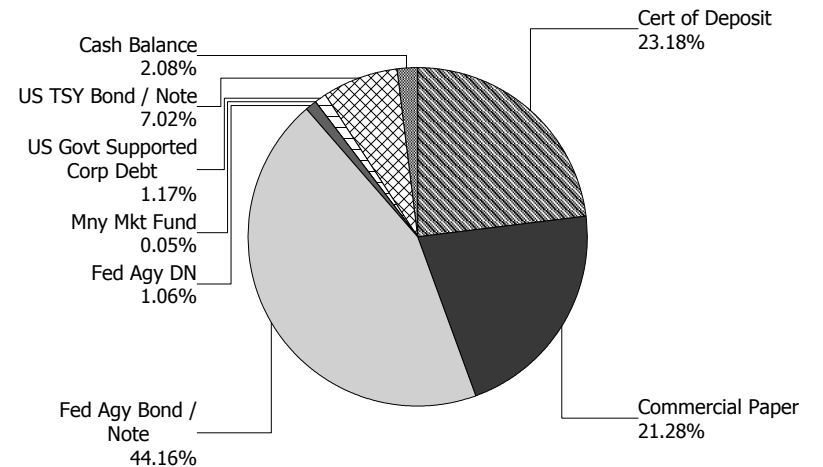
**Investment Allocation**

Investment Type	Closing Market Value	Percent
Certificate of Deposit	1,001,842,344.04	23.18
Commercial Paper	919,876,075.00	21.28
Federal Agency Bond / Note	1,908,906,039.75	44.16
Federal Agency Discount Note	45,982,532.64	1.06
Money Market Fund	2,000,000.00	0.05
U.S. Government Supported Corporate Debt	50,495,850.00	1.17
U.S. Treasury Bond / Note	303,413,800.00	7.02
Cash Balance	89,787,147.44	2.08
<b>Total</b>	<b>\$4,322,303,788.87</b>	<b>100.00%</b>

**Maturity Distribution**

Portfolio Holdings	Closing Market Value	Percent
Under 30 days	1,088,783,518.68	25.20
31 to 60 days	330,769,658.90	7.66
61 to 90 days	364,888,743.25	8.44
91 to 180 days	371,042,037.89	8.58
181 days to 1 year	402,610,725.00	9.31
1 to 2 years	1,132,534,262.77	26.20
2 to 3 years	631,674,842.38	14.61
3 to 4 years	0.00	0.00
4 to 5 years	0.00	0.00
Over 5 years	0.00	0.00
<b>Total</b>	<b>\$4,322,303,788.87</b>	<b>100.00%</b>

**Sector Allocation**



**Weighted Average Days to Maturity 316**



## Managed Account Summary Statement

For the Month Ending **August 31, 2011**

SAN BERNARDINO COUNTY - 76990800

### Transaction Summary - Managed Account

<b>Opening Market Value</b>	<b>\$4,067,743,908.60</b>
Maturities/Calls	(7,646,000,000.00)
Principal Dispositions	0.00
Principal Acquisitions	7,783,919,103.16
Unsettled Trades	24,987,250.00
Change in Current Value	1,866,379.67
<b>Closing Market Value</b>	<b>\$4,232,516,641.43</b>

### Cash Transactions Summary - Managed Account

Maturities/Calls	7,646,074,525.01
Sale Proceeds	0.00
Coupon/Interest Income	4,687,513.10
Principal Payments	0.00
Security Purchases	(7,858,978,678.16)
Net Cash Contribution	208,216,640.05
Reconciling Transactions	0.00

### Earnings Reconciliation (Cash Basis) - Managed Account

Interest/Coupons Received	4,762,038.11
Less Purchased Interest Related to Interest/Coupons	(68,675.00)
Plus Net Realized Gains/Losses	(1,039,811.81)
<b>Total Cash Basis Earnings</b>	<b>\$3,653,551.30</b>

### Cash Balance

**Closing Cash Balance** **\$0.00**

### Earnings Reconciliation (Accrual Basis)

	<b>Total</b>
Ending Amortized Value of Securities	4,217,590,966.11
Ending Accrued Interest	6,402,709.36
Plus Proceeds from Sales	0.00
Plus Proceeds of Maturities/Calls/Principal Payments	7,646,074,525.01
Plus Coupons Received	4,687,513.10
Less Cost of New Purchases	(7,808,963,590.66)
Less Beginning Amortized Value of Securities	(4,055,235,833.04)
Less Beginning Accrued Interest	(8,507,486.82)
<b>Total Accrual Basis Earnings</b>	<b>\$2,048,803.06</b>



## Portfolio Summary and Statistics

For the Month Ending **August 31, 2011**

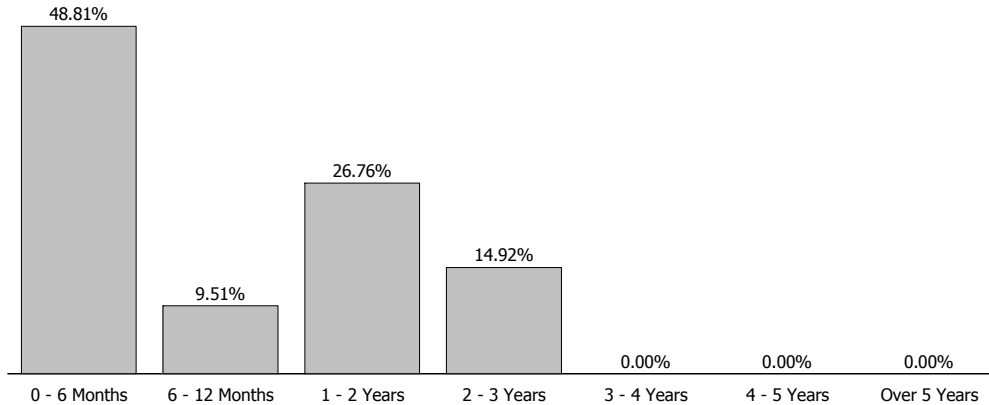
SAN BERNARDINO COUNTY - 76990800

### Account Summary

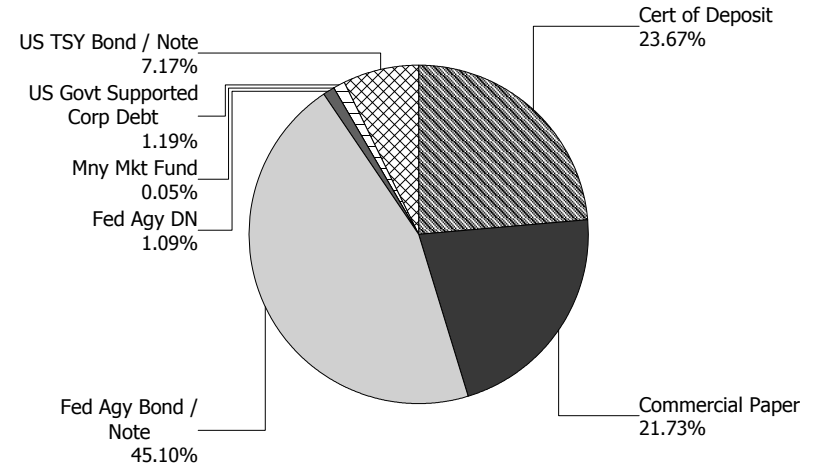
Description	Par Value	Market Value	Percent
U.S. Treasury Bond / Note	300,000,000.00	303,413,800.00	7.17
U.S. Government Supported Corporate Debt	50,000,000.00	50,495,850.00	1.19
Money Market Fund	2,000,000.00	2,000,000.00	0.05
Federal Agency Discount Note	46,000,000.00	45,982,532.64	1.09
Federal Agency Bond / Note	1,885,409,000.00	1,908,906,039.75	45.10
Commercial Paper	920,000,000.00	919,876,075.00	21.73
Certificate of Deposit	1,002,000,000.00	1,001,842,344.04	23.67
<b>Managed Account Sub-Total</b>	<b>4,205,409,000.00</b>	<b>4,232,516,641.43</b>	<b>100.00%</b>
Accrued Interest		6,402,709.36	
<b>Total Portfolio</b>	<b>4,205,409,000.00</b>	<b>4,238,919,350.79</b>	

**Unsettled Trades** **25,000,000.00**    **24,987,250.00**

### Maturity Distribution



### Sector Allocation



### Characteristics

Yield to Maturity at Cost	0.54%
Yield to Maturity at Market	0.30%
Duration to Worst	0.75
Weighted Average Days to Maturity	322



## Managed Account Issuer Summary

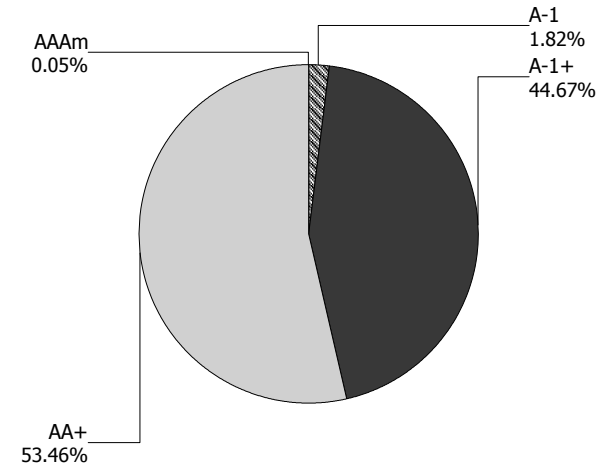
For the Month Ending **August 31, 2011**

SAN BERNARDINO COUNTY - 76990800

### Issuer Summary

Issuer	Market Value of Holdings	Percent
BANK OF MONTREAL	76,980,158.79	1.82
BANK OF NOVA SCOTIA	179,985,365.00	4.25
BARCLAYS PLC	179,999,280.00	4.25
BNP PARIBAS	75,000,010.00	1.77
CITIGROUP INC	25,234,425.00	0.60
COMMONWEALTH BANK OF AUSTRALIA	174,952,543.50	4.13
FANNIE MAE	666,059,493.32	15.75
FEDERAL FARM CREDIT BANKS	242,605,356.89	5.73
FEDERAL HOME LOAN BANKS	514,933,117.76	12.17
FEDERATED INVESTORS INC	2,000,000.00	0.05
FREDDIE MAC	531,290,604.42	12.56
GENERAL ELECTRIC CO	205,257,900.00	4.85
NORDEA BANK AB	174,914,500.00	4.13
RABOBANK NEDERLAND	174,997,538.50	4.13
ROYAL BANK OF CANADA	174,947,686.25	4.13
SVENSKA HANDELSBANKEN	174,994,978.75	4.13
TORONTO-DOMINION BANK	124,973,231.75	2.95
UNITED STATES TREASURY	303,413,800.00	7.17
US BANCORP	179,980,555.00	4.25
WESTPAC BANKING CORP NY	49,996,096.50	1.18
<b>Total</b>	<b>\$4,232,516,641.43</b>	<b>100.00%</b>

### Credit Quality (S&P Ratings)





**Managed Account Detail of Securities Held**

For the Month Ending **August 31, 2011**

**SAN BERNARDINO COUNTY - 76990800**

Security Type/Description Dated Date/Coupon/Maturity	CUSIP	Par	S&P Rating	Moody's Rating	Trade Date	Settle Date	Original Cost	YTM at Cost	Accrued Interest	Amortized Cost	Market Value
<b>U.S. Treasury Bond / Note</b>											
US TREASURY NOTES DTD 04/30/2010 1.000% 04/30/2012	912828NB2	50,000,000.00	AA+	Aaa	05/16/11	05/17/11	50,378,906.25	0.20	168,478.26	50,263,462.00	50,302,500.00
US TREASURY NOTES DTD 05/15/2009 1.375% 05/15/2012	912828KP4	5,000,000.00	AA+	Aaa	06/05/09	06/08/09	4,948,828.12	1.73	20,363.45	4,987,504.15	5,044,920.00
US TREASURY NOTES DTD 05/15/2009 1.375% 05/15/2012	912828KP4	10,000,000.00	AA+	Aaa	06/08/09	06/09/09	9,838,281.25	1.95	40,726.90	9,960,382.60	10,089,840.00
US TREASURY NOTES DTD 05/15/2009 1.375% 05/15/2012	912828KP4	10,000,000.00	AA+	Aaa	06/09/09	06/10/09	9,852,343.75	1.90	40,726.90	9,963,814.60	10,089,840.00
US TREASURY NOTES DTD 05/15/2009 1.375% 05/15/2012	912828KP4	25,000,000.00	AA+	Aaa	04/06/10	04/07/10	25,088,867.18	1.20	101,817.26	25,029,976.50	25,224,600.00
US TREASURY NOTES DTD 06/30/2010 0.625% 06/30/2012	912828NS5	50,000,000.00	AA+	Aaa	05/25/11	05/26/11	50,208,984.38	0.24	53,498.64	50,157,986.50	50,211,000.00
US TREASURY NOTES DTD 01/15/2010 1.375% 01/15/2013	912828MG2	25,000,000.00	AA+	Aaa	12/28/10	12/29/10	25,302,734.38	0.78	44,836.96	25,203,149.50	25,412,100.00
US TREASURY NOTES DTD 03/15/2010 1.375% 03/15/2013	912828MT4	25,000,000.00	AA+	Aaa	01/05/11	01/06/11	25,310,546.88	0.80	158,797.55	25,218,926.00	25,457,000.00
US TREASURY NOTES DTD 06/15/2010 1.125% 06/15/2013	912828NH9	25,000,000.00	AA+	Aaa	03/28/11	03/29/11	25,117,187.50	0.91	59,938.52	25,094,799.75	25,414,000.00
US TREASURY NOTES DTD 06/15/2010 1.125% 06/15/2013	912828NH9	25,000,000.00	AA+	Aaa	03/29/11	03/30/11	25,109,375.00	0.92	59,938.52	25,088,596.00	25,414,000.00
US TREASURY NOTES DTD 07/15/2010 1.000% 07/15/2013	912828NN6	25,000,000.00	AA+	Aaa	04/05/11	04/06/11	25,028,320.31	0.95	32,608.70	25,023,362.75	25,377,000.00
US TREASURY NOTES DTD 07/15/2010 1.000% 07/15/2013	912828NN6	25,000,000.00	AA+	Aaa	04/06/11	04/07/11	25,000,000.00	1.00	32,608.70	25,000,000.00	25,377,000.00
<b>Security Type Sub-Total</b>		<b>300,000,000.00</b>					<b>301,184,375.00</b>	<b>0.78</b>	<b>814,340.36</b>	<b>300,991,960.35</b>	<b>303,413,800.00</b>
<b>U.S. Government Supported Corporate Debt</b>											



**Managed Account Detail of Securities Held**

For the Month Ending **August 31, 2011**

**SAN BERNARDINO COUNTY - 76990800**

Security Type/Description Dated Date/Coupon/Maturity	CUSIP	Par	S&P Rating	Moody's Rating	Trade Date	Settle Date	Original Cost	YTM at Cost	Accrued Interest	Amortized Cost	Market Value
<b>U.S. Government Supported Corporate Debt</b>											
GENERAL ELEC CAP CORP (FDIC) GLOBAL NOTE DTD 03/12/2009 2.250% 03/12/2012	36967HAN7	25,000,000.00	AA+	Aaa	03/11/10	03/16/10	25,557,750.00	1.11	264,062.50	25,149,973.25	25,261,425.00
CITIGROUP FUNDING INC (FDIC) GLOBAL NOTE DTD 03/30/2009 2.000% 03/30/2012	17314AAF9	25,000,000.00	AA+	Aaa	03/10/10	03/15/10	25,447,372.25	1.11	209,722.22	25,128,217.25	25,234,425.00
<b>Security Type Sub-Total</b>		<b>50,000,000.00</b>					<b>51,005,122.25</b>	<b>1.11</b>	<b>473,784.72</b>	<b>50,278,190.50</b>	<b>50,495,850.00</b>
<b>Money Market Fund</b>											
FEDERATED PRIME OBLIGATION MUTUAL	60934N203	1,000,000.00	AAAm	Aaa	08/27/08	08/27/08	1,000,000.00	0.06	0.00	1,000,000.00	1,000,000.00
FEDERATED GOVT OBLIGATIONS FUND	60934N104	1,000,000.00	AAAm	Aaa	05/18/11	05/18/11	1,000,000.00	0.06	0.00	1,000,000.00	1,000,000.00
<b>Security Type Sub-Total</b>		<b>2,000,000.00</b>					<b>2,000,000.00</b>	<b>0.06</b>	<b>0.00</b>	<b>2,000,000.00</b>	<b>2,000,000.00</b>
<b>Federal Agency Discount Note</b>											
FHLB DISC NOTE -- 0.000% 01/25/2012	313384SF7	25,000,000.00	A-1+	P-1	07/29/11	07/29/11	24,971,250.00	0.23	0.00	24,976,680.50	24,990,930.75
FFCB DISC NOTE -- 0.000% 01/31/2012	313312SM3	21,000,000.00	A-1+	P-1	07/29/11	07/29/11	20,975,045.00	0.23	0.00	20,979,606.69	20,991,601.89
<b>Security Type Sub-Total</b>		<b>46,000,000.00</b>					<b>45,946,295.00</b>	<b>0.23</b>	<b>0.00</b>	<b>45,956,287.19</b>	<b>45,982,532.64</b>
<b>Federal Agency Bond / Note</b>											
FHLMC (FLOATING) MTN DTD 04/26/2010 0.219% 10/26/2011	3134G1BL7	20,800,000.00	AA+	Aaa	05/06/10	05/07/10	20,795,840.00	0.28	758.99	20,798,384.46	20,801,809.60
FFCB BONDS (FLOATING) DTD 11/02/2009 0.171% 11/02/2011	31331G2M0	25,000,000.00	AA+	Aaa	11/06/09	11/09/09	25,000,000.00	0.22	3,564.58	25,000,000.00	25,000,925.00
FFCB BONDS DTD 01/12/2010 1.100% 01/12/2012	31331JBL6	25,000,000.00	AA+	Aaa	02/18/10	02/19/10	25,065,000.00	0.96	37,430.56	25,012,561.00	25,087,275.00
FHLB BONDS DTD 12/24/2009 1.050% 02/24/2012	3133XWFP9	25,000,000.00	AA+	Aaa	12/29/09	12/30/09	24,854,250.00	1.33	5,104.17	24,967,048.00	25,105,850.00





**Managed Account Detail of Securities Held**

For the Month Ending **August 31, 2011**

**SAN BERNARDINO COUNTY - 76990800**

Security Type/Description Dated Date/Coupon/Maturity	CUSIP	Par	S&P Rating	Moody's Rating	Trade Date	Settle Date	Original Cost	YTM at Cost	Accrued Interest	Amortized Cost	Market Value
<b>Federal Agency Bond / Note</b>											
FHLB GLOBAL BONDS DTD 03/19/2010 1.125% 05/18/2012	3133XXPV3	25,000,000.00	AA+	Aaa	05/11/10	05/12/10	25,035,750.00	1.05	80,468.75	25,012,734.50	25,156,675.00
FFCB NOTES (FLOAT) DTD 08/23/2010 0.205% 05/23/2012	31331JZB2	25,000,000.00	AA+	Aaa	10/05/10	10/06/10	24,997,925.00	0.33	1,302.08	24,997,925.00	24,990,000.00
FHLMC GLOBAL NOTES DTD 05/21/2009 1.750% 06/15/2012	3137EACC1	25,000,000.00	AA+	Aaa	05/11/10	05/12/10	25,329,750.00	1.11	92,361.11	25,125,246.75	25,297,325.00
FHLB NOTES (CALLABLE) DTD 07/14/2011 0.350% 07/25/2012	313374KV1	50,000,000.00	AA+	Aaa	06/28/11	07/14/11	49,990,000.00	0.37	22,847.22	49,991,259.50	49,991,050.00
FHLB GLOBAL BONDS DTD 07/23/2009 1.750% 08/22/2012	3133XUE41	50,000,000.00	AA+	Aaa	07/31/09	08/03/09	49,767,500.00	1.91	21,875.00	49,924,227.00	50,726,300.00
FHLB NOTES DTD 08/23/2011 0.220% 08/23/2012	313375FG7	25,000,000.00	AA+	Aaa	08/24/11	08/25/11	24,995,334.75	0.24	1,222.22	24,995,413.00	24,990,825.00
FHLMC GLOBAL REFERENCE NOTES DTD 08/06/2009 2.125% 09/21/2012	3137EACE7	25,000,000.00	AA+	Aaa	12/22/09	12/23/09	25,393,000.00	1.54	236,111.11	25,153,183.75	25,489,875.00
FNMA NOTES DTD 08/30/2010 0.625% 09/24/2012	31398A3N0	25,000,000.00	AA+	Aaa	08/03/11	08/04/11	25,090,900.00	0.30	68,142.36	25,084,928.75	25,108,750.00
FHLMC NOTES (FLOATING) DTD 10/12/2010 0.220% 10/12/2012	3134G1WN0	25,000,000.00	AA+	Aaa	10/13/10	10/14/10	25,002,500.00	0.32	7,916.66	25,000,000.00	24,982,325.00
FNMA NOTES (CALLABLE) DTD 11/01/2010 0.550% 11/01/2012	31398A5B4	25,000,000.00	AA+	Aaa	11/04/10	11/05/10	25,000,000.00	0.55	45,833.33	25,000,000.00	25,012,050.00
FFCB NOTES DTD 11/02/2010 0.400% 11/02/2012	31331JY56	20,000,000.00	AA+	Aaa	11/22/10	11/23/10	19,904,400.00	0.65	26,444.44	19,942,290.40	20,027,780.00
FHLMC NOTES DTD 10/08/2010 0.515% 11/26/2012	3134G1WT7	8,400,000.00	AA+	Aaa	11/22/10	11/23/10	8,378,412.00	0.64	11,415.83	8,386,681.80	8,424,418.80
FHLMC NOTES DTD 10/08/2010 0.515% 11/26/2012	3134G1WT7	18,989,000.00	AA+	Aaa	11/22/10	11/23/10	18,938,299.37	0.65	25,806.58	18,957,720.94	19,044,201.02
FHLB NOTES DTD 10/30/2009 1.746% 11/30/2012	3133XVMF5	25,000,000.00	AA+	Aaa	12/08/10	12/09/10	25,481,750.00	0.76	110,337.50	25,305,022.50	25,455,925.00



**Managed Account Detail of Securities Held**

For the Month Ending **August 31, 2011**

**SAN BERNARDINO COUNTY - 76990800**

<b>Security Type/Description Dated Date/Coupon/Maturity</b>	<b>CUSIP</b>	<b>Par</b>	<b>S&amp;P Rating</b>	<b>Moody's Rating</b>	<b>Trade Date</b>	<b>Settle Date</b>	<b>Original Cost</b>	<b>YTM at Cost</b>	<b>Accrued Interest</b>	<b>Amortized Cost</b>	<b>Market Value</b>
<b>Federal Agency Bond / Note</b>											
FNMA NOTES (FLOATING) DTD 12/03/2010 0.290% 12/03/2012	31398A6V9	25,000,000.00	AA+	Aaa	01/18/11	01/19/11	24,997,500.00	0.37	17,819.45	24,997,500.00	24,996,025.00
FNMA NOTES (FLOATING) DTD 12/03/2010 0.290% 12/03/2012	31398A6V9	25,000,000.00	AA+	Aaa	07/29/11	08/01/11	25,003,400.00	0.27	17,819.45	25,002,237.00	24,996,025.00
FNMA NOTES (FLOATING) DTD 12/03/2010 0.290% 12/03/2012	31398A6V9	50,000,000.00	AA+	Aaa	12/22/10	12/23/10	49,995,000.00	0.41	35,638.90	49,995,000.00	49,992,050.00
FHLB BONDS DTD 11/04/2009 1.750% 12/14/2012	3133XVNT4	25,000,000.00	AA+	Aaa	12/01/09	12/02/09	25,216,250.00	1.46	93,576.39	25,092,807.00	25,454,150.00
FHLB BONDS DTD 11/04/2009 1.750% 12/14/2012	3133XVNT4	25,000,000.00	AA+	Aaa	12/04/09	12/07/09	25,039,500.00	1.70	93,576.39	25,017,055.25	25,454,150.00
FHLB BONDS DTD 11/04/2009 1.750% 12/14/2012	3133XVNT4	25,000,000.00	AA+	Aaa	11/18/10	11/19/10	25,565,250.00	0.65	93,576.39	25,352,152.00	25,454,150.00
FFCB BONDS DTD 12/24/2009 1.625% 12/24/2012	31331JAB9	25,000,000.00	AA+	Aaa	12/21/09	12/24/09	24,930,000.00	1.72	75,607.64	24,968,911.00	25,434,650.00
FHLMC NOTES (FLOATING) DTD 01/10/2011 0.270% 01/10/2013	3134G1U69	25,000,000.00	AA+	Aaa	03/24/11	03/25/11	25,010,200.00	0.30	10,069.44	25,005,970.50	24,990,250.00
FHLMC NOTES (FLOATING) DTD 01/10/2011 0.270% 01/10/2013	3134G1U69	50,000,000.00	AA+	Aaa	01/05/11	01/10/11	49,979,800.00	0.39	20,138.88	49,979,800.00	49,980,500.00
FFCB NOTES (FLOATING) DTD 01/14/2011 0.250% 01/14/2013	31331J7K3	50,000,000.00	AA+	Aaa	01/05/11	01/14/11	49,987,500.00	0.36	16,805.55	49,987,500.00	49,966,350.00
FHLB GLOBAL NOTES DTD 12/10/2009 1.500% 01/16/2013	3133XW7L7	25,000,000.00	AA+	Aaa	12/02/10	12/03/10	25,414,250.00	0.71	46,875.00	25,269,462.75	25,407,725.00
FHLMC NOTES (FLOATING) DTD 01/24/2011 0.250% 01/24/2013	3134G1X90	25,000,000.00	AA+	Aaa	01/18/11	01/24/11	24,982,350.00	0.37	7,055.56	24,984,594.25	24,982,250.00
FNMA GLOBAL BENCHMRK NOTES (EX-CALLABLE) DTD 02/18/2003 4.750% 02/21/2013	31359MOV8	20,000,000.00	AA+	Aaa	02/04/11	02/07/11	21,530,800.00	0.95	26,388.89	21,108,323.20	21,294,660.00
FFCB BONDS DTD 01/15/2010 1.750% 02/21/2013	31331JBV4	25,000,000.00	AA+	Aaa	02/11/10	02/12/10	25,035,250.00	1.70	12,152.78	25,017,365.25	25,488,450.00



**Managed Account Detail of Securities Held**

For the Month Ending **August 31, 2011**

**SAN BERNARDINO COUNTY - 76990800**

Security Type/Description Dated Date/Coupon/Maturity	CUSIP	Par	S&P Rating	Moody's Rating	Trade Date	Settle Date	Original Cost	YTM at Cost	Accrued Interest	Amortized Cost	Market Value
<b>Federal Agency Bond / Note</b>											
FNMA GLOBAL BENCHMRK NOTES (EX-CALLABLE) DTD 02/18/2003 4.750% 02/21/2013	31359MQV8	25,000,000.00	AA+	Aaa	12/16/10	12/17/10	27,054,375.00	0.93	32,986.11	26,393,491.75	26,618,325.00
FHLMC NOTES DTD 02/04/2011 0.750% 03/28/2013	3137EACS6	25,000,000.00	AA+	Aaa	02/04/11	02/07/11	24,881,750.00	0.97	79,687.50	24,912,775.00	25,171,950.00
FFCB BONDS DTD 04/15/2010 1.875% 04/15/2013	31331JKS1	25,000,000.00	AA+	Aaa	04/19/10	04/20/10	25,118,100.00	1.71	177,083.33	25,064,903.00	25,618,325.00
FHLMC FLOATING NOTES DTD 06/17/2011 0.160% 06/17/2013	3134G2MJ8	50,000,000.00	AA+	Aaa	06/09/11	06/17/11	49,949,405.00	0.19	3,337.92	49,954,509.00	49,949,750.00
FNMA GLOBAL NOTES DTD 05/21/2010 1.500% 06/26/2013	31398AT44	25,000,000.00	AA+	Aaa	02/02/11	02/03/11	25,307,750.00	0.98	67,708.33	25,234,255.00	25,529,525.00
FHLB NOTES DTD 11/08/2010 0.500% 06/26/2013	313371PM2	40,565,000.00	AA+	Aaa	01/12/11	01/13/11	40,075,786.10	1.00	36,621.18	40,201,036.62	40,678,987.65
FHLMC GLOBAL REFERENCE NOTES DTD 07/18/2003 4.500% 07/15/2013	3134A4TZ7	25,000,000.00	AA+	Aaa	06/28/11	06/29/11	26,966,500.00	0.62	143,750.00	26,801,728.50	26,949,175.00
FNMA GLOBAL NOTES (EX-CALLABLE) DTD 07/14/2003 4.375% 07/17/2013	31359MSL8	13,500,000.00	AA+	Aaa	01/24/11	01/25/11	14,607,270.00	1.01	72,187.50	14,341,604.18	14,502,699.00
FNMA GLOBAL NOTES (EX-CALLABLE) DTD 07/14/2003 4.375% 07/17/2013	31359MSL8	19,950,000.00	AA+	Aaa	01/20/11	01/21/11	21,609,840.00	0.98	106,677.08	21,205,901.18	21,431,766.30
FNMA NOTES DTD 06/17/2011 0.500% 08/09/2013	3135G0BR3	12,500,000.00	AA+	Aaa	07/05/11	07/06/11	12,477,125.00	0.59	3,819.44	12,478,782.50	12,531,225.00
FNMA NOTES DTD 06/17/2011 0.500% 08/09/2013	3135G0BR3	12,500,000.00	AA+	Aaa	07/05/11	07/06/11	12,479,125.00	0.58	3,819.44	12,480,637.25	12,531,225.00
FNMA NOTES DTD 07/09/2010 1.250% 08/20/2013	31398AX31	50,000,000.00	AA+	Aaa	02/01/11	02/02/11	50,324,000.00	0.99	19,097.22	50,250,997.50	50,827,550.00
FNMA NOTES (CALLABLE) DTD 08/27/2010 1.000% 08/27/2013	3136FPCR6	10,390,000.00	AA+	Aaa	08/17/10	08/27/10	10,385,844.00	1.01	1,154.44	10,387,230.75	10,453,576.41
FNMA NOTES (CALLABLE) DTD 08/27/2010 1.000% 08/27/2013	3136FPCR6	39,610,000.00	AA+	Aaa	08/17/10	08/27/10	39,598,117.00	1.01	4,401.11	39,602,081.96	39,852,373.59



**Managed Account Detail of Securities Held**

For the Month Ending **August 31, 2011**

**SAN BERNARDINO COUNTY - 76990800**

Security Type/Description Dated Date/Coupon/Maturity	CUSIP	Par	S&P Rating	Moody's Rating	Trade Date	Settle Date	Original Cost	YTM at Cost	Accrued Interest	Amortized Cost	Market Value
<b>Federal Agency Bond / Note</b>											
<b>FHLMC NOTES (FLOATING) DTD 09/01/2011 0.320% 09/03/2013</b>	<b>3134G2B50</b>	<b>25,000,000.00</b>	<b>AA+</b>	<b>Aaa</b>	<b>08/29/11</b>	<b>09/01/11</b>	<b>24,987,250.00</b>	<b>0.35</b>	<b>0.00</b>	<b>24,987,250.00</b>	<b>24,987,250.00</b>
FHLB NOTES TAP ISSUE DTD 08/09/2010 1.000% 09/13/2013	313370LB2	25,000,000.00	AA+	Aaa	10/26/10	10/27/10	25,195,250.00	0.73	116,666.67	25,138,403.50	25,315,350.00
FHLB NOTES TAP ISSUE DTD 08/09/2010 1.000% 09/13/2013	313370LB2	25,000,000.00	AA+	Aaa	11/02/10	11/03/10	25,261,750.00	0.63	116,666.67	25,186,527.75	25,315,350.00
FHLB NOTES TAP ISSUE DTD 08/09/2010 1.000% 09/13/2013	313370LB2	25,000,000.00	AA+	Aaa	11/02/10	11/03/10	25,261,775.00	0.63	116,666.67	25,186,545.50	25,315,350.00
FHLB NOTES TAP ISSUE DTD 08/09/2010 1.000% 09/13/2013	313370LB2	25,000,000.00	AA+	Aaa	11/02/10	11/03/10	25,261,780.25	0.63	116,666.67	25,186,549.25	25,315,350.00
FHLB NOTES TAP ISSUE DTD 08/09/2010 1.000% 09/13/2013	313370LB2	25,000,000.00	AA+	Aaa	11/10/10	11/12/10	25,159,475.00	0.77	116,666.67	25,114,722.50	25,315,350.00
FNMA NOTES (EX-CALLABLE) DTD 09/17/2010 1.125% 09/17/2013	31398A3L4	1,980,000.00	AA+	Aaa	09/21/10	09/22/10	1,979,901.00	1.13	10,147.50	1,979,932.44	2,006,371.62
FNMA NOTES (EX-CALLABLE) DTD 09/17/2010 1.125% 09/17/2013	31398A3L4	12,500,000.00	AA+	Aaa	09/21/10	09/22/10	12,499,750.00	1.13	64,062.50	12,499,831.63	12,666,487.50
FNMA NOTES (EX-CALLABLE) DTD 09/17/2010 1.125% 09/17/2013	31398A3L4	12,500,000.00	AA+	Aaa	09/21/10	09/22/10	12,499,750.00	1.13	64,062.50	12,499,831.63	12,666,487.50
FHLMC GLOBAL REFERENCE NOTES DTD 08/20/2008 4.125% 09/27/2013	3137EABS7	25,000,000.00	AA+	Aaa	12/01/10	12/02/10	27,217,500.00	0.93	441,145.83	26,635,536.75	26,932,475.00
FHLMC GLOBAL REFERENCE NOTES DTD 08/20/2008 4.125% 09/27/2013	3137EABS7	25,000,000.00	AA+	Aaa	12/07/10	12/08/10	27,185,500.00	0.96	441,145.83	26,621,562.00	26,932,475.00
FNMA NOTES DTD 08/02/2010 1.125% 09/30/2013	31398A2M3	25,000,000.00	AA+	Aaa	09/09/10	09/10/10	25,041,250.00	1.07	117,968.75	25,028,217.75	25,376,875.00
FNMA NOTES (EX-CALLABLE) DTD 10/08/2010 1.125% 10/08/2013	31398A4H2	25,000,000.00	AA+	Aaa	09/23/10	10/08/10	25,000,000.00	1.13	111,718.75	25,000,000.00	25,378,550.00
FNMA NOTES (CALLABLE) DTD 10/18/2010 1.000% 10/18/2013	31398A4O2	5,000,000.00	AA+	Aaa	09/28/10	10/18/10	5,000,000.00	1.00	18,472.22	5,000,000.00	5,004,525.00



**Managed Account Detail of Securities Held**

For the Month Ending **August 31, 2011**

**SAN BERNARDINO COUNTY - 76990800**

<b>Security Type/Description Dated Date/Coupon/Maturity</b>	<b>CUSIP</b>	<b>Par</b>	<b>S&amp;P Rating</b>	<b>Moody's Rating</b>	<b>Trade Date</b>	<b>Settle Date</b>	<b>Original Cost</b>	<b>YTM at Cost</b>	<b>Accrued Interest</b>	<b>Amortized Cost</b>	<b>Market Value</b>
<b>Federal Agency Bond / Note</b>											
FNMA NOTES (CALLABLE) DTD 10/18/2010 1.000% 10/18/2013	31398A4Q2	5,000,000.00	AA+	Aaa	09/28/10	10/18/10	5,000,000.00	1.00	18,472.22	5,000,000.00	5,004,525.00
FNMA NOTES (CALLABLE) DTD 10/18/2010 1.000% 10/18/2013	31398A4Q2	5,000,000.00	AA+	Aaa	09/28/10	10/18/10	5,000,000.00	1.00	18,472.22	5,000,000.00	5,004,525.00
FNMA NOTES (CALLABLE) DTD 10/18/2010 1.000% 10/18/2013	31398A4Q2	5,000,000.00	AA+	Aaa	09/28/10	10/18/10	5,000,000.00	1.00	18,472.22	5,000,000.00	5,004,525.00
FNMA STEP-RATE NOTES (CALLABLE) DTD 10/18/2010 0.625% 10/18/2013	3136FPNT0	25,000,000.00	AA+	Aaa	10/08/10	10/18/10	24,992,500.00	1.05	57,725.69	25,084,943.25	25,005,850.00
FHLMC NOTES DTD 08/20/2010 0.875% 10/28/2013	3137EACL1	25,000,000.00	AA+	Aaa	09/02/10	09/03/10	24,903,675.75	1.00	74,739.58	24,933,708.75	25,246,700.00
FNMA NOTES (CALLABLE) DTD 11/15/2010 0.900% 11/15/2013	31398A5S7	50,000,000.00	AA+	Aaa	11/01/10	11/15/10	50,025,000.00	0.88	132,500.00	50,005,150.00	50,068,450.00
FNMA NOTES (CALLABLE) DTD 11/29/2010 1.000% 11/29/2013	31398A6L1	25,000,000.00	AA+	Aaa	11/12/10	11/29/10	24,957,500.00	1.06	63,888.89	24,968,082.00	25,037,425.00
FHLB NOTES DTD 11/09/2010 0.500% 12/13/2013	313371PU4	845,000.00	AA+	Aaa	12/14/10	12/15/10	827,170.50	1.22	915.42	831,348.26	846,504.95
FHLB NOTES DTD 11/09/2010 0.500% 12/13/2013	313371PU4	18,610,000.00	AA+	Aaa	12/14/10	12/15/10	18,217,329.00	1.22	20,160.83	18,309,338.51	18,643,144.41
FNMA NOTES DTD 11/01/2010 0.750% 12/18/2013	31398A5W8	5,545,000.00	AA+	Aaa	03/22/11	03/23/11	5,479,846.25	1.19	8,433.02	5,490,177.03	5,580,432.55
FNMA NOTES DTD 11/01/2010 0.750% 12/18/2013	31398A5W8	25,000,000.00	AA+	Aaa	11/16/10	11/17/10	24,818,000.00	0.99	38,020.83	24,863,995.50	25,159,750.00
FNMA GLOBAL NOTES (CALLABLE) DTD 01/27/2011 1.375% 01/27/2014	3135G0AH6	25,000,000.00	AA+	Aaa	01/26/11	01/27/11	24,992,500.00	1.39	32,465.28	24,993,962.25	25,093,650.00
FNMA GLOBAL NOTES (CALLABLE) DTD 01/27/2011 1.375% 01/27/2014	3135G0AH6	26,225,000.00	AA+	Aaa	01/26/11	01/27/11	26,216,608.00	1.39	34,056.08	26,218,244.18	26,323,238.85
FHLMC NOTES DTD 01/06/2011 1.375% 02/25/2014	3137EACR8	25,000,000.00	AA+	Aaa	02/03/11	02/04/11	24,952,750.00	1.44	5,729.17	24,961,715.75	25,565,725.00



**Managed Account Detail of Securities Held**

For the Month Ending **August 31, 2011**

**SAN BERNARDINO COUNTY - 76990800**

Security Type/Description Dated Date/Coupon/Maturity	CUSIP	Par	S&P Rating	Moody's Rating	Trade Date	Settle Date	Original Cost	YTM at Cost	Accrued Interest	Amortized Cost	Market Value
<b>Federal Agency Bond / Note</b>											
FHLMC NOTES DTD 06/02/2011 1.000% 07/30/2014	3137EACU1	25,000,000.00	AA+	Aaa	06/14/11	06/15/11	25,020,500.00	0.97	61,805.56	25,019,172.25	25,348,050.00
FHLMC NOTES (CALLABLE) DTD 08/08/2011 1.100% 08/08/2014	3134G2TK8	25,000,000.00	AA+	Aaa	07/18/11	08/08/11	24,993,750.00	1.11	17,569.44	24,993,881.25	25,107,050.00
FHLMC NOTES (CALLABLE) DTD 08/08/2011 1.100% 08/08/2014	3134G2TK8	25,000,000.00	AA+	Aaa	07/18/11	08/08/11	24,993,750.00	1.11	17,569.44	24,993,881.25	25,107,050.00
<b>Security Type Sub-Total</b>		<b>1,885,409,000.00</b>					<b>1,900,484,458.97</b>	<b>0.86</b>	<b>4,591,426.92</b>	<b>1,896,475,750.67</b>	<b>1,908,906,039.75</b>
<b>Commercial Paper</b>											
US BANK NA COMM PAPER -- 0.000% 09/01/2011	9033E1W18	5,000,000.00	A-1+	P-1	08/31/11	08/31/11	4,999,993.06	0.05	0.00	5,000,000.00	4,999,980.00
BNP PARIBAS FINANCE INC COMM PAPER -- 0.000% 09/01/2011	0556N1W17	25,000,000.00	A-1+	P-1	06/07/11	06/07/11	24,986,263.89	0.23	0.00	25,000,000.00	24,999,900.00
BARCLAYS US FUNDING LLC COMM PAPER -- 0.000% 09/01/2011	06737JW19	30,000,000.00	A-1+	P-1	08/31/11	08/31/11	29,999,916.67	0.10	0.00	30,000,000.00	29,999,880.00
BANK OF NOVA SCOTIA NY COMM PAPER -- 0.000% 09/01/2011	06416KW14	30,000,000.00	A-1+	P-1	08/31/11	08/31/11	29,999,958.33	0.05	0.00	30,000,000.00	29,999,940.00
GENERAL ELECTRIC CO COMM PAPER -- 0.000% 09/01/2011	36960MW17	50,000,000.00	A-1+	P-1	07/07/11	07/08/11	49,991,597.22	0.11	0.00	50,000,000.00	49,999,900.00
BARCLAYS US FUNDING LLC COMM PAPER -- 0.000% 09/01/2011	06737JW19	50,000,000.00	A-1+	P-1	08/31/11	08/31/11	49,999,861.11	0.10	0.00	50,000,000.00	49,999,800.00
BARCLAYS US FUNDING LLC COMM PAPER -- 0.000% 09/01/2011	06737JW19	50,000,000.00	A-1+	P-1	08/31/11	08/31/11	49,999,861.11	0.10	0.00	50,000,000.00	49,999,800.00
BARCLAYS US FUNDING LLC COMM PAPER -- 0.000% 09/01/2011	06737JW19	50,000,000.00	A-1+	P-1	08/31/11	08/31/11	49,999,861.11	0.10	0.00	50,000,000.00	49,999,800.00
BANK OF NOVA SCOTIA NY COMM PAPER -- 0.000% 09/01/2011	06416KW14	50,000,000.00	A-1+	P-1	08/31/11	08/31/11	49,999,930.56	0.05	0.00	50,000,000.00	49,999,900.00
BANK OF NOVA SCOTIA NY COMM PAPER -- 0.000% 09/01/2011	06416KW14	50,000,000.00	A-1+	P-1	08/31/11	08/31/11	49,999,930.56	0.05	0.00	50,000,000.00	49,999,900.00



**Managed Account Detail of Securities Held**

For the Month Ending **August 31, 2011**

**SAN BERNARDINO COUNTY - 76990800**

Security Type/Description Dated Date/Coupon/Maturity	CUSIP	Par	S&P Rating	Moody's Rating	Trade Date	Settle Date	Original Cost	YTM at Cost	Accrued Interest	Amortized Cost	Market Value
<b>Commercial Paper</b>											
US BANK NA COMM PAPER -- 0.000% 09/01/2011	9033E1W18	50,000,000.00	A-1+	P-1	08/31/11	08/31/11	49,999,930.56	0.05	0.00	50,000,000.00	49,999,800.00
US BANK NA COMM PAPER -- 0.000% 09/01/2011	9033E1W18	50,000,000.00	A-1+	P-1	08/31/11	08/31/11	49,999,930.56	0.05	0.00	50,000,000.00	49,999,800.00
GENERAL ELECTRIC CO COMM PAPER -- 0.000% 09/02/2011	36960MW25	35,000,000.00	A-1+	P-1	08/12/11	08/12/11	34,997,754.17	0.11	0.00	34,999,892.90	34,999,860.00
US BANK NA COMM PAPER -- 0.000% 09/07/2011	9033E1W75	25,000,000.00	A-1+	P-1	08/30/11	08/30/11	24,999,722.22	0.05	0.00	24,999,791.75	24,999,375.00
GENERAL ELEC CAP CORP COMM PAPER -- 0.000% 09/12/2011	36959JWC3	20,000,000.00	A-1+	P-1	08/17/11	08/17/11	19,998,266.67	0.12	0.00	19,999,266.60	19,999,540.00
GENERAL ELECTRIC CO COMM PAPER -- 0.000% 09/13/2011	36960MWD1	25,000,000.00	A-1+	P-1	08/22/11	08/22/11	24,998,166.67	0.12	0.00	24,999,000.00	24,999,375.00
GENERAL ELEC CAP CORP COMM PAPER -- 0.000% 09/15/2011	36959JWF6	25,000,000.00	A-1+	P-1	07/15/11	07/15/11	24,994,833.33	0.12	0.00	24,998,833.25	24,999,275.00
US BANK NA COMM PAPER -- 0.000% 09/19/2011	9033E1WK6	25,000,000.00	A-1+	P-1	08/29/11	08/29/11	24,998,687.50	0.09	0.00	24,998,875.00	24,998,050.00
GENERAL ELECTRIC CO COMM PAPER -- 0.000% 09/23/2011	36960MWP4	25,000,000.00	A-1+	P-1	08/23/11	08/24/11	24,997,708.33	0.11	0.00	24,998,319.50	24,998,525.00
NORDEA NORTH AMERICA INC COMM PAPER -- 0.000% 10/24/2011	6555P1X05	50,000,000.00	A-1+	P-1	08/26/11	08/30/11	49,983,958.33	0.21	0.00	49,984,541.50	49,982,150.00
NORDEA NORTH AMERICA INC COMM PAPER -- 0.000% 11/01/2011	6555P1Y19	25,000,000.00	A-1+	P-1	08/24/11	08/25/11	24,990,555.56	0.20	0.00	24,991,527.75	24,989,100.00
NORDEA NORTH AMERICA INC COMM PAPER -- 0.000% 11/02/2011	6555P1Y27	25,000,000.00	A-1+	P-1	08/23/11	08/24/11	24,987,847.22	0.25	0.00	24,989,236.00	24,988,900.00
BANK OF NOVA SCOTIA NY COMM PAPER -- 0.000% 11/07/2011	06416KY79	25,000,000.00	A-1+	P-1	08/10/11	08/10/11	24,985,784.72	0.23	0.00	24,989,298.50	24,993,100.00



**Managed Account Detail of Securities Held**

For the Month Ending **August 31, 2011**

**SAN BERNARDINO COUNTY - 76990800**

<b>Security Type/Description</b>	<b>Dated Date/Coupon/Maturity</b>	<b>CUSIP</b>	<b>Par</b>	<b>S&amp;P Rating</b>	<b>Moody's Rating</b>	<b>Trade Date</b>	<b>Settle Date</b>	<b>Original Cost</b>	<b>YTM at Cost</b>	<b>Accrued Interest</b>	<b>Amortized Cost</b>	<b>Market Value</b>
<b>Commercial Paper</b>												
BANK OF NOVA SCOTIA NY COMM PAPER	-- 0.000% 11/09/2011	06416KY95	25,000,000.00	A-1+	P-1	08/11/11	08/11/11	24,984,375.00	0.25	0.00	24,988,020.75	24,992,525.00
NORDEA NORTH AMERICA INC COMM PAPER	-- 0.000% 11/16/2011	6555P1YG6	50,000,000.00	A-1+	P-1	08/17/11	08/18/11	49,966,875.00	0.27	0.00	49,972,028.00	49,970,800.00
US BANK NA COMM PAPER	-- 0.000% 11/23/2011	9033E1YP3	25,000,000.00	A-1+	P-1	08/22/11	08/22/11	24,987,083.34	0.20	0.00	24,988,472.25	24,983,550.00
NORDEA NORTH AMERICA INC COMM PAPER	-- 0.000% 11/23/2011	6555P1YP6	25,000,000.00	A-1+	P-1	08/23/11	08/24/11	24,982,937.50	0.27	0.00	24,984,437.50	24,983,550.00
<b>Security Type Sub-Total</b>			<b>920,000,000.00</b>					<b>919,831,590.30</b>	<b>0.13</b>	<b>0.00</b>	<b>919,881,541.25</b>	<b>919,876,075.00</b>
<b>Certificate of Deposit</b>												
BNP PARIBAS SF CERT DEPOS	DTD 06/01/2011 0.220% 09/01/2011	05572NDS2	50,000,000.00	A-1+	P-1	06/01/11	06/01/11	50,000,000.00	0.22	28,111.11	50,000,000.00	50,000,110.00
ROYAL BANK OF CANADA NY CERT DEPOS	DTD 04/07/2011 0.240% 09/06/2011	78009J4X0	25,000,000.00	A-1+	P-1	04/07/11	04/07/11	25,000,000.00	0.24	24,500.00	25,000,000.00	25,000,340.00
SVENSKA HANDELSBANKEN NY CERT DEPOS	DTD 06/08/2011 0.185% 09/06/2011	86959BUX1	35,000,000.00	A-1+	P-1	06/08/11	06/08/11	35,000,437.30	0.18	15,288.19	35,000,024.15	35,000,157.50
BANK OF MONTREAL CHICAGO CERT DEPOS	DTD 08/31/2011 0.070% 09/07/2011	06366WHF4	17,000,000.00	A-1	P-1	08/31/11	08/31/11	17,000,000.00	0.07	33.06	17,000,000.00	16,999,697.74
SVENSKA HANDELSBANKEN NY CERT DEPOS	DTD 06/09/2011 0.185% 09/08/2011	86959BUY9	50,000,000.00	A-1+	P-1	07/05/11	07/06/11	50,000,886.50	0.18	21,583.33	50,000,097.00	50,000,225.00
CBA AUSTRALIA CERT DEPOS	DTD 03/10/2011 0.290% 09/09/2011	20271EGQ6	25,000,000.00	A-1+	P-1	03/09/11	03/10/11	25,000,000.00	0.29	35,243.06	25,000,000.00	25,000,760.00
RABOBANK NEDERLAND NV NY CERT DEPOS	DTD 08/18/2011 0.160% 09/21/2011	74977MYF6	50,000,000.00	A-1+	P-1	08/17/11	08/18/11	50,000,000.00	0.16	3,111.11	50,000,000.00	49,998,558.50
RABOBANK NEDERLAND NV NY CERT DEPOS	DTD 03/25/2011 0.340% 09/28/2011	74977MUR4	50,000,000.00	A-1+	P-1	07/06/11	07/06/11	50,019,806.18	0.17	75,555.56	50,006,366.50	50,004,130.00





**Managed Account Detail of Securities Held**

For the Month Ending **August 31, 2011**

**SAN BERNARDINO COUNTY - 76990800**

<b>Security Type/Description</b>	<b>Dated Date/Coupon/Maturity</b>	<b>CUSIP</b>	<b>Par</b>	<b>S&amp;P Rating</b>	<b>Moody's Rating</b>	<b>Trade Date</b>	<b>Settle Date</b>	<b>Original Cost</b>	<b>YTM at Cost</b>	<b>Accrued Interest</b>	<b>Amortized Cost</b>	<b>Market Value</b>
<b>Certificate of Deposit</b>												
ROYAL BANK OF CANADA NY CERT DEPOS DTD 03/30/2011 0.240% 09/30/2011		78009J4G7	25,000,000.00	A-1+	P-1	03/30/11	03/30/11	25,000,000.00	0.24	25,833.33	25,000,000.00	24,999,992.50
WESTPAC BANKING CORP NY CERT DEPOS DTD 07/05/2011 0.160% 10/03/2011		96121TFS2	50,000,000.00	A-1+	P-1	07/01/11	07/05/11	50,000,000.00	0.16	12,888.89	50,000,000.00	49,996,096.50
TORONTO DOMINION BANK NY CERT DEPOS DTD 07/01/2011 0.150% 10/03/2011		89112YT29	50,000,000.00	A-1+	P-1	07/01/11	07/01/11	50,000,000.00	0.15	12,916.67	50,000,000.00	49,995,638.00
BANK OF MONTREAL CHICAGO CERT DEPOS DTD 07/06/2011 0.170% 10/07/2011		06366U7E2	35,000,000.00	A-1	P-1	07/07/11	07/08/11	34,999,999.86	0.17	9,420.83	35,000,000.00	34,997,055.80
CBA AUSTRALIA CERT DEPOS DTD 04/07/2011 0.270% 10/07/2011		20271EGS2	50,000,000.00	A-1+	P-1	04/05/11	04/07/11	50,000,000.00	0.27	55,125.00	50,000,000.00	50,000,920.00
ROYAL BANK OF CANADA NY CERT DEPOS DTD 04/11/2011 0.250% 10/11/2011		78009J5B7	25,000,000.00	A-1+	P-1	04/11/11	04/11/11	25,000,000.00	0.25	24,826.39	25,000,000.00	24,999,751.25
SVENSKA HANDELSBANKEN NY CERT DEPOS DTD 07/15/2011 0.200% 10/13/2011		86959BWT8	25,000,000.00	A-1+	P-1	07/15/11	07/15/11	25,000,000.00	0.20	6,666.67	25,000,000.00	24,998,152.25
RABOBANK NEDERLAND NV NY CERT DEPOS DTD 05/19/2011 0.210% 10/17/2011		74977MWJ0	25,000,000.00	A-1+	P-1	05/18/11	05/19/11	25,000,000.00	0.21	15,312.50	25,000,000.00	24,998,085.50
RABOBANK NEDERLAND NV NY CERT DEPOS DTD 05/03/2011 0.260% 10/31/2011		74977MVP7	25,000,000.00	A-1+	P-1	04/29/11	05/03/11	25,000,000.00	0.26	21,847.22	25,000,000.00	24,998,642.25
RABOBANK NEDERLAND NV NY CERT DEPOS DTD 05/12/2011 0.250% 11/01/2011		74977MWD3	25,000,000.00	A-1+	P-1	05/10/11	05/12/11	25,000,000.00	0.25	19,444.44	25,000,000.00	24,998,122.25
SVENSKA HANDELSBANKEN NY CERT DEPOS DTD 08/26/2011 0.305% 11/23/2011		86959BYM1	15,000,000.00	A-1+	P-1	08/30/11	08/30/11	15,000,176.60	0.30	762.50	15,000,172.50	14,999,179.50
TORONTO DOMINION BANK NY CERT DEPOS DTD 05/24/2011 0.210% 11/23/2011		89112YF99	25,000,000.00	A-1+	P-1	05/24/11	05/24/11	25,000,000.00	0.21	14,583.33	25,000,000.00	24,993,084.75
SVENSKA HANDELSBANKEN NY CERT DEPOS DTD 08/25/2011 0.305% 11/23/2011		86959BYG4	50,000,000.00	A-1+	P-1	08/24/11	08/25/11	50,000,624.50	0.30	2,965.28	50,000,576.00	49,997,264.50



**Managed Account Detail of Securities Held**

For the Month Ending **August 31, 2011**

**SAN BERNARDINO COUNTY - 76990800**

<b>Security Type/Description</b> <b>Dated Date/Coupon/Maturity</b>	<b>CUSIP</b>	<b>Par</b>	<b>S&amp;P Rating</b>	<b>Moody's Rating</b>	<b>Trade Date</b>	<b>Settle Date</b>	<b>Original Cost</b>	<b>YTM at Cost</b>	<b>Accrued Interest</b>	<b>Amortized Cost</b>	<b>Market Value</b>
<b>Certificate of Deposit</b>											
TORONTO DOMINION BANK NY CERT DEPOS DTD 06/01/2011 0.220% 12/01/2011	89112YJ53	50,000,000.00	A-1+	P-1	06/01/11	06/01/11	50,000,000.00	0.22	28,111.11	50,000,000.00	49,984,509.00
ROYAL BANK OF CANADA NY CERT DEPOS DTD 06/16/2011 0.250% 12/20/2011	78009J6B6	25,000,000.00	A-1+	P-1	06/20/11	06/20/11	25,000,000.00	0.25	13,368.06	25,000,000.00	24,990,722.75
CBA AUSTRALIA CERT DEPOS DTD 06/30/2011 0.250% 12/28/2011	20271EGU7	25,000,000.00	A-1+	P-1	06/28/11	06/30/11	25,000,000.00	0.25	10,937.50	25,000,000.00	24,989,044.75
CBA AUSTRALIA CERT DEPOS DTD 06/30/2011 0.250% 12/28/2011	20271EGU7	25,000,000.00	A-1+	P-1	06/29/11	06/30/11	25,000,000.00	0.25	10,937.50	25,000,000.00	24,989,044.75
CBA AUSTRALIA CERT DEPOS DTD 07/08/2011 0.250% 01/06/2012	20271EGV5	25,000,000.00	A-1+	P-1	07/06/11	07/08/11	25,000,000.00	0.25	9,548.61	25,000,000.00	24,986,993.50
ROYAL BANK OF CANADA NY CERT DEPOS DTD 07/11/2011 0.260% 01/11/2012	78009J6U4	25,000,000.00	A-1+	P-1	07/11/11	07/12/11	25,000,000.00	0.26	9,388.89	25,000,000.00	24,986,701.25
CBA AUSTRALIA CERT DEPOS DTD 07/15/2011 0.250% 01/11/2012	20271EGX1	25,000,000.00	A-1+	P-1	07/15/11	07/15/11	25,000,000.00	0.25	8,333.33	25,000,000.00	24,985,780.50
BANK OF MONTREAL CHICAGO CERT DEPOS DTD 08/18/2011 0.320% 02/17/2012	06366WFH2	25,000,000.00	A-1	P-1	08/17/11	08/18/11	25,000,000.00	0.32	3,111.11	25,000,000.00	24,983,405.25
ROYAL BANK OF CANADA NY CERT DEPOS DTD 08/25/2011 0.350% 02/24/2012	78009J7K5	50,000,000.00	A-1+	P-1	08/23/11	08/25/11	50,000,000.00	0.35	3,402.78	50,000,000.00	49,970,178.50
<b>Security Type Sub-Total</b>		<b>1,002,000,000.00</b>					<b>1,002,021,930.94</b>	<b>0.23</b>	<b>523,157.36</b>	<b>1,002,007,236.15</b>	<b>1,001,842,344.04</b>
<b>Managed Account Sub-Total</b>		<b>4,205,409,000.00</b>					<b>4,222,473,772.46</b>	<b>0.54</b>	<b>6,402,709.36</b>	<b>4,217,590,966.11</b>	<b>4,232,516,641.43</b>
<b>Securities Sub-Total</b>		<b>\$4,205,409,000.00</b>					<b>\$4,222,473,772.46</b>	<b>0.54%</b>	<b>\$6,402,709.36</b>	<b>\$4,217,590,966.11</b>	<b>\$4,232,516,641.43</b>
<b>Accrued Interest</b>											<b>\$6,402,709.36</b>
<b>Total Investments</b>											<b>\$4,238,919,350.79</b>

Bolded items are forward settling trades.



**Managed Account Fair Market Value & Analytics**

For the Month Ending **August 31, 2011**

**SAN BERNARDINO COUNTY - 76990800**

<b>Security Type/Description</b>	<b>Dated Date/Coupon/Maturity</b>	<b>CUSIP</b>	<b>Par</b>	<b>Broker</b>	<b>Next Call Date</b>	<b>Market Price</b>	<b>Market Value</b>	<b>Unreal G/L On Cost</b>	<b>Unreal G/L Amort Cost</b>	<b>Duration to Worst</b>	<b>YTM at Mkt</b>
<b>U.S. Treasury Bond / Note</b>											
US TREASURY NOTES DTD 04/30/2010 1.000% 04/30/2012		912828NB2	50,000,000.00	GOLDMAN		100.61	50,302,500.00	(76,406.25)	39,038.00	0.66	0.09
US TREASURY NOTES DTD 05/15/2009 1.375% 05/15/2012		912828KP4	5,000,000.00	DEUTSCHE		100.90	5,044,920.00	96,091.88	57,415.85	0.70	0.10
US TREASURY NOTES DTD 05/15/2009 1.375% 05/15/2012		912828KP4	10,000,000.00	CITIGRP		100.90	10,089,840.00	251,558.75	129,457.40	0.70	0.10
US TREASURY NOTES DTD 05/15/2009 1.375% 05/15/2012		912828KP4	10,000,000.00	CSFB		100.90	10,089,840.00	237,496.25	126,025.40	0.70	0.10
US TREASURY NOTES DTD 05/15/2009 1.375% 05/15/2012		912828KP4	25,000,000.00	DEUTSCHE		100.90	25,224,600.00	135,732.82	194,623.50	0.70	0.10
US TREASURY NOTES DTD 06/30/2010 0.625% 06/30/2012		912828NS5	50,000,000.00	BK AMER		100.42	50,211,000.00	2,015.62	53,013.50	0.83	0.12
US TREASURY NOTES DTD 01/15/2010 1.375% 01/15/2013		912828MG2	25,000,000.00	DEUTSCHE		101.65	25,412,100.00	109,365.62	208,950.50	1.36	0.17
US TREASURY NOTES DTD 03/15/2010 1.375% 03/15/2013		912828MT4	25,000,000.00	CITIGRP		101.83	25,457,000.00	146,453.12	238,074.00	1.52	0.19
US TREASURY NOTES DTD 06/15/2010 1.125% 06/15/2013		912828NH9	25,000,000.00	DEUTSCHE		101.66	25,414,000.00	296,812.50	319,200.25	1.77	0.20
US TREASURY NOTES DTD 06/15/2010 1.125% 06/15/2013		912828NH9	25,000,000.00	BK AMER		101.66	25,414,000.00	304,625.00	325,404.00	1.77	0.20
US TREASURY NOTES DTD 07/15/2010 1.000% 07/15/2013		912828NN6	25,000,000.00	GOLDMAN		101.51	25,377,000.00	348,679.69	353,637.25	1.86	0.19
US TREASURY NOTES DTD 07/15/2010 1.000% 07/15/2013		912828NN6	25,000,000.00	JPMCHASE		101.51	25,377,000.00	377,000.00	377,000.00	1.86	0.19
<b>Security Type Sub-Total</b>			<b>300,000,000.00</b>				<b>303,413,800.00</b>	<b>2,229,425.00</b>	<b>2,421,839.65</b>	<b>1.21</b>	<b>0.15</b>
<b>U.S. Government Supported Corporate Debt</b>											
GENERAL ELEC CAP CORP (FDIC) GLOBAL NOTE DTD 03/12/2009 2.250% 03/12/2012		36967HAN7	25,000,000.00	DEUTSCHE		101.05	25,261,425.00	(296,325.00)	111,451.75	0.52	0.28



**Managed Account Fair Market Value & Analytics**

For the Month Ending **August 31, 2011**

**SAN BERNARDINO COUNTY - 76990800**

<b>Security Type/Description</b>	<b>Dated Date/Coupon/Maturity</b>	<b>CUSIP</b>	<b>Par</b>	<b>Broker</b>	<b>Next Call Date</b>	<b>Market Price</b>	<b>Market Value</b>	<b>Unreal G/L On Cost</b>	<b>Unreal G/L Amort Cost</b>	<b>Duration to Worst</b>	<b>YTM at Mkt</b>
<b>U.S. Government Supported Corporate Debt</b>											
CITIGROUP FUNDING INC (FDIC) GLOBAL NOTE DTD 03/30/2009 2.000% 03/30/2012		17314AAF9	25,000,000.00	CSFB		100.94	25,234,425.00	(212,947.25)	106,207.75	0.58	0.39
<b>Security Type Sub-Total</b>			<b>50,000,000.00</b>				<b>50,495,850.00</b>	<b>(509,272.25)</b>	<b>217,659.50</b>	<b>0.55</b>	<b>0.33</b>
<b>Money Market Fund</b>											
FEDERATED PRIME OBLIGATION MUTUAL		60934N203	1,000,000.00			1.00	1,000,000.00	0.00	0.00	0.00	0.06
FEDERATED GOVT OBLIGATIONS FUND		60934N104	1,000,000.00			1.00	1,000,000.00	0.00	0.00	0.00	0.06
<b>Security Type Sub-Total</b>			<b>2,000,000.00</b>				<b>2,000,000.00</b>	<b>0.00</b>	<b>0.00</b>	<b>0.00</b>	<b>0.06</b>
<b>Federal Agency Discount Note</b>											
FHLB DISC NOTE -- 0.000% 01/25/2012		313384SF7	25,000,000.00	RBC CAP		99.96	24,990,930.75	19,680.75	14,250.25	0.40	0.09
FFCB DISC NOTE -- 0.000% 01/31/2012		313312SM3	21,000,000.00	CSFB		99.96	20,991,601.89	16,556.89	11,995.20	0.42	0.09
<b>Security Type Sub-Total</b>			<b>46,000,000.00</b>				<b>45,982,532.64</b>	<b>36,237.64</b>	<b>26,245.45</b>	<b>0.41</b>	<b>0.09</b>
<b>Federal Agency Bond / Note</b>											
FHLMC (FLOATING) MTN DTD 04/26/2010 0.219% 10/26/2011		3134G1BL7	20,800,000.00	MIZUHO		100.01	20,801,809.60	5,969.60	3,425.14	0.16	0.16
FFCB BONDS (FLOATING) DTD 11/02/2009 0.171% 11/02/2011		31331G2M0	25,000,000.00	MORGANST		100.00	25,000,925.00	925.00	925.00	0.17	0.15
FFCB BONDS DTD 01/12/2010 1.100% 01/12/2012		31331JBL6	25,000,000.00	UBS AG		100.35	25,087,275.00	22,275.00	74,714.00	0.37	0.14
FHLB BONDS DTD 12/24/2009 1.050% 02/24/2012		3133XWFP9	25,000,000.00	CSFB		100.42	25,105,850.00	251,600.00	138,802.00	0.48	0.17
FHLB GLOBAL BONDS DTD 03/19/2010 1.125% 05/18/2012		3133XXPV3	25,000,000.00	UBS AG		100.63	25,156,675.00	120,925.00	143,940.50	0.71	0.25



**Managed Account Fair Market Value & Analytics**

For the Month Ending **August 31, 2011**

**SAN BERNARDINO COUNTY - 76990800**

<b>Security Type/Description</b>	<b>CUSIP</b>	<b>Par</b>	<b>Broker</b>	<b>Next Call Date</b>	<b>Market Price</b>	<b>Market Value</b>	<b>Unreal G/L On Cost</b>	<b>Unreal G/L Amort Cost</b>	<b>Duration to Worst</b>	<b>YTM at Mkt</b>
<b>Federal Agency Bond / Note</b>										
FFCB NOTES (FLOAT) DTD 08/23/2010 0.205% 05/23/2012	31331JZB2	25,000,000.00	GOLDMAN		99.96	24,990,000.00	(7,925.00)	(7,925.00)	0.73	0.26
FHLMC GLOBAL NOTES DTD 05/21/2009 1.750% 06/15/2012	3137EACC1	25,000,000.00	CITIGRP		101.19	25,297,325.00	(32,425.00)	172,078.25	0.78	0.24
FHLB NOTES (CALLABLE) DTD 07/14/2011 0.350% 07/25/2012	313374KV1	50,000,000.00	CITIGRP	10/14/11	99.98	49,991,050.00	1,050.00	(209.50)	0.90	0.37
FHLB GLOBAL BONDS DTD 07/23/2009 1.750% 08/22/2012	3133XUE41	50,000,000.00	CSFB		101.45	50,726,300.00	958,800.00	802,073.00	0.97	0.26
FHLB NOTES DTD 08/23/2011 0.220% 08/23/2012	313375FG7	25,000,000.00	DEUTSCHE		99.96	24,990,825.00	(4,509.75)	(4,588.00)	0.98	0.26
FHLMC GLOBAL REFERENCE NOTES DTD 08/06/2009 2.125% 09/21/2012	3137EACE7	25,000,000.00	BARCLAYS		101.96	25,489,875.00	96,875.00	336,691.25	1.04	0.26
FNMA NOTES DTD 08/30/2010 0.625% 09/24/2012	31398A3N0	25,000,000.00	CSFB		100.44	25,108,750.00	17,850.00	23,821.25	1.06	0.22
FHLMC NOTES (FLOATING) DTD 10/12/2010 0.220% 10/12/2012	3134G1WN0	25,000,000.00	GILFORD		99.93	24,982,325.00	(20,175.00)	(17,675.00)	1.11	0.29
FNMA NOTES (CALLABLE) DTD 11/01/2010 0.550% 11/01/2012	31398A5B4	25,000,000.00	MIZUHO	11/01/11	100.05	25,012,050.00	12,050.00	12,050.00	0.17	0.51
FFCB NOTES DTD 11/02/2010 0.400% 11/02/2012	31331JY56	20,000,000.00	BARCLAYS		100.14	20,027,780.00	123,380.00	85,489.60	1.16	0.28
FHLMC NOTES DTD 10/08/2010 0.515% 11/26/2012	3134G1WT7	8,400,000.00	GILFORD		100.29	8,424,418.80	46,006.80	37,737.00	1.23	0.28
FHLMC NOTES DTD 10/08/2010 0.515% 11/26/2012	3134G1WT7	18,989,000.00	MORGANST		100.29	19,044,201.02	105,901.65	86,480.08	1.23	0.28
FHLB NOTES DTD 10/30/2009 1.746% 11/30/2012	3133XVMF5	25,000,000.00	MORGANST		101.82	25,455,925.00	(25,825.00)	150,902.50	1.24	0.28
FNMA NOTES (FLOATING) DTD 12/03/2010 0.290% 12/03/2012	31398A6V9	25,000,000.00	JPMCHASE		99.98	24,996,025.00	(1,475.00)	(1,475.00)	1.25	0.31
FNMA NOTES (FLOATING) DTD 12/03/2010 0.290% 12/03/2012	31398A6V9	25,000,000.00	CITIGRP		99.98	24,996,025.00	(7,375.00)	(6,212.00)	1.25	0.31



**Managed Account Fair Market Value & Analytics**

For the Month Ending **August 31, 2011**

**SAN BERNARDINO COUNTY - 76990800**

<b>Security Type/Description</b>	<b>CUSIP</b>	<b>Par</b>	<b>Broker</b>	<b>Next Call Date</b>	<b>Market Price</b>	<b>Market Value</b>	<b>Unreal G/L On Cost</b>	<b>Unreal G/L Amort Cost</b>	<b>Duration to Worst</b>	<b>YTM at Mkt</b>
<b>Federal Agency Bond / Note</b>										
FNMA NOTES (FLOATING) DTD 12/03/2010 0.290% 12/03/2012	31398A6V9	50,000,000.00	UBS AG		99.98	49,992,050.00	(2,950.00)	(2,950.00)	1.25	0.31
FHLB BONDS DTD 11/04/2009 1.750% 12/14/2012	3133XVNT4	25,000,000.00	BARCLAYS		101.82	25,454,150.00	237,900.00	361,343.00	1.27	0.33
FHLB BONDS DTD 11/04/2009 1.750% 12/14/2012	3133XVNT4	25,000,000.00	GILFORD		101.82	25,454,150.00	414,650.00	437,094.75	1.27	0.33
FHLB BONDS DTD 11/04/2009 1.750% 12/14/2012	3133XVNT4	25,000,000.00	BARCLAYS		101.82	25,454,150.00	(111,100.00)	101,998.00	1.27	0.33
FFCB BONDS DTD 12/24/2009 1.625% 12/24/2012	31331JAB9	25,000,000.00	DIRECT		101.74	25,434,650.00	504,650.00	465,739.00	1.30	0.30
FHLMC NOTES (FLOATING) DTD 01/10/2011 0.270% 01/10/2013	3134G1U69	25,000,000.00	STIFEL		99.96	24,990,250.00	(19,950.00)	(15,720.50)	1.36	0.30
FHLMC NOTES (FLOATING) DTD 01/10/2011 0.270% 01/10/2013	3134G1U69	50,000,000.00	UBS AG		99.96	49,980,500.00	700.00	700.00	1.36	0.30
FFCB NOTES (FLOATING) DTD 01/14/2011 0.250% 01/14/2013	31331J7K3	50,000,000.00	UBS AG		99.93	49,966,350.00	(21,150.00)	(21,150.00)	1.37	0.30
FHLB GLOBAL NOTES DTD 12/10/2009 1.500% 01/16/2013	3133XW7L7	25,000,000.00	MORGANST		101.63	25,407,725.00	(6,525.00)	138,262.25	1.36	0.31
FHLMC NOTES (FLOATING) DTD 01/24/2011 0.250% 01/24/2013	3134G1X90	25,000,000.00	UBS AG		99.93	24,982,250.00	(100.00)	(2,344.25)	1.40	0.31
FNMA GLOBAL BENCHMRK NOTES (EX-CALLABLE) DTD 02/18/2003 4.750% 02/21/2013	31359MOV8	20,000,000.00	CSFB		106.47	21,294,660.00	(236,140.00)	186,336.80	1.44	0.34
FFCB BONDS DTD 01/15/2010 1.750% 02/21/2013	31331JBV4	25,000,000.00	GILFORD		101.95	25,488,450.00	453,200.00	471,084.75	1.46	0.42
FNMA GLOBAL BENCHMRK NOTES (EX-CALLABLE) DTD 02/18/2003 4.750% 02/21/2013	31359MOV8	25,000,000.00	OPPENHIE		106.47	26,618,325.00	(436,050.00)	224,833.25	1.44	0.34
FHLMC NOTES DTD 02/04/2011 0.750% 03/28/2013	3137EACS6	25,000,000.00	BARCLAYS		100.69	25,171,950.00	290,200.00	259,175.00	1.56	0.31



**Managed Account Fair Market Value & Analytics**

For the Month Ending **August 31, 2011**

**SAN BERNARDINO COUNTY - 76990800**

<b>Security Type/Description</b>	<b>CUSIP</b>	<b>Par</b>	<b>Broker</b>	<b>Next Call Date</b>	<b>Market Price</b>	<b>Market Value</b>	<b>Unreal G/L On Cost</b>	<b>Unreal G/L Amort Cost</b>	<b>Duration to Worst</b>	<b>YTM at Mkt</b>
<b>Federal Agency Bond / Note</b>										
FFCB BONDS DTD 04/15/2010 1.875% 04/15/2013	31331JKS1	25,000,000.00	JPMCHASE		102.47	25,618,325.00	500,225.00	553,422.00	1.59	0.34
FHLMC FLOATING NOTES DTD 06/17/2011 0.160% 06/17/2013	3134G2MJ8	50,000,000.00	BARCLAYS		99.90	49,949,750.00	345.00	(4,759.00)	1.79	0.22
FNMA GLOBAL NOTES DTD 05/21/2010 1.500% 06/26/2013	31398AT44	25,000,000.00	DEUTSCHE		102.12	25,529,525.00	221,775.00	295,270.00	1.79	0.33
FHLB NOTES DTD 11/08/2010 0.500% 06/26/2013	313371PM2	40,565,000.00	MORGANST		100.28	40,678,987.65	603,201.55	477,951.03	1.81	0.34
FHLMC GLOBAL REFERENCE NOTES DTD 07/18/2003 4.500% 07/15/2013	3134A4TZ7	25,000,000.00	BARCLAYS		107.80	26,949,175.00	(17,325.00)	147,446.50	1.81	0.32
FNMA GLOBAL NOTES (EX-CALLABLE) DTD 07/14/2003 4.375% 07/17/2013	31359MSL8	13,500,000.00	GILFORD		107.43	14,502,699.00	(104,571.00)	161,094.82	1.81	0.40
FNMA GLOBAL NOTES (EX-CALLABLE) DTD 07/14/2003 4.375% 07/17/2013	31359MSL8	19,950,000.00	BARCLAYS		107.43	21,431,766.30	(178,073.70)	225,865.12	1.81	0.40
FNMA NOTES DTD 06/17/2011 0.500% 08/09/2013	3135G0BR3	12,500,000.00	CSFB		100.25	12,531,225.00	54,100.00	52,442.50	1.93	0.37
FNMA NOTES DTD 06/17/2011 0.500% 08/09/2013	3135G0BR3	12,500,000.00	CSFB		100.25	12,531,225.00	52,100.00	50,587.75	1.93	0.37
FNMA NOTES DTD 07/09/2010 1.250% 08/20/2013	31398AX31	50,000,000.00	JPMCHASE		101.66	50,827,550.00	503,550.00	576,552.50	1.95	0.41
FNMA NOTES (CALLABLE) DTD 08/27/2010 1.000% 08/27/2013	3136FPCR6	10,390,000.00	LOOP CAP	08/27/12	100.61	10,453,576.41	67,732.41	66,345.66	0.98	0.69
FNMA NOTES (CALLABLE) DTD 08/27/2010 1.000% 08/27/2013	3136FPCR6	39,610,000.00	RBC CAP	08/27/12	100.61	39,852,373.59	254,256.59	250,291.63	0.98	0.69
<b>FHLMC NOTES (FLOATING)</b> <b>DTD 09/01/2011 0.320% 09/03/2013</b>	<b>3134G2B50</b>	<b>25,000,000.00</b>	<b>UBS PW</b>		<b>99.95</b>	<b>24,987,250.00</b>	<b>0.00</b>	<b>0.00</b>	<b>2.00</b>	<b>0.35</b>
FHLB NOTES TAP ISSUE DTD 08/09/2010 1.000% 09/13/2013	313370LB2	25,000,000.00	USBPJ		101.26	25,315,350.00	120,100.00	176,946.50	2.01	0.38
FHLB NOTES TAP ISSUE DTD 08/09/2010 1.000% 09/13/2013	313370LB2	25,000,000.00	CSFB		101.26	25,315,350.00	53,600.00	128,822.25	2.01	0.38



**Managed Account Fair Market Value & Analytics**

For the Month Ending **August 31, 2011**

**SAN BERNARDINO COUNTY - 76990800**

<b>Security Type/Description</b>	<b>CUSIP</b>	<b>Par</b>	<b>Broker</b>	<b>Next Call Date</b>	<b>Market Price</b>	<b>Market Value</b>	<b>Unreal G/L On Cost</b>	<b>Unreal G/L Amort Cost</b>	<b>Duration to Worst</b>	<b>YTM at Mkt</b>
<b>Federal Agency Bond / Note</b>										
FHLB NOTES TAP ISSUE DTD 08/09/2010 1.000% 09/13/2013	313370LB2	25,000,000.00	RBC CAP		101.26	25,315,350.00	53,575.00	128,804.50	2.01	0.38
FHLB NOTES TAP ISSUE DTD 08/09/2010 1.000% 09/13/2013	313370LB2	25,000,000.00	BARCLAYS		101.26	25,315,350.00	53,569.75	128,800.75	2.01	0.38
FHLB NOTES TAP ISSUE DTD 08/09/2010 1.000% 09/13/2013	313370LB2	25,000,000.00	CSFB		101.26	25,315,350.00	155,875.00	200,627.50	2.01	0.38
FNMA NOTES (EX-CALLABLE) DTD 09/17/2010 1.125% 09/17/2013	31398A3L4	1,980,000.00	CITIGRP		101.33	2,006,371.62	26,470.62	26,439.18	2.01	0.47
FNMA NOTES (EX-CALLABLE) DTD 09/17/2010 1.125% 09/17/2013	31398A3L4	12,500,000.00	JPMCHASE		101.33	12,666,487.50	166,737.50	166,655.87	2.01	0.47
FNMA NOTES (EX-CALLABLE) DTD 09/17/2010 1.125% 09/17/2013	31398A3L4	12,500,000.00	JPMCHASE		101.33	12,666,487.50	166,737.50	166,655.87	2.01	0.47
FHLMC GLOBAL REFERENCE NOTES DTD 08/20/2008 4.125% 09/27/2013	3137EABS7	25,000,000.00	UBS AG		107.73	26,932,475.00	(285,025.00)	296,938.25	1.97	0.38
FHLMC GLOBAL REFERENCE NOTES DTD 08/20/2008 4.125% 09/27/2013	3137EABS7	25,000,000.00	UBS AG		107.73	26,932,475.00	(253,025.00)	310,913.00	1.97	0.38
FNMA NOTES DTD 08/02/2010 1.125% 09/30/2013	31398A2M3	25,000,000.00	BARCLAYS		101.51	25,376,875.00	335,625.00	348,657.25	2.05	0.40
FNMA NOTES (EX-CALLABLE) DTD 10/08/2010 1.125% 10/08/2013	31398A4H2	25,000,000.00	DEUTSCHE		101.51	25,378,550.00	378,550.00	378,550.00	2.07	0.40
FNMA NOTES (CALLABLE) DTD 10/18/2010 1.000% 10/18/2013	31398A4Q2	5,000,000.00	GILFORD	10/18/11	100.09	5,004,525.00	4,525.00	4,525.00	0.13	0.96
FNMA NOTES (CALLABLE) DTD 10/18/2010 1.000% 10/18/2013	31398A4Q2	5,000,000.00	LOOP CAP	10/18/11	100.09	5,004,525.00	4,525.00	4,525.00	0.13	0.96
FNMA NOTES (CALLABLE) DTD 10/18/2010 1.000% 10/18/2013	31398A4Q2	5,000,000.00	OPPENHIE	10/18/11	100.09	5,004,525.00	4,525.00	4,525.00	0.13	0.96
FNMA NOTES (CALLABLE) DTD 10/18/2010 1.000% 10/18/2013	31398A4Q2	5,000,000.00	USBPJ	10/18/11	100.09	5,004,525.00	4,525.00	4,525.00	0.13	0.96
FNMA STEP-RATE NOTES (CALLABLE) DTD 10/18/2010 0.625% 10/18/2013	3136FPNT0	25,000,000.00	CSFB	10/18/11	100.02	25,005,850.00	13,350.00	(79,093.25)	0.13	1.20





**Managed Account Fair Market Value & Analytics**

For the Month Ending **August 31, 2011**

**SAN BERNARDINO COUNTY - 76990800**

<b>Security Type/Description</b>	<b>CUSIP</b>	<b>Par</b>	<b>Broker</b>	<b>Next Call Date</b>	<b>Market Price</b>	<b>Market Value</b>	<b>Unreal G/L On Cost</b>	<b>Unreal G/L Amort Cost</b>	<b>Duration to Worst</b>	<b>YTM at Mkt</b>
<b>Federal Agency Bond / Note</b>										
FHLMC NOTES DTD 08/20/2010 0.875% 10/28/2013	3137EACL1	25,000,000.00	CSFB		100.99	25,246,700.00	343,024.25	312,991.25	2.13	0.42
FNMA NOTES (CALLABLE) DTD 11/15/2010 0.900% 11/15/2013	31398A5S7	50,000,000.00	JPMCHASE	11/15/11	100.14	50,068,450.00	43,450.00	63,300.00	0.21	0.84
FNMA NOTES (CALLABLE) DTD 11/29/2010 1.000% 11/29/2013	31398A6L1	25,000,000.00	CSFB	11/29/11	100.15	25,037,425.00	79,925.00	69,343.00	0.25	0.93
FHLB NOTES DTD 11/09/2010 0.500% 12/13/2013	313371PU4	845,000.00	RBC CAP		100.18	846,504.95	19,334.45	15,156.69	2.27	0.42
FHLB NOTES DTD 11/09/2010 0.500% 12/13/2013	313371PU4	18,610,000.00	RBC CAP		100.18	18,643,144.41	425,815.41	333,805.90	2.27	0.42
FNMA NOTES DTD 11/01/2010 0.750% 12/18/2013	31398A5W8	5,545,000.00	RBC CAP		100.64	5,580,432.55	100,586.30	90,255.52	2.27	0.47
FNMA NOTES DTD 11/01/2010 0.750% 12/18/2013	31398A5W8	25,000,000.00	CITIGRP		100.64	25,159,750.00	341,750.00	295,754.50	2.27	0.47
FNMA GLOBAL NOTES (CALLABLE) DTD 01/27/2011 1.375% 01/27/2014	3135G0AH6	25,000,000.00	JPMCHASE	01/27/12	100.37	25,093,650.00	101,150.00	99,687.75	0.41	1.22
FNMA GLOBAL NOTES (CALLABLE) DTD 01/27/2011 1.375% 01/27/2014	3135G0AH6	26,225,000.00	BARCLAYS	01/27/12	100.37	26,323,238.85	106,630.85	104,994.67	0.41	1.22
FHLMC NOTES DTD 01/06/2011 1.375% 02/25/2014	3137EACR8	25,000,000.00	MORGANST		102.26	25,565,725.00	612,975.00	604,009.25	2.44	0.46
FHLMC NOTES DTD 06/02/2011 1.000% 07/30/2014	3137EACU1	25,000,000.00	BARCLAYS		101.39	25,348,050.00	327,550.00	328,877.75	2.87	0.52
FHLMC NOTES (CALLABLE) DTD 08/08/2011 1.100% 08/08/2014	3134G2TK8	25,000,000.00	CANTFITZ	08/08/12	100.43	25,107,050.00	113,300.00	113,168.75	0.93	0.95
FHLMC NOTES (CALLABLE) DTD 08/08/2011 1.100% 08/08/2014	3134G2TK8	25,000,000.00	DEUTSCHE	08/08/12	100.43	25,107,050.00	113,300.00	113,168.75	0.93	0.95
<b>Security Type Sub-Total</b>		<b>1,885,409,000.00</b>				<b>1,908,906,039.75</b>	<b>8,421,580.78</b>	<b>12,430,289.08</b>	<b>1.33</b>	<b>0.42</b>

**Commercial Paper**



**Managed Account Fair Market Value & Analytics**

For the Month Ending **August 31, 2011**

**SAN BERNARDINO COUNTY - 76990800**

<b>Security Type/Description</b>	<b>CUSIP</b>	<b>Par</b>	<b>Broker</b>	<b>Next Call Date</b>	<b>Market Price</b>	<b>Market Value</b>	<b>Unreal G/L On Cost</b>	<b>Unreal G/L Amort Cost</b>	<b>Duration to Worst</b>	<b>YTM at Mkt</b>
<b>Commercial Paper</b>										
US BANK NA COMM PAPER -- 0.000% 09/01/2011	9033E1W18	5,000,000.00	US BANK		100.00	4,999,980.00	(13.06)	(20.00)	0.00	0.14
BNP PARIBAS FINANCE INC COMM PAPER -- 0.000% 09/01/2011	0556N1W17	25,000,000.00	BNP DIR		100.00	24,999,900.00	13,636.11	(100.00)	0.00	0.14
BARCLAYS US FUNDING LLC COMM PAPER -- 0.000% 09/01/2011	06737JW19	30,000,000.00	BARCLAYS		100.00	29,999,880.00	(36.67)	(120.00)	0.00	0.14
BANK OF NOVA SCOTIA NY COMM PAPER -- 0.000% 09/01/2011	06416KW14	30,000,000.00	BNS		100.00	29,999,940.00	(18.33)	(60.00)	0.00	0.07
GENERAL ELECTRIC CO COMM PAPER -- 0.000% 09/01/2011	36960MW17	50,000,000.00	GE CO		100.00	49,999,900.00	8,302.78	(100.00)	0.00	0.07
BARCLAYS US FUNDING LLC COMM PAPER -- 0.000% 09/01/2011	06737JW19	50,000,000.00	BARCLAYS		100.00	49,999,800.00	(61.11)	(200.00)	0.00	0.14
BARCLAYS US FUNDING LLC COMM PAPER -- 0.000% 09/01/2011	06737JW19	50,000,000.00	BARCLAYS		100.00	49,999,800.00	(61.11)	(200.00)	0.00	0.14
BARCLAYS US FUNDING LLC COMM PAPER -- 0.000% 09/01/2011	06737JW19	50,000,000.00	BARCLAYS		100.00	49,999,800.00	(61.11)	(200.00)	0.00	0.14
BANK OF NOVA SCOTIA NY COMM PAPER -- 0.000% 09/01/2011	06416KW14	50,000,000.00	BNS		100.00	49,999,900.00	(30.56)	(100.00)	0.00	0.07
BANK OF NOVA SCOTIA NY COMM PAPER -- 0.000% 09/01/2011	06416KW14	50,000,000.00	BNS		100.00	49,999,900.00	(30.56)	(100.00)	0.00	0.07
US BANK NA COMM PAPER -- 0.000% 09/01/2011	9033E1W18	50,000,000.00	US BANK		100.00	49,999,800.00	(130.56)	(200.00)	0.00	0.14
US BANK NA COMM PAPER -- 0.000% 09/01/2011	9033E1W18	50,000,000.00	US BANK		100.00	49,999,800.00	(130.56)	(200.00)	0.00	0.14
GENERAL ELECTRIC CO COMM PAPER -- 0.000% 09/02/2011	36960MW25	35,000,000.00	GE CO		100.00	34,999,860.00	2,105.83	(32.90)	0.01	0.07
US BANK NA COMM PAPER -- 0.000% 09/07/2011	9033E1W75	25,000,000.00	US BANK		100.00	24,999,375.00	(347.22)	(416.75)	0.02	0.13
GENERAL ELEC CAP CORP COMM PAPER -- 0.000% 09/12/2011	36959JWC3	20,000,000.00	GECC		100.00	19,999,540.00	1,273.33	273.40	0.03	0.07



**Managed Account Fair Market Value & Analytics**

For the Month Ending **August 31, 2011**

**SAN BERNARDINO COUNTY - 76990800**

<b>Security Type/Description</b>	<b>CUSIP</b>	<b>Par</b>	<b>Broker</b>	<b>Next Call Date</b>	<b>Market Price</b>	<b>Market Value</b>	<b>Unreal G/L On Cost</b>	<b>Unreal G/L Amort Cost</b>	<b>Duration to Worst</b>	<b>YTM at Mkt</b>
<b>Commercial Paper</b>										
GENERAL ELECTRIC CO COMM PAPER -- 0.000% 09/13/2011	36960MWD1	25,000,000.00	GE CO		100.00	24,999,375.00	1,208.33	375.00	0.04	0.07
GENERAL ELEC CAP CORP COMM PAPER -- 0.000% 09/15/2011	36959JWF6	25,000,000.00	GECC		100.00	24,999,275.00	4,441.67	441.75	0.04	0.07
US BANK NA COMM PAPER -- 0.000% 09/19/2011	9033E1WK6	25,000,000.00	US BANK		99.99	24,998,050.00	(637.50)	(825.00)	0.05	0.15
GENERAL ELECTRIC CO COMM PAPER -- 0.000% 09/23/2011	36960MWP4	25,000,000.00	GE CO		99.99	24,998,525.00	816.67	205.50	0.06	0.09
NORDEA NORTH AMERICA INC COMM PAPER -- 0.000% 10/24/2011	6555P1XO5	50,000,000.00	GOLDMAN		99.96	49,982,150.00	(1,808.33)	(2,391.50)	0.15	0.24
NORDEA NORTH AMERICA INC COMM PAPER -- 0.000% 11/01/2011	6555P1Y19	25,000,000.00	JPMCHASE		99.96	24,989,100.00	(1,455.56)	(2,427.75)	0.17	0.25
NORDEA NORTH AMERICA INC COMM PAPER -- 0.000% 11/02/2011	6555P1Y27	25,000,000.00	BK AMER		99.96	24,988,900.00	1,052.78	(336.00)	0.17	0.25
BANK OF NOVA SCOTIA NY COMM PAPER -- 0.000% 11/07/2011	06416KY79	25,000,000.00	DIRECT		99.97	24,993,100.00	7,315.28	3,801.50	0.19	0.15
BANK OF NOVA SCOTIA NY COMM PAPER -- 0.000% 11/09/2011	06416KY95	25,000,000.00	DIRECT		99.97	24,992,525.00	8,150.00	4,504.25	0.19	0.15
NORDEA NORTH AMERICA INC COMM PAPER -- 0.000% 11/16/2011	6555P1YG6	50,000,000.00	JPMCHASE		99.94	49,970,800.00	3,925.00	(1,228.00)	0.21	0.27
US BANK NA COMM PAPER -- 0.000% 11/23/2011	9033E1YP3	25,000,000.00	US BANK		99.93	24,983,550.00	(3,533.34)	(4,922.25)	0.23	0.28
NORDEA NORTH AMERICA INC COMM PAPER -- 0.000% 11/23/2011	6555P1YP6	25,000,000.00	BK AMER		99.93	24,983,550.00	612.50	(887.50)	0.23	0.28
<b>Security Type Sub-Total</b>		<b>920,000,000.00</b>				<b>919,876,075.00</b>	<b>44,484.70</b>	<b>(5,466.25)</b>	<b>0.06</b>	<b>0.15</b>



**Managed Account Fair Market Value & Analytics**

For the Month Ending **August 31, 2011**

**SAN BERNARDINO COUNTY - 76990800**

<b>Security Type/Description</b>	<b>CUSIP</b>	<b>Par</b>	<b>Broker</b>	<b>Next Call Date</b>	<b>Market Price</b>	<b>Market Value</b>	<b>Unreal G/L On Cost</b>	<b>Unreal G/L Amort Cost</b>	<b>Duration to Worst</b>	<b>YTM at Mkt</b>
<b>Certificate of Deposit</b>										
BNP PARIBAS SF CERT DEPOS DTD 06/01/2011 0.220% 09/01/2011	05572NDS2	50,000,000.00	BNP DIR		100.00	50,000,110.00	110.00	110.00	0.00	0.14
ROYAL BANK OF CANADA NY CERT DEPOS DTD 04/07/2011 0.240% 09/06/2011	78009J4X0	25,000,000.00	RBC CAP		100.00	25,000,340.00	340.00	340.00	0.02	0.16
SVENSKA HANDELSBANKEN NY CERT DEPOS DTD 06/08/2011 0.185% 09/06/2011	86959BUX1	35,000,000.00	JPMCHASE		100.00	35,000,157.50	(279.80)	133.35	0.02	0.16
BANK OF MONTREAL CHICAGO CERT DEPOS DTD 08/31/2011 0.070% 09/07/2011	06366WHF4	17,000,000.00	UBS AG		100.00	16,999,697.74	(302.26)	(302.26)	0.02	0.16
SVENSKA HANDELSBANKEN NY CERT DEPOS DTD 06/09/2011 0.185% 09/08/2011	86959BUY9	50,000,000.00	RBC CAP		100.00	50,000,225.00	(661.50)	128.00	0.02	0.16
CBA AUSTRALIA CERT DEPOS DTD 03/10/2011 0.290% 09/09/2011	20271EGQ6	25,000,000.00	ICAP		100.00	25,000,760.00	760.00	760.00	0.02	0.17
RABOBANK NEDERLAND NV NY CERT DEPOS DTD 08/18/2011 0.160% 09/21/2011	74977MYF6	50,000,000.00	BK AMER		100.00	49,998,558.50	(1,441.50)	(1,441.50)	0.06	0.21
RABOBANK NEDERLAND NV NY CERT DEPOS DTD 03/25/2011 0.340% 09/28/2011	74977MUR4	50,000,000.00	JPMCHASE		100.01	50,004,130.00	(15,676.18)	(2,236.50)	0.08	0.23
ROYAL BANK OF CANADA NY CERT DEPOS DTD 03/30/2011 0.240% 09/30/2011	78009J4G7	25,000,000.00	RBC CAP		100.00	24,999,992.50	(7.50)	(7.50)	0.08	0.24
WESTPAC BANKING CORP NY CERT DEPOS DTD 07/05/2011 0.160% 10/03/2011	96121TFS2	50,000,000.00	ICAP		99.99	49,996,096.50	(3,903.50)	(3,903.50)	0.09	0.25
TORONTO DOMINION BANK NY CERT DEPOS DTD 07/01/2011 0.150% 10/03/2011	89112YT29	50,000,000.00	TOR DOM		99.99	49,995,638.00	(4,362.00)	(4,362.00)	0.09	0.25
BANK OF MONTREAL CHICAGO CERT DEPOS DTD 07/06/2011 0.170% 10/07/2011	06366U7E2	35,000,000.00	BK AMER		99.99	34,997,055.80	(2,944.06)	(2,944.20)	0.10	0.25
CBA AUSTRALIA CERT DEPOS DTD 04/07/2011 0.270% 10/07/2011	20271EGS2	50,000,000.00	ICAP		100.00	50,000,920.00	920.00	920.00	0.10	0.25
ROYAL BANK OF CANADA NY CERT DEPOS DTD 04/11/2011 0.250% 10/11/2011	78009J5B7	25,000,000.00	RBC CAP		100.00	24,999,751.25	(248.75)	(248.75)	0.11	0.26



**Managed Account Fair Market Value & Analytics**

For the Month Ending **August 31, 2011**

**SAN BERNARDINO COUNTY - 76990800**

<b>Security Type/Description</b>	<b>CUSIP</b>	<b>Par</b>	<b>Broker</b>	<b>Next Call Date</b>	<b>Market Price</b>	<b>Market Value</b>	<b>Unreal G/L On Cost</b>	<b>Unreal G/L Amort Cost</b>	<b>Duration to Worst</b>	<b>YTM at Mkt</b>
<b>Certificate of Deposit</b>										
SVENSKA HANDELSBANKEN NY CERT DEPOS DTD 07/15/2011 0.200% 10/13/2011	86959BWT8	25,000,000.00	UBS AG		99.99	24,998,152.25	(1,847.75)	(1,847.75)	0.12	0.26
RABOBANK NEDERLAND NV NY CERT DEPOS DTD 05/19/2011 0.210% 10/17/2011	74977MWJ0	25,000,000.00	RABOBANK		99.99	24,998,085.50	(1,914.50)	(1,914.50)	0.13	0.27
RABOBANK NEDERLAND NV NY CERT DEPOS DTD 05/03/2011 0.260% 10/31/2011	74977MVP7	25,000,000.00	RABOBANK		99.99	24,998,642.25	(1,357.75)	(1,357.75)	0.17	0.29
RABOBANK NEDERLAND NV NY CERT DEPOS DTD 05/12/2011 0.250% 11/01/2011	74977MWD3	25,000,000.00	RABOBANK		99.99	24,998,122.25	(1,877.75)	(1,877.75)	0.17	0.29
SVENSKA HANDELSBANKEN NY CERT DEPOS DTD 08/26/2011 0.305% 11/23/2011	86959BYM1	15,000,000.00	JPMCHASE		99.99	14,999,179.50	(997.10)	(993.00)	0.23	0.33
TORONTO DOMINION BANK NY CERT DEPOS DTD 05/24/2011 0.210% 11/23/2011	89112YF99	25,000,000.00	TOR DOM		99.97	24,993,084.75	(6,915.25)	(6,915.25)	0.23	0.33
SVENSKA HANDELSBANKEN NY CERT DEPOS DTD 08/25/2011 0.305% 11/23/2011	86959BYG4	50,000,000.00	BARCLAYS		99.99	49,997,264.50	(3,360.00)	(3,311.50)	0.23	0.33
TORONTO DOMINION BANK NY CERT DEPOS DTD 06/01/2011 0.220% 12/01/2011	89112YJ53	50,000,000.00	TOR DOM		99.97	49,984,509.00	(15,491.00)	(15,491.00)	0.25	0.34
ROYAL BANK OF CANADA NY CERT DEPOS DTD 06/16/2011 0.250% 12/20/2011	78009J6B6	25,000,000.00	RBC CAP		99.96	24,990,722.75	(9,277.25)	(9,277.25)	0.30	0.37
CBA AUSTRALIA CERT DEPOS DTD 06/30/2011 0.250% 12/28/2011	20271EGU7	25,000,000.00	ICAP		99.96	24,989,044.75	(10,955.25)	(10,955.25)	0.32	0.38
CBA AUSTRALIA CERT DEPOS DTD 06/30/2011 0.250% 12/28/2011	20271EGU7	25,000,000.00	ICAP		99.96	24,989,044.75	(10,955.25)	(10,955.25)	0.32	0.38
CBA AUSTRALIA CERT DEPOS DTD 07/08/2011 0.250% 01/06/2012	20271EGV5	25,000,000.00	ICAP		99.95	24,986,993.50	(13,006.50)	(13,006.50)	0.35	0.40
ROYAL BANK OF CANADA NY CERT DEPOS DTD 07/11/2011 0.260% 01/11/2012	78009J6U4	25,000,000.00	RBC CAP		99.95	24,986,701.25	(13,298.75)	(13,298.75)	0.36	0.40
CBA AUSTRALIA CERT DEPOS DTD 07/15/2011 0.250% 01/11/2012	20271EGX1	25,000,000.00	ICAP		99.94	24,985,780.50	(14,219.50)	(14,219.50)	0.36	0.40



**Managed Account Fair Market Value & Analytics**

For the Month Ending **August 31, 2011**

**SAN BERNARDINO COUNTY - 76990800**

<b>Security Type/Description</b> <b>Dated Date/Coupon/Maturity</b>	<b>CUSIP</b>	<b>Par</b>	<b>Broker</b>	<b>Next Call Date</b>	<b>Market Price</b>	<b>Market Value</b>	<b>Unreal G/L On Cost</b>	<b>Unreal G/L Amort Cost</b>	<b>Duration to Worst</b>	<b>YTM at Mkt</b>
<b>Certificate of Deposit</b>										
BANK OF MONTREAL CHICAGO CERT DEPOS DTD 08/18/2011 0.320% 02/17/2012	06366WFH2	25,000,000.00	MIZUHO		99.93	24,983,405.25	(16,594.75)	(16,594.75)	0.46	0.46
ROYAL BANK OF CANADA NY CERT DEPOS DTD 08/25/2011 0.350% 02/24/2012	78009J7K5	50,000,000.00	RBC CAP		99.94	49,970,178.50	(29,821.50)	(29,821.50)	0.48	0.47
<b>Security Type Sub-Total</b>		<b>1,002,000,000.00</b>				<b>1,001,842,344.04</b>	<b>(179,586.90)</b>	<b>(164,892.11)</b>	<b>0.17</b>	<b>0.28</b>
<b>Managed Account Sub-Total</b>		<b>4,205,409,000.00</b>				<b>4,232,516,641.43</b>	<b>10,042,868.97</b>	<b>14,925,675.32</b>	<b>0.75</b>	<b>0.30</b>
<b>Securities Sub-Total</b>		<b>\$4,205,409,000.00</b>				<b>\$4,232,516,641.43</b>	<b>\$10,042,868.97</b>	<b>\$14,925,675.32</b>	<b>0.75</b>	<b>0.30%</b>
<b>Accrued Interest</b>						<b>\$6,402,709.36</b>				
<b>Total Investments</b>						<b>\$4,238,919,350.79</b>				

Bolded items are forward settling trades.



**Managed Account Security Transactions & Interest**

For the Month Ending **August 31, 2011**

**SAN BERNARDINO COUNTY - 76990800**

Transaction Type		Security Description	CUSIP	Par	Principal Proceeds	Accrued Interest	Total	Realized G/L Cost	Realized G/L Amort Cost	Sale Method
Trade	Settle									
<b>BUY</b>										
07/18/11	08/08/11	FHLMC NOTES (CALLABLE) DTD 08/08/2011 1.100% 08/08/2014	3134G2TK8	25,000,000.00	(24,993,750.00)	0.00	(24,993,750.00)			
07/18/11	08/08/11	FHLMC NOTES (CALLABLE) DTD 08/08/2011 1.100% 08/08/2014	3134G2TK8	25,000,000.00	(24,993,750.00)	0.00	(24,993,750.00)			
07/29/11	08/01/11	FNMA NOTES (FLOATING) DTD 12/03/2010 0.290% 12/03/2012	31398A6V9	25,000,000.00	(25,003,400.00)	(11,437.50)	(25,014,837.50)			
08/01/11	08/01/11	BARCLAYS US FUNDING LLC COMM PAPER -- 0.000% 08/02/2011	06737JV28	50,000,000.00	(49,999,777.78)	0.00	(49,999,777.78)			
08/01/11	08/01/11	BARCLAYS US FUNDING LLC COMM PAPER -- 0.000% 08/02/2011	06737JV28	50,000,000.00	(49,999,777.78)	0.00	(49,999,777.78)			
08/01/11	08/01/11	SOCIETE GENERALE NA COMM PAPER -- 0.000% 08/02/2011	83365SV26	50,000,000.00	(49,999,666.67)	0.00	(49,999,666.67)			
08/01/11	08/01/11	SOCIETE GENERALE NA COMM PAPER -- 0.000% 08/02/2011	83365SV26	50,000,000.00	(49,999,666.67)	0.00	(49,999,666.67)			
08/01/11	08/01/11	SOCIETE GENERALE NA COMM PAPER -- 0.000% 08/02/2011	83365SV26	50,000,000.00	(49,999,666.67)	0.00	(49,999,666.67)			
08/01/11	08/01/11	CREDIT AGRICOLE NA COMM PAPER -- 0.000% 08/02/2011	22532CV27	50,000,000.00	(49,999,722.22)	0.00	(49,999,722.22)			
08/01/11	08/01/11	CREDIT AGRICOLE NA COMM PAPER -- 0.000% 08/02/2011	22532CV27	50,000,000.00	(49,999,722.22)	0.00	(49,999,722.22)			
08/01/11	08/01/11	CREDIT AGRICOLE NA COMM PAPER -- 0.000% 08/02/2011	22532CV27	50,000,000.00	(49,999,722.22)	0.00	(49,999,722.22)			
08/02/11	08/02/11	SOCIETE GENERALE NA COMM PAPER -- 0.000% 08/03/2011	83365SV34	50,000,000.00	(49,999,694.44)	0.00	(49,999,694.44)			
08/02/11	08/02/11	SOCIETE GENERALE NA COMM PAPER -- 0.000% 08/03/2011	83365SV34	50,000,000.00	(49,999,694.44)	0.00	(49,999,694.44)			
08/02/11	08/02/11	CREDIT AGRICOLE NA COMM PAPER -- 0.000% 08/03/2011	22532CV35	50,000,000.00	(49,999,722.22)	0.00	(49,999,722.22)			



**Managed Account Security Transactions & Interest**

For the Month Ending **August 31, 2011**

**SAN BERNARDINO COUNTY - 76990800**

Transaction Type	Trade	Settle	Security Description	CUSIP	Par	Principal Proceeds	Accrued Interest	Total	Realized G/L Cost	Realized G/L Amort Cost	Sale Method
<b>BUY</b>											
	08/02/11	08/02/11	CREDIT AGRICOLE NA COMM PAPER -- 0.000% 08/03/2011	22532CV35	50,000,000.00	(49,999,722.22)	0.00	(49,999,722.22)			
	08/02/11	08/02/11	CREDIT AGRICOLE NA COMM PAPER -- 0.000% 08/03/2011	22532CV35	50,000,000.00	(49,999,722.22)	0.00	(49,999,722.22)			
	08/02/11	08/02/11	BARCLAYS US FUNDING LLC COMM PAPER -- 0.000% 08/03/2011	06737JV36	25,000,000.00	(24,999,881.94)	0.00	(24,999,881.94)			
	08/02/11	08/02/11	BARCLAYS US FUNDING LLC COMM PAPER -- 0.000% 08/03/2011	06737JV36	50,000,000.00	(49,999,763.89)	0.00	(49,999,763.89)			
	08/02/11	08/02/11	SOCIETE GENERALE NA COMM PAPER -- 0.000% 08/03/2011	83365SV34	50,000,000.00	(49,999,694.44)	0.00	(49,999,694.44)			
	08/02/11	08/02/11	BARCLAYS US FUNDING LLC COMM PAPER -- 0.000% 08/03/2011	06737JV36	50,000,000.00	(49,999,763.89)	0.00	(49,999,763.89)			
	08/03/11	08/03/11	BANK OF MONTREAL CHICAGO CERT DEPOS DTD 08/03/2011 0.130% 08/10/2011	06366WCU6	50,000,000.00	(50,000,000.00)	0.00	(50,000,000.00)			
	08/03/11	08/03/11	SOCIETE GENERALE NA COMM PAPER -- 0.000% 08/04/2011	83365SV42	50,000,000.00	(49,999,805.56)	0.00	(49,999,805.56)			
	08/03/11	08/03/11	SOCIETE GENERALE NA COMM PAPER -- 0.000% 08/04/2011	83365SV42	50,000,000.00	(49,999,805.56)	0.00	(49,999,805.56)			
	08/03/11	08/03/11	SOCIETE GENERALE NA COMM PAPER -- 0.000% 08/04/2011	83365SV42	50,000,000.00	(49,999,805.56)	0.00	(49,999,805.56)			
	08/03/11	08/03/11	CREDIT AGRICOLE NA COMM PAPER -- 0.000% 08/04/2011	22532CV43	50,000,000.00	(49,999,791.67)	0.00	(49,999,791.67)			
	08/03/11	08/03/11	CREDIT AGRICOLE NA COMM PAPER -- 0.000% 08/04/2011	22532CV43	50,000,000.00	(49,999,791.67)	0.00	(49,999,791.67)			
	08/03/11	08/03/11	CREDIT AGRICOLE NA COMM PAPER -- 0.000% 08/04/2011	22532CV43	50,000,000.00	(49,999,791.67)	0.00	(49,999,791.67)			





**Managed Account Security Transactions & Interest**

For the Month Ending **August 31, 2011**

**SAN BERNARDINO COUNTY - 76990800**

Transaction Type	Trade	Settle	Security Description	CUSIP	Par	Principal Proceeds	Accrued Interest	Total	Realized G/L Cost	Realized G/L Amort Cost	Sale Method
<b>BUY</b>											
	08/03/11	08/03/11	BARCLAYS US FUNDING LLC COMM PAPER -- 0.000% 08/04/2011	06737JV44	50,000,000.00	(49,999,861.11)	0.00	(49,999,861.11)			
	08/03/11	08/03/11	BARCLAYS US FUNDING LLC COMM PAPER -- 0.000% 08/04/2011	06737JV44	50,000,000.00	(49,999,861.11)	0.00	(49,999,861.11)			
	08/03/11	08/03/11	BARCLAYS US FUNDING LLC COMM PAPER -- 0.000% 08/04/2011	06737JV44	45,000,000.00	(44,999,875.00)	0.00	(44,999,875.00)			
	08/03/11	08/04/11	FNMA NOTES DTD 08/30/2010 0.625% 09/24/2012	31398A3N0	25,000,000.00	(25,090,900.00)	(56,423.61)	(25,147,323.61)			
	08/04/11	08/04/11	CREDIT AGRICOLE NA COMM PAPER -- 0.000% 08/05/2011	22532CV50	50,000,000.00	(49,999,819.44)	0.00	(49,999,819.44)			
	08/04/11	08/04/11	CREDIT AGRICOLE NA COMM PAPER -- 0.000% 08/05/2011	22532CV50	25,000,000.00	(24,999,909.72)	0.00	(24,999,909.72)			
	08/04/11	08/04/11	CREDIT AGRICOLE NA COMM PAPER -- 0.000% 08/05/2011	22532CV50	50,000,000.00	(49,999,819.44)	0.00	(49,999,819.44)			
	08/04/11	08/04/11	BARCLAYS US FUNDING LLC COMM PAPER -- 0.000% 08/05/2011	06737JV51	50,000,000.00	(49,999,847.22)	0.00	(49,999,847.22)			
	08/04/11	08/04/11	BARCLAYS US FUNDING LLC COMM PAPER -- 0.000% 08/05/2011	06737JV51	50,000,000.00	(49,999,847.22)	0.00	(49,999,847.22)			
	08/04/11	08/04/11	BARCLAYS US FUNDING LLC COMM PAPER -- 0.000% 08/05/2011	06737JV51	25,000,000.00	(24,999,923.61)	0.00	(24,999,923.61)			
	08/04/11	08/04/11	BNP PARIBAS FINANCE INC COMM PAPER -- 0.000% 08/05/2011	0556N1V59	45,000,000.00	(44,999,862.50)	0.00	(44,999,862.50)			



**Managed Account Security Transactions & Interest**

For the Month Ending **August 31, 2011**

**SAN BERNARDINO COUNTY - 76990800**

Transaction Type	Trade	Settle	Security Description	CUSIP	Par	Principal Proceeds	Accrued Interest	Total	Realized G/L Cost	Realized G/L Amort Cost	Sale Method
<b>BUY</b>											
	08/04/11	08/04/11	SOCIETE GENERALE NA COMM PAPER -- 0.000% 08/05/2011	83365SV59	50,000,000.00	(49,999,847.22)	0.00	(49,999,847.22)			
	08/04/11	08/04/11	SOCIETE GENERALE NA COMM PAPER -- 0.000% 08/05/2011	83365SV59	50,000,000.00	(49,999,847.22)	0.00	(49,999,847.22)			
	08/04/11	08/04/11	SOCIETE GENERALE NA COMM PAPER -- 0.000% 08/05/2011	83365SV59	25,000,000.00	(24,999,923.61)	0.00	(24,999,923.61)			
	08/05/11	08/05/11	SOCIETE GENERALE NA COMM PAPER -- 0.000% 08/08/2011	83365SV83	50,000,000.00	(49,999,541.67)	0.00	(49,999,541.67)			
	08/05/11	08/05/11	SOCIETE GENERALE NA COMM PAPER -- 0.000% 08/08/2011	83365SV83	50,000,000.00	(49,999,541.67)	0.00	(49,999,541.67)			
	08/05/11	08/05/11	SOCIETE GENERALE NA COMM PAPER -- 0.000% 08/08/2011	83365SV83	50,000,000.00	(49,999,541.67)	0.00	(49,999,541.67)			
	08/05/11	08/05/11	BARCLAYS US FUNDING LLC COMM PAPER -- 0.000% 08/08/2011	06737JV85	42,000,000.00	(41,999,720.00)	0.00	(41,999,720.00)			
	08/05/11	08/05/11	BARCLAYS US FUNDING LLC COMM PAPER -- 0.000% 08/08/2011	06737JV85	50,000,000.00	(49,999,666.67)	0.00	(49,999,666.67)			
	08/05/11	08/05/11	CREDIT AGRICOLE NA COMM PAPER -- 0.000% 08/08/2011	22532CV84	50,000,000.00	(49,999,458.33)	0.00	(49,999,458.33)			
	08/05/11	08/05/11	CREDIT AGRICOLE NA COMM PAPER -- 0.000% 08/08/2011	22532CV84	50,000,000.00	(49,999,458.33)	0.00	(49,999,458.33)			
	08/05/11	08/05/11	CREDIT AGRICOLE NA COMM PAPER -- 0.000% 08/08/2011	22532CV84	50,000,000.00	(49,999,458.33)	0.00	(49,999,458.33)			
	08/08/11	08/08/11	SOCIETE GENERALE NA COMM PAPER -- 0.000% 08/09/2011	83365SV91	50,000,000.00	(49,999,833.33)	0.00	(49,999,833.33)			
	08/08/11	08/08/11	SOCIETE GENERALE NA COMM PAPER -- 0.000% 08/09/2011	83365SV91	25,000,000.00	(24,999,916.67)	0.00	(24,999,916.67)			
	08/08/11	08/08/11	SOCIETE GENERALE NA COMM PAPER -- 0.000% 08/09/2011	83365SV91	50,000,000.00	(49,999,833.33)	0.00	(49,999,833.33)			



**Managed Account Security Transactions & Interest**

For the Month Ending **August 31, 2011**

**SAN BERNARDINO COUNTY - 76990800**

Transaction Type	Trade	Settle	Security Description	CUSIP	Par	Principal Proceeds	Accrued Interest	Total	Realized G/L Cost	Realized G/L Amort Cost	Sale Method
<b>BUY</b>											
	08/08/11	08/08/11	CREDIT AGRICOLE NA COMM PAPER -- 0.000% 08/09/2011	22532CV92	50,000,000.00	(49,999,805.56)	0.00	(49,999,805.56)			
	08/08/11	08/08/11	CREDIT AGRICOLE NA COMM PAPER -- 0.000% 08/09/2011	22532CV92	50,000,000.00	(49,999,805.56)	0.00	(49,999,805.56)			
	08/08/11	08/08/11	CREDIT AGRICOLE NA COMM PAPER -- 0.000% 08/09/2011	22532CV92	25,000,000.00	(24,999,902.78)	0.00	(24,999,902.78)			
	08/08/11	08/08/11	BARCLAYS US FUNDING LLC COMM PAPER -- 0.000% 08/09/2011	06737JV93	50,000,000.00	(49,999,861.11)	0.00	(49,999,861.11)			
	08/08/11	08/08/11	BARCLAYS US FUNDING LLC COMM PAPER -- 0.000% 08/09/2011	06737JV93	38,000,000.00	(37,999,894.44)	0.00	(37,999,894.44)			
	08/09/11	08/09/11	SOCIETE GENERALE NA COMM PAPER -- 0.000% 08/10/2011	83365SVA8	50,000,000.00	(49,999,805.56)	0.00	(49,999,805.56)			
	08/09/11	08/09/11	SOCIETE GENERALE NA COMM PAPER -- 0.000% 08/10/2011	83365SVA8	25,000,000.00	(24,999,902.78)	0.00	(24,999,902.78)			
	08/09/11	08/09/11	SOCIETE GENERALE NA COMM PAPER -- 0.000% 08/10/2011	83365SVA8	50,000,000.00	(49,999,805.56)	0.00	(49,999,805.56)			
	08/09/11	08/09/11	BARCLAYS US FUNDING LLC COMM PAPER -- 0.000% 08/10/2011	06737JVA0	50,000,000.00	(49,999,861.11)	0.00	(49,999,861.11)			
	08/09/11	08/09/11	BARCLAYS US FUNDING LLC COMM PAPER -- 0.000% 08/10/2011	06737JVA0	25,000,000.00	(24,999,930.56)	0.00	(24,999,930.56)			
	08/09/11	08/09/11	CREDIT AGRICOLE NA COMM PAPER -- 0.000% 08/10/2011	22532CVA9	50,000,000.00	(49,999,805.56)	0.00	(49,999,805.56)			
	08/09/11	08/09/11	CREDIT AGRICOLE NA COMM PAPER -- 0.000% 08/10/2011	22532CVA9	50,000,000.00	(49,999,805.56)	0.00	(49,999,805.56)			
	08/09/11	08/09/11	CREDIT AGRICOLE NA COMM PAPER -- 0.000% 08/10/2011	22532CVA9	25,000,000.00	(24,999,902.78)	0.00	(24,999,902.78)			



**Managed Account Security Transactions & Interest**

For the Month Ending **August 31, 2011**

**SAN BERNARDINO COUNTY - 76990800**

Transaction Type	Trade	Settle	Security Description	CUSIP	Par	Principal Proceeds	Accrued Interest	Total	Realized G/L Cost	Realized G/L Amort Cost	Sale Method
<b>BUY</b>											
	08/10/11	08/10/11	SOCIETE GENERALE NA COMM PAPER -- 0.000% 08/11/2011	83365SVB6	15,000,000.00	(14,999,941.67)	0.00	(14,999,941.67)			
	08/10/11	08/10/11	SOCIETE GENERALE NA COMM PAPER -- 0.000% 08/11/2011	83365SVB6	50,000,000.00	(49,999,805.56)	0.00	(49,999,805.56)			
	08/10/11	08/10/11	SOCIETE GENERALE NA COMM PAPER -- 0.000% 08/11/2011	83365SVB6	50,000,000.00	(49,999,805.56)	0.00	(49,999,805.56)			
	08/10/11	08/10/11	BARCLAYS US FUNDING LLC COMM PAPER -- 0.000% 08/11/2011	06737JVB8	50,000,000.00	(49,999,861.11)	0.00	(49,999,861.11)			
	08/10/11	08/10/11	BARCLAYS US FUNDING LLC COMM PAPER -- 0.000% 08/11/2011	06737JVB8	30,000,000.00	(29,999,916.67)	0.00	(29,999,916.67)			
	08/10/11	08/10/11	BANK OF NOVA SCOTIA NY COMM PAPER -- 0.000% 11/07/2011	06416KY79	25,000,000.00	(24,985,784.72)	0.00	(24,985,784.72)			
	08/10/11	08/10/11	CREDIT AGRICOLE NA COMM PAPER -- 0.000% 08/11/2011	22532CVB7	50,000,000.00	(49,999,805.56)	0.00	(49,999,805.56)			
	08/10/11	08/10/11	CREDIT AGRICOLE NA COMM PAPER -- 0.000% 08/11/2011	22532CVB7	50,000,000.00	(49,999,805.56)	0.00	(49,999,805.56)			
	08/10/11	08/10/11	CREDIT AGRICOLE NA COMM PAPER -- 0.000% 08/11/2011	22532CVB7	15,000,000.00	(14,999,941.67)	0.00	(14,999,941.67)			
	08/11/11	08/11/11	BANK OF MONTREAL CHICAGO CERT DEPOS DTD 08/11/2011 0.090% 08/18/2011	06366WEH3	50,000,000.00	(50,000,000.00)	0.00	(50,000,000.00)			
	08/11/11	08/11/11	BARCLAYS US FUNDING LLC COMM PAPER -- 0.000% 08/12/2011	06737JVC6	50,000,000.00	(49,999,861.11)	0.00	(49,999,861.11)			
	08/11/11	08/11/11	BARCLAYS US FUNDING LLC COMM PAPER -- 0.000% 08/12/2011	06737JVC6	50,000,000.00	(49,999,861.11)	0.00	(49,999,861.11)			



**Managed Account Security Transactions & Interest**

For the Month Ending **August 31, 2011**

**SAN BERNARDINO COUNTY - 76990800**

Transaction Type	Trade	Settle	Security Description	CUSIP	Par	Principal Proceeds	Accrued Interest	Total	Realized G/L Cost	Realized G/L Amort Cost	Sale Method
<b>BUY</b>											
	08/11/11	08/11/11	BARCLAYS US FUNDING LLC COMM PAPER -- 0.000% 08/12/2011	06737JVC6	50,000,000.00	(49,999,861.11)	0.00	(49,999,861.11)			
	08/11/11	08/11/11	BANK OF NOVA SCOTIA NY COMM PAPER -- 0.000% 11/09/2011	06416KY95	25,000,000.00	(24,984,375.00)	0.00	(24,984,375.00)			
	08/11/11	08/11/11	BANK OF NOVA SCOTIA NY COMM PAPER -- 0.000% 08/12/2011	06416KVC1	50,000,000.00	(49,999,916.67)	0.00	(49,999,916.67)			
	08/11/11	08/11/11	BANK OF NOVA SCOTIA NY COMM PAPER -- 0.000% 08/12/2011	06416KVC1	50,000,000.00	(49,999,916.67)	0.00	(49,999,916.67)			
	08/12/11	08/12/11	BARCLAYS US FUNDING LLC COMM PAPER -- 0.000% 08/15/2011	06737JVF9	50,000,000.00	(49,999,583.33)	0.00	(49,999,583.33)			
	08/12/11	08/12/11	BANK OF NOVA SCOTIA NY COMM PAPER -- 0.000% 08/15/2011	06416KVF4	50,000,000.00	(49,999,750.00)	0.00	(49,999,750.00)			
	08/12/11	08/12/11	BARCLAYS US FUNDING LLC COMM PAPER -- 0.000% 08/15/2011	06737JVF9	15,000,000.00	(14,999,875.00)	0.00	(14,999,875.00)			
	08/12/11	08/12/11	BANK OF NOVA SCOTIA NY COMM PAPER -- 0.000% 08/15/2011	06416KVF4	50,000,000.00	(49,999,750.00)	0.00	(49,999,750.00)			
	08/12/11	08/12/11	BARCLAYS US FUNDING LLC COMM PAPER -- 0.000% 08/15/2011	06737JVF9	50,000,000.00	(49,999,583.33)	0.00	(49,999,583.33)			
	08/12/11	08/12/11	BARCLAYS US FUNDING LLC COMM PAPER -- 0.000% 08/15/2011	06737JVF9	50,000,000.00	(49,999,583.33)	0.00	(49,999,583.33)			



**Managed Account Security Transactions & Interest**

For the Month Ending **August 31, 2011**

**SAN BERNARDINO COUNTY - 76990800**

Transaction Type	Trade	Settle	Security Description	CUSIP	Par	Principal Proceeds	Accrued Interest	Total	Realized G/L Cost	Realized G/L Amort Cost	Sale Method
<b>BUY</b>											
	08/12/11	08/12/11	GENERAL ELECTRIC CO COMM PAPER -- 0.000% 09/02/2011	36960MW25	35,000,000.00	(34,997,754.17)	0.00	(34,997,754.17)			
	08/15/11	08/15/11	BARCLAYS US FUNDING LLC COMM PAPER -- 0.000% 08/16/2011	06737JVG7	10,000,000.00	(9,999,966.67)	0.00	(9,999,966.67)			
	08/15/11	08/15/11	BARCLAYS US FUNDING LLC COMM PAPER -- 0.000% 08/16/2011	06737JVG7	50,000,000.00	(49,999,833.33)	0.00	(49,999,833.33)			
	08/15/11	08/15/11	BARCLAYS US FUNDING LLC COMM PAPER -- 0.000% 08/16/2011	06737JVG7	50,000,000.00	(49,999,833.33)	0.00	(49,999,833.33)			
	08/15/11	08/15/11	BARCLAYS US FUNDING LLC COMM PAPER -- 0.000% 08/16/2011	06737JVG7	50,000,000.00	(49,999,833.33)	0.00	(49,999,833.33)			
	08/15/11	08/15/11	BANK OF NOVA SCOTIA NY COMM PAPER -- 0.000% 08/16/2011	06416KVG2	50,000,000.00	(49,999,902.78)	0.00	(49,999,902.78)			
	08/15/11	08/15/11	BANK OF NOVA SCOTIA NY COMM PAPER -- 0.000% 08/16/2011	06416KVG2	50,000,000.00	(49,999,902.78)	0.00	(49,999,902.78)			
	08/16/11	08/16/11	BARCLAYS US FUNDING LLC COMM PAPER -- 0.000% 08/17/2011	06737JVH5	50,000,000.00	(49,999,861.11)	0.00	(49,999,861.11)			
	08/16/11	08/16/11	BARCLAYS US FUNDING LLC COMM PAPER -- 0.000% 08/17/2011	06737JVH5	10,000,000.00	(9,999,972.22)	0.00	(9,999,972.22)			
	08/16/11	08/16/11	BANK OF NOVA SCOTIA NY COMM PAPER -- 0.000% 08/17/2011	06416KVH0	50,000,000.00	(49,999,930.56)	0.00	(49,999,930.56)			



**Managed Account Security Transactions & Interest**

For the Month Ending **August 31, 2011**

**SAN BERNARDINO COUNTY - 76990800**

Transaction Type	Trade	Settle	Security Description	CUSIP	Par	Principal Proceeds	Accrued Interest	Total	Realized G/L Cost	Realized G/L Amort Cost	Sale Method
<b>BUY</b>											
	08/16/11	08/16/11	BANK OF NOVA SCOTIA NY COMM PAPER -- 0.000% 08/17/2011	06416KVH0	50,000,000.00	(49,999,930.56)	0.00	(49,999,930.56)			
	08/16/11	08/16/11	BARCLAYS US FUNDING LLC COMM PAPER -- 0.000% 08/17/2011	06737JVH5	50,000,000.00	(49,999,861.11)	0.00	(49,999,861.11)			
	08/16/11	08/16/11	BARCLAYS US FUNDING LLC COMM PAPER -- 0.000% 08/17/2011	06737JVH5	50,000,000.00	(49,999,861.11)	0.00	(49,999,861.11)			
	08/17/11	08/17/11	GENERAL ELEC CAP CORP COMM PAPER -- 0.000% 09/12/2011	36959JWC3	20,000,000.00	(19,998,266.67)	0.00	(19,998,266.67)			
	08/17/11	08/17/11	BARCLAYS US FUNDING LLC COMM PAPER -- 0.000% 08/18/2011	06737JVJ1	50,000,000.00	(49,999,861.11)	0.00	(49,999,861.11)			
	08/17/11	08/17/11	BARCLAYS US FUNDING LLC COMM PAPER -- 0.000% 08/18/2011	06737JVJ1	50,000,000.00	(49,999,861.11)	0.00	(49,999,861.11)			
	08/17/11	08/17/11	BARCLAYS US FUNDING LLC COMM PAPER -- 0.000% 08/18/2011	06737JVJ1	50,000,000.00	(49,999,861.11)	0.00	(49,999,861.11)			
	08/17/11	08/17/11	BARCLAYS US FUNDING LLC COMM PAPER -- 0.000% 08/18/2011	06737JVJ1	10,000,000.00	(9,999,972.22)	0.00	(9,999,972.22)			
	08/17/11	08/17/11	BANK OF NOVA SCOTIA NY COMM PAPER -- 0.000% 08/18/2011	06416KVJ6	50,000,000.00	(49,999,930.56)	0.00	(49,999,930.56)			
	08/17/11	08/17/11	BANK OF NOVA SCOTIA NY COMM PAPER -- 0.000% 08/18/2011	06416KVJ6	50,000,000.00	(49,999,930.56)	0.00	(49,999,930.56)			



**Managed Account Security Transactions & Interest**

For the Month Ending **August 31, 2011**

**SAN BERNARDINO COUNTY - 76990800**

Transaction Type	Trade	Settle	Security Description	CUSIP	Par	Principal Proceeds	Accrued Interest	Total	Realized G/L Cost	Realized G/L Amort Cost	Sale Method
<b>BUY</b>											
	08/17/11	08/18/11	BANK OF MONTREAL CHICAGO CERT DEPOS DTD 08/18/2011 0.320% 02/17/2012	06366WFH2	25,000,000.00	(25,000,000.00)	0.00	(25,000,000.00)			
	08/17/11	08/18/11	RABOBANK NEDERLAND NV NY CERT DEPOS DTD 08/18/2011 0.160% 09/21/2011	74977MYF6	50,000,000.00	(50,000,000.00)	0.00	(50,000,000.00)			
	08/17/11	08/18/11	NORDEA NORTH AMERICA INC COMM PAPER -- 0.000% 11/16/2011	6555P1YG6	50,000,000.00	(49,966,875.00)	0.00	(49,966,875.00)			
	08/18/11	08/18/11	BANK OF NOVA SCOTIA NY COMM PAPER -- 0.000% 08/19/2011	06416KVK3	50,000,000.00	(49,999,930.56)	0.00	(49,999,930.56)			
	08/18/11	08/18/11	BANK OF NOVA SCOTIA NY COMM PAPER -- 0.000% 08/19/2011	06416KVK3	50,000,000.00	(49,999,930.56)	0.00	(49,999,930.56)			
	08/18/11	08/18/11	BANK OF NOVA SCOTIA NY COMM PAPER -- 0.000% 08/19/2011	06416KVK3	25,000,000.00	(24,999,965.28)	0.00	(24,999,965.28)			
	08/18/11	08/18/11	BARCLAYS US FUNDING LLC COMM PAPER -- 0.000% 08/19/2011	06737JVK8	50,000,000.00	(49,999,861.11)	0.00	(49,999,861.11)			
	08/18/11	08/18/11	BARCLAYS US FUNDING LLC COMM PAPER -- 0.000% 08/19/2011	06737JVK8	50,000,000.00	(49,999,861.11)	0.00	(49,999,861.11)			
	08/18/11	08/18/11	BARCLAYS US FUNDING LLC COMM PAPER -- 0.000% 08/19/2011	06737JVK8	25,000,000.00	(24,999,930.56)	0.00	(24,999,930.56)			
	08/19/11	08/19/11	BANK OF NOVA SCOTIA NY COMM PAPER -- 0.000% 08/22/2011	06416KVN7	11,000,000.00	(10,999,954.17)	0.00	(10,999,954.17)			





**Managed Account Security Transactions & Interest**

For the Month Ending **August 31, 2011**

**SAN BERNARDINO COUNTY - 76990800**

Transaction Type	Trade	Settle	Security Description	CUSIP	Par	Principal Proceeds	Accrued Interest	Total	Realized G/L Cost	Realized G/L Amort Cost	Sale Method
<b>BUY</b>											
	08/19/11	08/19/11	BANK OF NOVA SCOTIA NY COMM PAPER -- 0.000% 08/22/2011	06416KVN7	45,000,000.00	(44,999,812.50)	0.00	(44,999,812.50)			
	08/19/11	08/19/11	BANK OF NOVA SCOTIA NY COMM PAPER -- 0.000% 08/22/2011	06416KVN7	50,000,000.00	(49,999,791.67)	0.00	(49,999,791.67)			
	08/19/11	08/19/11	BARCLAYS US FUNDING LLC COMM PAPER -- 0.000% 08/22/2011	06737JVN2	25,000,000.00	(24,999,791.67)	0.00	(24,999,791.67)			
	08/19/11	08/19/11	BARCLAYS US FUNDING LLC COMM PAPER -- 0.000% 08/22/2011	06737JVN2	50,000,000.00	(49,999,583.33)	0.00	(49,999,583.33)			
	08/19/11	08/19/11	BARCLAYS US FUNDING LLC COMM PAPER -- 0.000% 08/22/2011	06737JVN2	50,000,000.00	(49,999,583.33)	0.00	(49,999,583.33)			
	08/19/11	08/19/11	BARCLAYS US FUNDING LLC COMM PAPER -- 0.000% 08/22/2011	06737JVN2	50,000,000.00	(49,999,583.33)	0.00	(49,999,583.33)			
	08/22/11	08/22/11	BARCLAYS US FUNDING LLC COMM PAPER -- 0.000% 08/23/2011	06737JVP7	50,000,000.00	(49,999,861.11)	0.00	(49,999,861.11)			
	08/22/11	08/22/11	BARCLAYS US FUNDING LLC COMM PAPER -- 0.000% 08/23/2011	06737JVP7	50,000,000.00	(49,999,861.11)	0.00	(49,999,861.11)			
	08/22/11	08/22/11	BARCLAYS US FUNDING LLC COMM PAPER -- 0.000% 08/23/2011	06737JVP7	50,000,000.00	(49,999,861.11)	0.00	(49,999,861.11)			
	08/22/11	08/22/11	BARCLAYS US FUNDING LLC COMM PAPER -- 0.000% 08/23/2011	06737JVP7	15,000,000.00	(14,999,958.33)	0.00	(14,999,958.33)			



**Managed Account Security Transactions & Interest**

For the Month Ending **August 31, 2011**

**SAN BERNARDINO COUNTY - 76990800**

Transaction Type		Security Description	CUSIP	Par	Principal Proceeds	Accrued Interest	Total	Realized G/L Cost	Realized G/L Amort Cost	Sale Method
Trade	Settle									
<b>BUY</b>										
08/22/11	08/22/11	GENERAL ELECTRIC CO COMM PAPER -- 0.000% 09/13/2011	36960MWD1	25,000,000.00	(24,998,166.67)	0.00	(24,998,166.67)			
08/22/11	08/22/11	BANK OF NOVA SCOTIA NY COMM PAPER -- 0.000% 08/23/2011	06416KVP2	45,000,000.00	(44,999,937.50)	0.00	(44,999,937.50)			
08/22/11	08/22/11	BANK OF NOVA SCOTIA NY COMM PAPER -- 0.000% 08/23/2011	06416KVP2	50,000,000.00	(49,999,930.56)	0.00	(49,999,930.56)			
08/22/11	08/22/11	US BANK NA COMM PAPER -- 0.000% 11/23/2011	9033E1YP3	25,000,000.00	(24,987,083.34)	0.00	(24,987,083.34)			
08/23/11	08/23/11	BANK OF NOVA SCOTIA NY COMM PAPER -- 0.000% 08/24/2011	06416KV00	50,000,000.00	(49,999,930.56)	0.00	(49,999,930.56)			
08/23/11	08/23/11	BANK OF NOVA SCOTIA NY COMM PAPER -- 0.000% 08/24/2011	06416KV00	35,000,000.00	(34,999,951.39)	0.00	(34,999,951.39)			
08/23/11	08/23/11	BARCLAYS US FUNDING LLC COMM PAPER -- 0.000% 08/24/2011	06737JVQ5	50,000,000.00	(49,999,861.11)	0.00	(49,999,861.11)			
08/23/11	08/23/11	BARCLAYS US FUNDING LLC COMM PAPER -- 0.000% 08/24/2011	06737JV05	50,000,000.00	(49,999,861.11)	0.00	(49,999,861.11)			
08/23/11	08/23/11	BARCLAYS US FUNDING LLC COMM PAPER -- 0.000% 08/24/2011	06737JV05	50,000,000.00	(49,999,861.11)	0.00	(49,999,861.11)			
08/23/11	08/23/11	BARCLAYS US FUNDING LLC COMM PAPER -- 0.000% 08/24/2011	06737JVQ5	25,000,000.00	(24,999,930.56)	0.00	(24,999,930.56)			
08/23/11	08/24/11	GENERAL ELECTRIC CO COMM PAPER -- 0.000% 09/23/2011	36960MWP4	25,000,000.00	(24,997,708.33)	0.00	(24,997,708.33)			



**Managed Account Security Transactions & Interest**

For the Month Ending **August 31, 2011**

**SAN BERNARDINO COUNTY - 76990800**

Transaction Type	Trade	Settle	Security Description	CUSIP	Par	Principal Proceeds	Accrued Interest	Total	Realized G/L Cost	Realized G/L Amort Cost	Sale Method
<b>BUY</b>											
	08/23/11	08/24/11	NORDEA NORTH AMERICA INC COMM PAPER -- 0.000% 11/23/2011	6555P1YP6	25,000,000.00	(24,982,937.50)	0.00	(24,982,937.50)			
	08/23/11	08/24/11	NORDEA NORTH AMERICA INC COMM PAPER -- 0.000% 11/02/2011	6555P1Y27	25,000,000.00	(24,987,847.22)	0.00	(24,987,847.22)			
	08/23/11	08/25/11	ROYAL BANK OF CANADA NY CERT DEPOS DTD 08/25/2011 0.350% 02/24/2012	78009J7K5	50,000,000.00	(50,000,000.00)	0.00	(50,000,000.00)			
	08/24/11	08/24/11	BARCLAYS US FUNDING LLC COMM PAPER -- 0.000% 08/25/2011	06737JVR3	50,000,000.00	(49,999,861.11)	0.00	(49,999,861.11)			
	08/24/11	08/24/11	BARCLAYS US FUNDING LLC COMM PAPER -- 0.000% 08/25/2011	06737JVR3	50,000,000.00	(49,999,861.11)	0.00	(49,999,861.11)			
	08/24/11	08/24/11	BARCLAYS US FUNDING LLC COMM PAPER -- 0.000% 08/25/2011	06737JVR3	50,000,000.00	(49,999,861.11)	0.00	(49,999,861.11)			
	08/24/11	08/24/11	BARCLAYS US FUNDING LLC COMM PAPER -- 0.000% 08/25/2011	06737JVR3	5,000,000.00	(4,999,986.11)	0.00	(4,999,986.11)			
	08/24/11	08/24/11	BANK OF NOVA SCOTIA NY COMM PAPER -- 0.000% 08/25/2011	06416KVR8	35,000,000.00	(34,999,951.39)	0.00	(34,999,951.39)			
	08/24/11	08/24/11	BANK OF NOVA SCOTIA NY COMM PAPER -- 0.000% 08/25/2011	06416KVR8	50,000,000.00	(49,999,930.56)	0.00	(49,999,930.56)			
	08/24/11	08/25/11	NORDEA NORTH AMERICA INC COMM PAPER -- 0.000% 11/01/2011	6555P1Y19	25,000,000.00	(24,990,555.56)	0.00	(24,990,555.56)			



**Managed Account Security Transactions & Interest**

For the Month Ending **August 31, 2011**

**SAN BERNARDINO COUNTY - 76990800**

Transaction Type		Security Description	CUSIP	Par	Principal Proceeds	Accrued Interest	Total	Realized G/L Cost	Realized G/L Amort Cost	Sale Method
Trade	Settle									
<b>BUY</b>										
08/24/11	08/25/11	SVENSKA HANDELSBANKEN NY CERT DEPOS DTD 08/25/2011 0.305% 11/23/2011	86959BYG4	50,000,000.00	(50,000,624.50)	0.00	(50,000,624.50)			
08/24/11	08/25/11	FHLB NOTES DTD 08/23/2011 0.220% 08/23/2012	313375FG7	25,000,000.00	(24,995,334.75)	(305.56)	(24,995,640.31)			
08/25/11	08/25/11	BARCLAYS US FUNDING LLC COMM PAPER -- 0.000% 08/26/2011	06737JVS1	50,000,000.00	(49,999,861.11)	0.00	(49,999,861.11)			
08/25/11	08/25/11	BARCLAYS US FUNDING LLC COMM PAPER -- 0.000% 08/26/2011	06737JVS1	50,000,000.00	(49,999,861.11)	0.00	(49,999,861.11)			
08/25/11	08/25/11	BARCLAYS US FUNDING LLC COMM PAPER -- 0.000% 08/26/2011	06737JVS1	25,000,000.00	(24,999,930.56)	0.00	(24,999,930.56)			
08/25/11	08/25/11	BARCLAYS US FUNDING LLC COMM PAPER -- 0.000% 08/26/2011	06737JVS1	50,000,000.00	(49,999,861.11)	0.00	(49,999,861.11)			
08/25/11	08/25/11	BANK OF NOVA SCOTIA NY COMM PAPER -- 0.000% 08/26/2011	06416KVS6	50,000,000.00	(49,999,930.56)	0.00	(49,999,930.56)			
08/25/11	08/25/11	BANK OF NOVA SCOTIA NY COMM PAPER -- 0.000% 08/26/2011	06416KVS6	43,000,000.00	(42,999,940.28)	0.00	(42,999,940.28)			
08/26/11	08/26/11	BANK OF NOVA SCOTIA NY COMM PAPER -- 0.000% 08/30/2011	06416KVW7	50,000,000.00	(49,999,722.22)	0.00	(49,999,722.22)			
08/26/11	08/26/11	BANK OF NOVA SCOTIA NY COMM PAPER -- 0.000% 08/30/2011	06416KVW7	45,000,000.00	(44,999,750.00)	0.00	(44,999,750.00)			



**Managed Account Security Transactions & Interest**

For the Month Ending **August 31, 2011**

**SAN BERNARDINO COUNTY - 76990800**

Transaction Type	Trade	Settle	Security Description	CUSIP	Par	Principal Proceeds	Accrued Interest	Total	Realized G/L Cost	Realized G/L Amort Cost	Sale Method
<b>BUY</b>											
	08/26/11	08/26/11	BARCLAYS US FUNDING LLC COMM PAPER -- 0.000% 08/29/2011	06737JVV4	50,000,000.00	(49,999,583.33)	0.00	(49,999,583.33)			
	08/26/11	08/26/11	BARCLAYS US FUNDING LLC COMM PAPER -- 0.000% 08/29/2011	06737JVV4	50,000,000.00	(49,999,583.33)	0.00	(49,999,583.33)			
	08/26/11	08/26/11	BARCLAYS US FUNDING LLC COMM PAPER -- 0.000% 08/29/2011	06737JVV4	25,000,000.00	(24,999,791.67)	0.00	(24,999,791.67)			
	08/26/11	08/26/11	BARCLAYS US FUNDING LLC COMM PAPER -- 0.000% 08/29/2011	06737JVV4	50,000,000.00	(49,999,583.33)	0.00	(49,999,583.33)			
	08/26/11	08/30/11	NORDEA NORTH AMERICA INC COMM PAPER -- 0.000% 10/24/2011	6555P1XQ5	50,000,000.00	(49,983,958.33)	0.00	(49,983,958.33)			
	08/29/11	08/29/11	US BANK NA COMM PAPER -- 0.000% 09/19/2011	9033E1WK6	25,000,000.00	(24,998,687.50)	0.00	(24,998,687.50)			
	08/29/11	08/29/11	BARCLAYS US FUNDING LLC COMM PAPER -- 0.000% 08/30/2011	06737JVV2	50,000,000.00	(49,999,861.11)	0.00	(49,999,861.11)			
	08/29/11	08/29/11	BARCLAYS US FUNDING LLC COMM PAPER -- 0.000% 08/30/2011	06737JVV2	18,000,000.00	(17,999,950.00)	0.00	(17,999,950.00)			
	08/29/11	08/29/11	BARCLAYS US FUNDING LLC COMM PAPER -- 0.000% 08/30/2011	06737JVV2	50,000,000.00	(49,999,861.11)	0.00	(49,999,861.11)			
	08/29/11	08/29/11	BARCLAYS US FUNDING LLC COMM PAPER -- 0.000% 08/30/2011	06737JVV2	50,000,000.00	(49,999,861.11)	0.00	(49,999,861.11)			



**Managed Account Security Transactions & Interest**

For the Month Ending **August 31, 2011**

**SAN BERNARDINO COUNTY - 76990800**

Transaction Type	Trade	Settle	Security Description	CUSIP	Par	Principal Proceeds	Accrued Interest	Total	Realized G/L Cost	Realized G/L Amort Cost	Sale Method
<b>BUY</b>											
	08/29/11	09/01/11	<b>FHLMC NOTES (FLOATING) DTD 09/01/2011 0.320% 09/03/2013</b>	<b>3134G2B50</b>	<b>25,000,000.00</b>	<b>(24,987,250.00)</b>	<b>0.00</b>	<b>(24,987,250.00)</b>			
	08/30/11	08/30/11	BANK OF NOVA SCOTIA NY COMM PAPER -- 0.000% 08/31/2011	06416KVX5	35,000,000.00	(34,999,951.39)	0.00	(34,999,951.39)			
	08/30/11	08/30/11	BANK OF NOVA SCOTIA NY COMM PAPER -- 0.000% 08/31/2011	06416KVX5	50,000,000.00	(49,999,930.56)	0.00	(49,999,930.56)			
	08/30/11	08/30/11	US BANK NA COMM PAPER -- 0.000% 09/07/2011	9033E1W75	25,000,000.00	(24,999,722.22)	0.00	(24,999,722.22)			
	08/30/11	08/30/11	SVENSKA HANDELSBANKEN NY CERT DEPOS DTD 08/26/2011 0.305% 11/23/2011	86959BYM1	15,000,000.00	(15,000,176.60)	(508.33)	(15,000,684.93)			
	08/30/11	08/30/11	BARCLAYS US FUNDING LLC COMM PAPER -- 0.000% 08/31/2011	06737JVX0	25,000,000.00	(24,999,930.56)	0.00	(24,999,930.56)			
	08/30/11	08/30/11	BARCLAYS US FUNDING LLC COMM PAPER -- 0.000% 08/31/2011	06737JVX0	50,000,000.00	(49,999,861.11)	0.00	(49,999,861.11)			
	08/30/11	08/30/11	BARCLAYS US FUNDING LLC COMM PAPER -- 0.000% 08/31/2011	06737JVX0	50,000,000.00	(49,999,861.11)	0.00	(49,999,861.11)			
	08/30/11	08/30/11	BARCLAYS US FUNDING LLC COMM PAPER -- 0.000% 08/31/2011	06737JVX0	50,000,000.00	(49,999,861.11)	0.00	(49,999,861.11)			
	08/31/11	08/31/11	US BANK NA COMM PAPER -- 0.000% 09/01/2011	9033E1W18	50,000,000.00	(49,999,930.56)	0.00	(49,999,930.56)			
	08/31/11	08/31/11	US BANK NA COMM PAPER -- 0.000% 09/01/2011	9033E1W18	5,000,000.00	(4,999,993.06)	0.00	(4,999,993.06)			



**Managed Account Security Transactions & Interest**

For the Month Ending **August 31, 2011**

**SAN BERNARDINO COUNTY - 76990800**

Transaction Type		Security Description	CUSIP	Par	Principal Proceeds	Accrued Interest	Total	Realized G/L Cost	Realized G/L Amort Cost	Sale Method
Trade	Settle									
<b>BUY</b>										
08/31/11	08/31/11	US BANK NA COMM PAPER -- 0.000% 09/01/2011	9033E1W18	50,000,000.00	(49,999,930.56)	0.00	(49,999,930.56)			
08/31/11	08/31/11	BARCLAYS US FUNDING LLC COMM PAPER -- 0.000% 09/01/2011	06737JW19	50,000,000.00	(49,999,861.11)	0.00	(49,999,861.11)			
08/31/11	08/31/11	BARCLAYS US FUNDING LLC COMM PAPER -- 0.000% 09/01/2011	06737JW19	30,000,000.00	(29,999,916.67)	0.00	(29,999,916.67)			
08/31/11	08/31/11	BARCLAYS US FUNDING LLC COMM PAPER -- 0.000% 09/01/2011	06737JW19	50,000,000.00	(49,999,861.11)	0.00	(49,999,861.11)			
08/31/11	08/31/11	BARCLAYS US FUNDING LLC COMM PAPER -- 0.000% 09/01/2011	06737JW19	50,000,000.00	(49,999,861.11)	0.00	(49,999,861.11)			
08/31/11	08/31/11	BANK OF MONTREAL CHICAGO CERT DEPOS DTD 08/31/2011 0.070% 09/07/2011	06366WHF4	17,000,000.00	(17,000,000.00)	0.00	(17,000,000.00)			
08/31/11	08/31/11	BANK OF NOVA SCOTIA NY COMM PAPER -- 0.000% 09/01/2011	06416KW14	50,000,000.00	(49,999,930.56)	0.00	(49,999,930.56)			
08/31/11	08/31/11	BANK OF NOVA SCOTIA NY COMM PAPER -- 0.000% 09/01/2011	06416KW14	50,000,000.00	(49,999,930.56)	0.00	(49,999,930.56)			
08/31/11	08/31/11	BANK OF NOVA SCOTIA NY COMM PAPER -- 0.000% 09/01/2011	06416KW14	30,000,000.00	(29,999,958.33)	0.00	(29,999,958.33)			
<b>Transaction Type Sub-Total</b>				<b>7,884,000,000.00</b>	<b>(7,883,897,253.16)</b>	<b>(68,675.00)</b>	<b>(7,883,965,928.16)</b>			
<b>INTEREST</b>										
08/02/11	08/02/11	FFCB BONDS (FLOATING) DTD 11/02/2009 0.171% 11/02/2011	31331G2M0	25,000,000.00	0.00	3,563.92	3,563.92			



**Managed Account Security Transactions & Interest**

For the Month Ending **August 31, 2011**

**SAN BERNARDINO COUNTY - 76990800**

Transaction Type	Trade	Settle	Security Description	CUSIP	Par	Principal Proceeds	Accrued Interest	Total	Realized G/L Cost	Realized G/L Amort Cost	Sale Method
<b>INTEREST</b>											
	08/03/11	08/03/11	FHLMC NOTES (CALLED, OMD 2/3/2014) DTD 02/03/2011 1.375% 08/03/2011	3134G1X66	50,000,000.00	0.00	343,750.00	343,750.00			
	08/09/11	08/09/11	FNMA NOTES DTD 06/17/2011 0.500% 08/09/2013	3135G0BR3	12,500,000.00	0.00	9,027.78	9,027.78			
	08/09/11	08/09/11	FNMA NOTES DTD 06/17/2011 0.500% 08/09/2013	3135G0BR3	12,500,000.00	0.00	9,027.78	9,027.78			
	08/17/11	08/17/11	FHLMC FLOATING NOTES DTD 06/17/2011 0.160% 06/17/2013	3134G2MJ8	50,000,000.00	0.00	5,877.09	5,877.09			
	08/19/11	08/19/11	FFCB BONDS (CALLED OMD, 02/19/13) DTD 02/19/2010 1.670% 08/19/2011	31331JEK5	25,000,000.00	0.00	208,750.00	208,750.00			
	08/20/11	08/20/11	FNMA NOTES DTD 07/09/2010 1.250% 08/20/2013	31398AX31	50,000,000.00	0.00	312,500.00	312,500.00			
	08/21/11	08/21/11	FNMA GLOBAL BENCHMRK NOTES (EX-CALLABLE) DTD 02/18/2003 4.750% 02/21/2013	31359MQV8	25,000,000.00	0.00	593,750.00	593,750.00			
	08/21/11	08/21/11	FFCB BONDS DTD 01/15/2010 1.750% 02/21/2013	31331JBV4	25,000,000.00	0.00	218,750.00	218,750.00			
	08/21/11	08/21/11	FNMA GLOBAL BENCHMRK NOTES (EX-CALLABLE) DTD 02/18/2003 4.750% 02/21/2013	31359MOV8	20,000,000.00	0.00	475,000.00	475,000.00			
	08/22/11	08/22/11	FHLB GLOBAL BONDS DTD 07/23/2009 1.750% 08/22/2012	3133XUE41	50,000,000.00	0.00	437,500.00	437,500.00			
	08/23/11	08/23/11	FFCB NOTES (FLOAT) DTD 08/23/2010 0.205% 05/23/2012	31331JZB2	25,000,000.00	0.00	13,527.78	13,527.78			
	08/24/11	08/24/11	FHLB BONDS DTD 12/24/2009 1.050% 02/24/2012	3133XWFP9	25,000,000.00	0.00	131,250.00	131,250.00			
	08/25/11	08/25/11	FHLMC NOTES DTD 01/06/2011 1.375% 02/25/2014	3137EACR8	25,000,000.00	0.00	218,663.19	218,663.19			





**Managed Account Security Transactions & Interest**

For the Month Ending **August 31, 2011**

**SAN BERNARDINO COUNTY - 76990800**

Transaction Type	Trade	Settle	Security Description	CUSIP	Par	Principal Proceeds	Accrued Interest	Total	Realized G/L Cost	Realized G/L Amort Cost	Sale Method
<b>INTEREST</b>											
	08/25/11	08/25/11	FFCB BONDS DTD 06/25/2008 3.875% 08/25/2011	31331YZ86	50,000,000.00	0.00	968,750.00	968,750.00			
	08/25/11	08/25/11	FFCB BONDS DTD 06/25/2008 3.875% 08/25/2011	31331YZ86	25,000,000.00	0.00	484,375.00	484,375.00			
	08/26/11	08/26/11	FHLMC (FLOATING) MTN DTD 04/26/2010 0.219% 10/26/2011	3134G1BL7	20,800,000.00	0.00	3,353.86	3,353.86			
	08/27/11	08/27/11	FNMA NOTES (CALLABLE) DTD 08/27/2010 1.000% 08/27/2013	3136FPCR6	39,610,000.00	0.00	198,050.00	198,050.00			
	08/27/11	08/27/11	FNMA NOTES (CALLABLE) DTD 08/27/2010 1.000% 08/27/2013	3136FPCR6	10,390,000.00	0.00	51,950.00	51,950.00			
	08/31/11	08/31/11	FEDERATED PRIME OBLIGATION MUTUAL	60934N203	0.00	0.00	87.71	87.71			
	08/31/11	08/31/11	FEDERATED GOVT OBLIGATIONS FUND	60934N104	0.00	0.00	8.99	8.99			
<b>Transaction Type Sub-Total</b>					<b>565,800,000.00</b>	<b>0.00</b>	<b>4,687,513.10</b>	<b>4,687,513.10</b>			

<b>MATURITY</b>											
	08/01/11	08/01/11	RABOBANK USA FIN CORP COMM PAPER -- 0.000% 08/01/2011	74977LV12	25,000,000.00	25,000,000.00	0.00	25,000,000.00	44,750.00	0.00	
	08/01/11	08/01/11	BARCLAYS US FUNDING LLC COMM PAPER -- 0.000% 08/01/2011	06737JV10	50,000,000.00	50,000,000.00	0.00	50,000,000.00	500.00	0.00	
	08/01/11	08/01/11	BARCLAYS US FUNDING LLC COMM PAPER -- 0.000% 08/01/2011	06737JV10	19,000,000.00	19,000,000.00	0.00	19,000,000.00	190.00	0.00	
	08/01/11	08/01/11	BARCLAYS US FUNDING LLC COMM PAPER -- 0.000% 08/01/2011	06737JV10	50,000,000.00	50,000,000.00	0.00	50,000,000.00	500.00	0.00	
	08/01/11	08/01/11	GENERAL ELEC CAP CORP COMM PAPER -- 0.000% 08/01/2011	36959JV18	45,000,000.00	45,000,000.00	0.00	45,000,000.00	17,625.00	0.00	



**Managed Account Security Transactions & Interest**

For the Month Ending **August 31, 2011**

**SAN BERNARDINO COUNTY - 76990800**

Transaction Type	Trade	Settle	Security Description	CUSIP	Par	Principal Proceeds	Accrued Interest	Total	Realized G/L Cost	Realized G/L Amort Cost	Sale Method
<b>MATURITY</b>											
	08/01/11	08/01/11	SOCIETE GENERALE NA COMM PAPER -- 0.000% 08/01/2011	83365SV18	50,000,000.00	50,000,000.00	0.00	50,000,000.00	583.33	0.00	
	08/01/11	08/01/11	SOCIETE GENERALE NA COMM PAPER -- 0.000% 08/01/2011	83365SV18	50,000,000.00	50,000,000.00	0.00	50,000,000.00	583.33	0.00	
	08/01/11	08/01/11	SOCIETE GENERALE NA COMM PAPER -- 0.000% 08/01/2011	83365SV18	50,000,000.00	50,000,000.00	0.00	50,000,000.00	583.33	0.00	
	08/01/11	08/01/11	BNP PARIBAS FINANCE INC COMM PAPER -- 0.000% 08/01/2011	0556N1V18	50,000,000.00	50,000,000.00	0.00	50,000,000.00	32,861.11	0.00	
	08/01/11	08/01/11	CREDIT AGRICOLE NA COMM PAPER -- 0.000% 08/01/2011	22532CV19	50,000,000.00	50,000,000.00	0.00	50,000,000.00	541.67	0.00	
	08/01/11	08/01/11	CREDIT AGRICOLE NA COMM PAPER -- 0.000% 08/01/2011	22532CV19	50,000,000.00	50,000,000.00	0.00	50,000,000.00	541.67	0.00	
	08/01/11	08/01/11	CREDIT AGRICOLE NA COMM PAPER -- 0.000% 08/01/2011	22532CV19	50,000,000.00	50,000,000.00	0.00	50,000,000.00	541.67	0.00	
	08/02/11	08/02/11	BARCLAYS US FUNDING LLC COMM PAPER -- 0.000% 08/02/2011	06737JV28	50,000,000.00	50,000,000.00	0.00	50,000,000.00	222.22	0.00	
	08/02/11	08/02/11	BARCLAYS US FUNDING LLC COMM PAPER -- 0.000% 08/02/2011	06737JV28	50,000,000.00	50,000,000.00	0.00	50,000,000.00	222.22	0.00	
	08/02/11	08/02/11	NORDEA NORTH AMERICA INC COMM PAPER -- 0.000% 08/02/2011	6555P1V20	25,000,000.00	25,000,000.00	0.00	25,000,000.00	12,500.00	0.00	
	08/02/11	08/02/11	NORDEA NORTH AMERICA INC COMM PAPER -- 0.000% 08/02/2011	6555P1V20	25,000,000.00	25,000,000.00	0.00	25,000,000.00	12,777.78	0.00	
	08/02/11	08/02/11	CREDIT AGRICOLE NA COMM PAPER -- 0.000% 08/02/2011	22532CV27	50,000,000.00	50,000,000.00	0.00	50,000,000.00	277.78	0.00	



**Managed Account Security Transactions & Interest**

For the Month Ending **August 31, 2011**

**SAN BERNARDINO COUNTY - 76990800**

Transaction Type		Security Description	CUSIP	Par	Principal Proceeds	Accrued Interest	Total	Realized G/L Cost	Realized G/L Amort Cost	Sale Method
Trade	Settle									
<b>MATURITY</b>										
08/02/11	08/02/11	CREDIT AGRICOLE NA COMM PAPER -- 0.000% 08/02/2011	22532CV27	50,000,000.00	50,000,000.00	0.00	50,000,000.00	277.78	0.00	
08/02/11	08/02/11	CREDIT AGRICOLE NA COMM PAPER -- 0.000% 08/02/2011	22532CV27	50,000,000.00	50,000,000.00	0.00	50,000,000.00	277.78	0.00	
08/02/11	08/02/11	SOCIETE GENERALE NA COMM PAPER -- 0.000% 08/02/2011	83365SV26	50,000,000.00	50,000,000.00	0.00	50,000,000.00	333.33	0.00	
08/02/11	08/02/11	SOCIETE GENERALE NA COMM PAPER -- 0.000% 08/02/2011	83365SV26	50,000,000.00	50,000,000.00	0.00	50,000,000.00	333.33	0.00	
08/02/11	08/02/11	SOCIETE GENERALE NA COMM PAPER -- 0.000% 08/02/2011	83365SV26	50,000,000.00	50,000,000.00	0.00	50,000,000.00	333.33	0.00	
08/03/11	08/03/11	NORDEA BANK FINLAND NY CERT DEPOS DTD 05/04/2011 0.200% 08/03/2011	65557VSA0	25,000,000.00	25,000,000.00	12,638.89	25,012,638.89	0.00	0.00	
08/03/11	08/03/11	FHLMC NOTES (CALLED, OMD 2/3/2014) DTD 02/03/2011 1.375% 08/03/2011	3134G1X66	50,000,000.00	50,000,000.00	0.00	50,000,000.00	95,000.00	0.00	
08/03/11	08/03/11	SOCIETE GENERALE NA COMM PAPER -- 0.000% 08/03/2011	83365SV34	50,000,000.00	50,000,000.00	0.00	50,000,000.00	305.56	0.00	
08/03/11	08/03/11	SOCIETE GENERALE NA COMM PAPER -- 0.000% 08/03/2011	83365SV34	50,000,000.00	50,000,000.00	0.00	50,000,000.00	305.56	0.00	
08/03/11	08/03/11	CREDIT AGRICOLE NA COMM PAPER -- 0.000% 08/03/2011	22532CV35	50,000,000.00	50,000,000.00	0.00	50,000,000.00	277.78	0.00	
08/03/11	08/03/11	CREDIT AGRICOLE NA COMM PAPER -- 0.000% 08/03/2011	22532CV35	50,000,000.00	50,000,000.00	0.00	50,000,000.00	277.78	0.00	
08/03/11	08/03/11	CREDIT AGRICOLE NA COMM PAPER -- 0.000% 08/03/2011	22532CV35	50,000,000.00	50,000,000.00	0.00	50,000,000.00	277.78	0.00	
08/03/11	08/03/11	SOCIETE GENERALE NA COMM PAPER -- 0.000% 08/03/2011	83365SV34	50,000,000.00	50,000,000.00	0.00	50,000,000.00	305.56	0.00	



**Managed Account Security Transactions & Interest**

For the Month Ending **August 31, 2011**

**SAN BERNARDINO COUNTY - 76990800**

Transaction Type		Security Description	CUSIP	Par	Principal Proceeds	Accrued Interest	Total	Realized G/L Cost	Realized G/L Amort Cost	Sale Method
Trade	Settle									
<b>MATURITY</b>										
08/03/11	08/03/11	BARCLAYS US FUNDING LLC COMM PAPER -- 0.000% 08/03/2011	06737JV36	25,000,000.00	25,000,000.00	0.00	25,000,000.00	118.06	0.00	
08/03/11	08/03/11	BARCLAYS US FUNDING LLC COMM PAPER -- 0.000% 08/03/2011	06737JV36	50,000,000.00	50,000,000.00	0.00	50,000,000.00	236.11	0.00	
08/03/11	08/03/11	BARCLAYS US FUNDING LLC COMM PAPER -- 0.000% 08/03/2011	06737JV36	50,000,000.00	50,000,000.00	0.00	50,000,000.00	236.11	0.00	
08/04/11	08/04/11	SOCIETE GENERALE NA COMM PAPER -- 0.000% 08/04/2011	83365SV42	50,000,000.00	50,000,000.00	0.00	50,000,000.00	194.44	0.00	
08/04/11	08/04/11	SOCIETE GENERALE NA COMM PAPER -- 0.000% 08/04/2011	83365SV42	50,000,000.00	50,000,000.00	0.00	50,000,000.00	194.44	0.00	
08/04/11	08/04/11	SOCIETE GENERALE NA COMM PAPER -- 0.000% 08/04/2011	83365SV42	50,000,000.00	50,000,000.00	0.00	50,000,000.00	194.44	0.00	
08/04/11	08/04/11	CREDIT AGRICOLE NA COMM PAPER -- 0.000% 08/04/2011	22532CV43	50,000,000.00	50,000,000.00	0.00	50,000,000.00	208.33	0.00	
08/04/11	08/04/11	CREDIT AGRICOLE NA COMM PAPER -- 0.000% 08/04/2011	22532CV43	50,000,000.00	50,000,000.00	0.00	50,000,000.00	208.33	0.00	
08/04/11	08/04/11	CREDIT AGRICOLE NA COMM PAPER -- 0.000% 08/04/2011	22532CV43	50,000,000.00	50,000,000.00	0.00	50,000,000.00	208.33	0.00	
08/04/11	08/04/11	BARCLAYS US FUNDING LLC COMM PAPER -- 0.000% 08/04/2011	06737JV44	45,000,000.00	45,000,000.00	0.00	45,000,000.00	125.00	0.00	
08/04/11	08/04/11	BARCLAYS US FUNDING LLC COMM PAPER -- 0.000% 08/04/2011	06737JV44	50,000,000.00	50,000,000.00	0.00	50,000,000.00	138.89	0.00	
08/04/11	08/04/11	BARCLAYS US FUNDING LLC COMM PAPER -- 0.000% 08/04/2011	06737JV44	50,000,000.00	50,000,000.00	0.00	50,000,000.00	138.89	0.00	



**Managed Account Security Transactions & Interest**

For the Month Ending **August 31, 2011**

**SAN BERNARDINO COUNTY - 76990800**

Transaction Type	Trade	Settle	Security Description	CUSIP	Par	Principal Proceeds	Accrued Interest	Total	Realized G/L Cost	Realized G/L Amort Cost	Sale Method
<b>MATURITY</b>											
	08/05/11	08/05/11	CREDIT AGRICOLE NA COMM PAPER -- 0.000% 08/05/2011	22532CV50	25,000,000.00	25,000,000.00	0.00	25,000,000.00	90.28	0.00	
	08/05/11	08/05/11	CREDIT AGRICOLE NA COMM PAPER -- 0.000% 08/05/2011	22532CV50	50,000,000.00	50,000,000.00	0.00	50,000,000.00	180.56	0.00	
	08/05/11	08/05/11	CREDIT AGRICOLE NA COMM PAPER -- 0.000% 08/05/2011	22532CV50	50,000,000.00	50,000,000.00	0.00	50,000,000.00	180.56	0.00	
	08/05/11	08/05/11	BNP PARIBAS FINANCE INC COMM PAPER -- 0.000% 08/05/2011	0556N1V59	45,000,000.00	45,000,000.00	0.00	45,000,000.00	137.50	0.00	
	08/05/11	08/05/11	BARCLAYS US FUNDING LLC COMM PAPER -- 0.000% 08/05/2011	06737JV51	50,000,000.00	50,000,000.00	0.00	50,000,000.00	152.78	0.00	
	08/05/11	08/05/11	BARCLAYS US FUNDING LLC COMM PAPER -- 0.000% 08/05/2011	06737JV51	25,000,000.00	25,000,000.00	0.00	25,000,000.00	76.39	0.00	
	08/05/11	08/05/11	BARCLAYS US FUNDING LLC COMM PAPER -- 0.000% 08/05/2011	06737JV51	50,000,000.00	50,000,000.00	0.00	50,000,000.00	152.78	0.00	
	08/05/11	08/05/11	SOCIETE GENERALE NA COMM PAPER -- 0.000% 08/05/2011	83365SV59	50,000,000.00	50,000,000.00	0.00	50,000,000.00	152.78	0.00	
	08/05/11	08/05/11	SOCIETE GENERALE NA COMM PAPER -- 0.000% 08/05/2011	83365SV59	50,000,000.00	50,000,000.00	0.00	50,000,000.00	152.78	0.00	
	08/05/11	08/05/11	SOCIETE GENERALE NA COMM PAPER -- 0.000% 08/05/2011	83365SV59	25,000,000.00	25,000,000.00	0.00	25,000,000.00	76.39	0.00	
	08/08/11	08/08/11	SOCIETE GENERALE NA COMM PAPER -- 0.000% 08/08/2011	83365SV83	50,000,000.00	50,000,000.00	0.00	50,000,000.00	458.33	0.00	
	08/08/11	08/08/11	SOCIETE GENERALE NA COMM PAPER -- 0.000% 08/08/2011	83365SV83	50,000,000.00	50,000,000.00	0.00	50,000,000.00	458.33	0.00	
	08/08/11	08/08/11	SOCIETE GENERALE NA COMM PAPER -- 0.000% 08/08/2011	83365SV83	50,000,000.00	50,000,000.00	0.00	50,000,000.00	458.33	0.00	



**Managed Account Security Transactions & Interest**

For the Month Ending **August 31, 2011**

**SAN BERNARDINO COUNTY - 76990800**

Transaction Type	Trade	Settle	Security Description	CUSIP	Par	Principal Proceeds	Accrued Interest	Total	Realized G/L Cost	Realized G/L Amort Cost	Sale Method
<b>MATURITY</b>											
	08/08/11	08/08/11	BARCLAYS US FUNDING LLC COMM PAPER -- 0.000% 08/08/2011	06737JV85	50,000,000.00	50,000,000.00	0.00	50,000,000.00	333.33	0.00	
	08/08/11	08/08/11	BARCLAYS US FUNDING LLC COMM PAPER -- 0.000% 08/08/2011	06737JV85	42,000,000.00	42,000,000.00	0.00	42,000,000.00	280.00	0.00	
	08/08/11	08/08/11	CREDIT AGRICOLE NA COMM PAPER -- 0.000% 08/08/2011	22532CV84	50,000,000.00	50,000,000.00	0.00	50,000,000.00	541.67	0.00	
	08/08/11	08/08/11	CREDIT AGRICOLE NA COMM PAPER -- 0.000% 08/08/2011	22532CV84	50,000,000.00	50,000,000.00	0.00	50,000,000.00	541.67	0.00	
	08/08/11	08/08/11	CREDIT AGRICOLE NA COMM PAPER -- 0.000% 08/08/2011	22532CV84	50,000,000.00	50,000,000.00	0.00	50,000,000.00	541.67	0.00	
	08/09/11	08/09/11	SOCIETE GENERALE NA COMM PAPER -- 0.000% 08/09/2011	83365SV91	25,000,000.00	25,000,000.00	0.00	25,000,000.00	83.33	0.00	
	08/09/11	08/09/11	SOCIETE GENERALE NA COMM PAPER -- 0.000% 08/09/2011	83365SV91	50,000,000.00	50,000,000.00	0.00	50,000,000.00	166.67	0.00	
	08/09/11	08/09/11	SOCIETE GENERALE NA COMM PAPER -- 0.000% 08/09/2011	83365SV91	50,000,000.00	50,000,000.00	0.00	50,000,000.00	166.67	0.00	
	08/09/11	08/09/11	CREDIT AGRICOLE NA COMM PAPER -- 0.000% 08/09/2011	22532CV92	50,000,000.00	50,000,000.00	0.00	50,000,000.00	194.44	0.00	
	08/09/11	08/09/11	CREDIT AGRICOLE NA COMM PAPER -- 0.000% 08/09/2011	22532CV92	50,000,000.00	50,000,000.00	0.00	50,000,000.00	194.44	0.00	
	08/09/11	08/09/11	CREDIT AGRICOLE NA COMM PAPER -- 0.000% 08/09/2011	22532CV92	25,000,000.00	25,000,000.00	0.00	25,000,000.00	97.22	0.00	
	08/09/11	08/09/11	BARCLAYS US FUNDING LLC COMM PAPER -- 0.000% 08/09/2011	06737JV93	38,000,000.00	38,000,000.00	0.00	38,000,000.00	105.56	0.00	
	08/09/11	08/09/11	BARCLAYS US FUNDING LLC COMM PAPER -- 0.000% 08/09/2011	06737JV93	50,000,000.00	50,000,000.00	0.00	50,000,000.00	138.89	0.00	



**Managed Account Security Transactions & Interest**

For the Month Ending **August 31, 2011**

**SAN BERNARDINO COUNTY - 76990800**

Transaction Type	Trade	Settle	Security Description	CUSIP	Par	Principal Proceeds	Accrued Interest	Total	Realized G/L Cost	Realized G/L Amort Cost	Sale Method
<b>MATURITY</b>											
	08/10/11	08/10/11	BANK OF MONTREAL CHICAGO CERT DEPOS DTD 08/03/2011 0.130% 08/10/2011	06366WCU6	50,000,000.00	50,000,000.00	1,263.89	50,001,263.89	0.00	0.00	
	08/10/11	08/10/11	SOCIETE GENERALE NA COMM PAPER -- 0.000% 08/10/2011	83365SVA8	50,000,000.00	50,000,000.00	0.00	50,000,000.00	194.44	0.00	
	08/10/11	08/10/11	SOCIETE GENERALE NA COMM PAPER -- 0.000% 08/10/2011	83365SVA8	50,000,000.00	50,000,000.00	0.00	50,000,000.00	194.44	0.00	
	08/10/11	08/10/11	SOCIETE GENERALE NA COMM PAPER -- 0.000% 08/10/2011	83365SVA8	25,000,000.00	25,000,000.00	0.00	25,000,000.00	97.22	0.00	
	08/10/11	08/10/11	BARCLAYS US FUNDING LLC COMM PAPER -- 0.000% 08/10/2011	06737JVA0	50,000,000.00	50,000,000.00	0.00	50,000,000.00	138.89	0.00	
	08/10/11	08/10/11	BARCLAYS US FUNDING LLC COMM PAPER -- 0.000% 08/10/2011	06737JVA0	25,000,000.00	25,000,000.00	0.00	25,000,000.00	69.44	0.00	
	08/10/11	08/10/11	CREDIT AGRICOLE NA COMM PAPER -- 0.000% 08/10/2011	22532CVA9	50,000,000.00	50,000,000.00	0.00	50,000,000.00	194.44	0.00	
	08/10/11	08/10/11	CREDIT AGRICOLE NA COMM PAPER -- 0.000% 08/10/2011	22532CVA9	50,000,000.00	50,000,000.00	0.00	50,000,000.00	194.44	0.00	
	08/10/11	08/10/11	CREDIT AGRICOLE NA COMM PAPER -- 0.000% 08/10/2011	22532CVA9	25,000,000.00	25,000,000.00	0.00	25,000,000.00	97.22	0.00	
	08/11/11	08/11/11	SOCIETE GENERALE NA COMM PAPER -- 0.000% 08/11/2011	83365SVB6	50,000,000.00	50,000,000.00	0.00	50,000,000.00	194.44	0.00	
	08/11/11	08/11/11	SOCIETE GENERALE NA COMM PAPER -- 0.000% 08/11/2011	83365SVB6	50,000,000.00	50,000,000.00	0.00	50,000,000.00	194.44	0.00	
	08/11/11	08/11/11	SOCIETE GENERALE NA COMM PAPER -- 0.000% 08/11/2011	83365SVB6	15,000,000.00	15,000,000.00	0.00	15,000,000.00	58.33	0.00	
	08/11/11	08/11/11	BARCLAYS US FUNDING LLC COMM PAPER -- 0.000% 08/11/2011	06737JVB8	30,000,000.00	30,000,000.00	0.00	30,000,000.00	83.33	0.00	



**Managed Account Security Transactions & Interest**

For the Month Ending **August 31, 2011**

**SAN BERNARDINO COUNTY - 76990800**

Transaction Type	Trade	Settle	Security Description	CUSIP	Par	Principal Proceeds	Accrued Interest	Total	Realized G/L Cost	Realized G/L Amort Cost	Sale Method
<b>MATURITY</b>											
	08/11/11	08/11/11	BARCLAYS US FUNDING LLC COMM PAPER -- 0.000% 08/11/2011	06737JVB8	50,000,000.00	50,000,000.00	0.00	50,000,000.00	138.89	0.00	
	08/11/11	08/11/11	CREDIT AGRICOLE NA COMM PAPER -- 0.000% 08/11/2011	22532CVB7	15,000,000.00	15,000,000.00	0.00	15,000,000.00	58.33	0.00	
	08/11/11	08/11/11	CREDIT AGRICOLE NA COMM PAPER -- 0.000% 08/11/2011	22532CVB7	50,000,000.00	50,000,000.00	0.00	50,000,000.00	194.44	0.00	
	08/11/11	08/11/11	CREDIT AGRICOLE NA COMM PAPER -- 0.000% 08/11/2011	22532CVB7	50,000,000.00	50,000,000.00	0.00	50,000,000.00	194.44	0.00	
	08/11/11	08/11/11	BNP PARIBAS FINANCE INC COMM PAPER -- 0.000% 08/11/2011	0556N1VB6	25,000,000.00	25,000,000.00	0.00	25,000,000.00	15,166.67	0.00	
	08/12/11	08/12/11	BNP PARIBAS SF CERT DEPOS DTD 05/12/2011 0.240% 08/12/2011	05572NDE3	35,000,000.00	35,000,000.00	21,466.67	35,021,466.67	0.00	0.00	
	08/12/11	08/12/11	BARCLAYS US FUNDING LLC COMM PAPER -- 0.000% 08/12/2011	06737JVC6	50,000,000.00	50,000,000.00	0.00	50,000,000.00	138.89	0.00	
	08/12/11	08/12/11	BARCLAYS US FUNDING LLC COMM PAPER -- 0.000% 08/12/2011	06737JVC6	50,000,000.00	50,000,000.00	0.00	50,000,000.00	138.89	0.00	
	08/12/11	08/12/11	BARCLAYS US FUNDING LLC COMM PAPER -- 0.000% 08/12/2011	06737JVC6	50,000,000.00	50,000,000.00	0.00	50,000,000.00	138.89	0.00	
	08/12/11	08/12/11	BANK OF NOVA SCOTIA NY COMM PAPER -- 0.000% 08/12/2011	06416KVC1	50,000,000.00	50,000,000.00	0.00	50,000,000.00	83.33	0.00	
	08/12/11	08/12/11	BANK OF NOVA SCOTIA NY COMM PAPER -- 0.000% 08/12/2011	06416KVC1	50,000,000.00	50,000,000.00	0.00	50,000,000.00	83.33	0.00	





**Managed Account Security Transactions & Interest**

For the Month Ending **August 31, 2011**

**SAN BERNARDINO COUNTY - 76990800**

Transaction Type	Trade	Settle	Security Description	CUSIP	Par	Principal Proceeds	Accrued Interest	Total	Realized G/L Cost	Realized G/L Amort Cost	Sale Method
<b>MATURITY</b>											
	08/15/11	08/15/11	BARCLAYS US FUNDING LLC COMM PAPER -- 0.000% 08/15/2011	06737JVF9	15,000,000.00	15,000,000.00	0.00	15,000,000.00	125.00	0.00	
	08/15/11	08/15/11	BARCLAYS US FUNDING LLC COMM PAPER -- 0.000% 08/15/2011	06737JVF9	50,000,000.00	50,000,000.00	0.00	50,000,000.00	416.67	0.00	
	08/15/11	08/15/11	BANK OF NOVA SCOTIA NY COMM PAPER -- 0.000% 08/15/2011	06416KVF4	50,000,000.00	50,000,000.00	0.00	50,000,000.00	250.00	0.00	
	08/15/11	08/15/11	BANK OF NOVA SCOTIA NY COMM PAPER -- 0.000% 08/15/2011	06416KVF4	50,000,000.00	50,000,000.00	0.00	50,000,000.00	250.00	0.00	
	08/15/11	08/15/11	BARCLAYS US FUNDING LLC COMM PAPER -- 0.000% 08/15/2011	06737JVF9	50,000,000.00	50,000,000.00	0.00	50,000,000.00	416.67	0.00	
	08/15/11	08/15/11	BARCLAYS US FUNDING LLC COMM PAPER -- 0.000% 08/15/2011	06737JVF9	50,000,000.00	50,000,000.00	0.00	50,000,000.00	416.67	0.00	
	08/15/11	08/15/11	TORONTO DOMINION BANK NY CERT DEPOS DTD 07/12/2011 0.120% 08/15/2011	89112YV42	25,000,000.00	25,000,000.00	2,833.33	25,002,833.33	0.00	0.00	
	08/16/11	08/16/11	BANK OF NOVA SCOTIA NY COMM PAPER -- 0.000% 08/16/2011	06416KVG2	50,000,000.00	50,000,000.00	0.00	50,000,000.00	97.22	0.00	
	08/16/11	08/16/11	BANK OF NOVA SCOTIA NY COMM PAPER -- 0.000% 08/16/2011	06416KVG2	50,000,000.00	50,000,000.00	0.00	50,000,000.00	97.22	0.00	
	08/16/11	08/16/11	BARCLAYS US FUNDING LLC COMM PAPER -- 0.000% 08/16/2011	06737JVG7	50,000,000.00	50,000,000.00	0.00	50,000,000.00	166.67	0.00	



**Managed Account Security Transactions & Interest**

For the Month Ending **August 31, 2011**

**SAN BERNARDINO COUNTY - 76990800**

Transaction Type	Trade	Settle	Security Description	CUSIP	Par	Principal Proceeds	Accrued Interest	Total	Realized G/L Cost	Realized G/L Amort Cost	Sale Method
<b>MATURITY</b>											
	08/16/11	08/16/11	BARCLAYS US FUNDING LLC COMM PAPER -- 0.000% 08/16/2011	06737JVG7	10,000,000.00	10,000,000.00	0.00	10,000,000.00	33.33	0.00	
	08/16/11	08/16/11	BARCLAYS US FUNDING LLC COMM PAPER -- 0.000% 08/16/2011	06737JVG7	50,000,000.00	50,000,000.00	0.00	50,000,000.00	166.67	0.00	
	08/16/11	08/16/11	BARCLAYS US FUNDING LLC COMM PAPER -- 0.000% 08/16/2011	06737JVG7	50,000,000.00	50,000,000.00	0.00	50,000,000.00	166.67	0.00	
	08/17/11	08/17/11	BARCLAYS US FUNDING LLC COMM PAPER -- 0.000% 08/17/2011	06737JVH5	50,000,000.00	50,000,000.00	0.00	50,000,000.00	138.89	0.00	
	08/17/11	08/17/11	BARCLAYS US FUNDING LLC COMM PAPER -- 0.000% 08/17/2011	06737JVH5	50,000,000.00	50,000,000.00	0.00	50,000,000.00	138.89	0.00	
	08/17/11	08/17/11	BARCLAYS US FUNDING LLC COMM PAPER -- 0.000% 08/17/2011	06737JVH5	50,000,000.00	50,000,000.00	0.00	50,000,000.00	138.89	0.00	
	08/17/11	08/17/11	BARCLAYS US FUNDING LLC COMM PAPER -- 0.000% 08/17/2011	06737JVH5	10,000,000.00	10,000,000.00	0.00	10,000,000.00	27.78	0.00	
	08/17/11	08/17/11	BANK OF NOVA SCOTIA NY COMM PAPER -- 0.000% 08/17/2011	06416KVH0	50,000,000.00	50,000,000.00	0.00	50,000,000.00	69.44	0.00	
	08/17/11	08/17/11	BANK OF NOVA SCOTIA NY COMM PAPER -- 0.000% 08/17/2011	06416KVH0	50,000,000.00	50,000,000.00	0.00	50,000,000.00	69.44	0.00	
	08/18/11	08/18/11	BARCLAYS US FUNDING LLC COMM PAPER -- 0.000% 08/18/2011	06737JVJ1	50,000,000.00	50,000,000.00	0.00	50,000,000.00	138.89	0.00	



**Managed Account Security Transactions & Interest**

For the Month Ending **August 31, 2011**

**SAN BERNARDINO COUNTY - 76990800**

Transaction Type	Trade	Settle	Security Description	CUSIP	Par	Principal Proceeds	Accrued Interest	Total	Realized G/L Cost	Realized G/L Amort Cost	Sale Method
<b>MATURITY</b>											
	08/18/11	08/18/11	BARCLAYS US FUNDING LLC COMM PAPER -- 0.000% 08/18/2011	06737JVJ1	10,000,000.00	10,000,000.00	0.00	10,000,000.00	27.78	0.00	
	08/18/11	08/18/11	BANK OF MONTREAL CHICAGO CERT DEPOS DTD 08/11/2011 0.090% 08/18/2011	06366WEH3	50,000,000.00	50,000,000.00	875.00	50,000,875.00	0.00	0.00	
	08/18/11	08/18/11	BARCLAYS US FUNDING LLC COMM PAPER -- 0.000% 08/18/2011	06737JVJ1	50,000,000.00	50,000,000.00	0.00	50,000,000.00	138.89	0.00	
	08/18/11	08/18/11	BARCLAYS US FUNDING LLC COMM PAPER -- 0.000% 08/18/2011	06737JVJ1	50,000,000.00	50,000,000.00	0.00	50,000,000.00	138.89	0.00	
	08/18/11	08/18/11	SVENSKA HANDELSBANKEN NY CERT DEPOS DTD 05/18/2011 0.195% 08/18/2011	86959BUD5	15,000,000.00	15,000,000.00	7,475.00	15,007,475.00	(574.80)	0.00	
	08/18/11	08/18/11	SVENSKA HANDELSBANKEN NY CERT DEPOS DTD 05/18/2011 0.195% 08/18/2011	86959BUD5	50,000,000.00	50,000,000.00	24,916.67	50,024,916.67	(1,811.12)	0.00	
	08/18/11	08/18/11	BANK OF NOVA SCOTIA NY COMM PAPER -- 0.000% 08/18/2011	06416KVJ6	50,000,000.00	50,000,000.00	0.00	50,000,000.00	69.44	0.00	
	08/18/11	08/18/11	BANK OF NOVA SCOTIA NY COMM PAPER -- 0.000% 08/18/2011	06416KVJ6	50,000,000.00	50,000,000.00	0.00	50,000,000.00	69.44	0.00	
	08/19/11	08/19/11	BARCLAYS US FUNDING LLC COMM PAPER -- 0.000% 08/19/2011	06737JVK8	50,000,000.00	50,000,000.00	0.00	50,000,000.00	138.89	0.00	
	08/19/11	08/19/11	BARCLAYS US FUNDING LLC COMM PAPER -- 0.000% 08/19/2011	06737JVK8	25,000,000.00	25,000,000.00	0.00	25,000,000.00	69.44	0.00	



**Managed Account Security Transactions & Interest**

For the Month Ending **August 31, 2011**

**SAN BERNARDINO COUNTY - 76990800**

Transaction Type	Trade	Settle	Security Description	CUSIP	Par	Principal Proceeds	Accrued Interest	Total	Realized G/L Cost	Realized G/L Amort Cost	Sale Method
<b>MATURITY</b>											
	08/19/11	08/19/11	BARCLAYS US FUNDING LLC COMM PAPER -- 0.000% 08/19/2011	06737JVK8	50,000,000.00	50,000,000.00	0.00	50,000,000.00	138.89	0.00	
	08/19/11	08/19/11	BANK OF NOVA SCOTIA NY COMM PAPER -- 0.000% 08/19/2011	06416KVK3	50,000,000.00	50,000,000.00	0.00	50,000,000.00	69.44	0.00	
	08/19/11	08/19/11	BANK OF NOVA SCOTIA NY COMM PAPER -- 0.000% 08/19/2011	06416KVK3	50,000,000.00	50,000,000.00	0.00	50,000,000.00	69.44	0.00	
	08/19/11	08/19/11	BANK OF NOVA SCOTIA NY COMM PAPER -- 0.000% 08/19/2011	06416KVK3	25,000,000.00	25,000,000.00	0.00	25,000,000.00	34.72	0.00	
	08/19/11	08/19/11	FFCB BONDS (CALLED OMD, 02/19/13) DTD 02/19/2010 1.670% 08/19/2011	31331JEK5	25,000,000.00	25,000,000.00	0.00	25,000,000.00	112,500.00	0.00	
	08/22/11	08/22/11	BARCLAYS US FUNDING LLC COMM PAPER -- 0.000% 08/22/2011	06737JVN2	50,000,000.00	50,000,000.00	0.00	50,000,000.00	416.67	0.00	
	08/22/11	08/22/11	BARCLAYS US FUNDING LLC COMM PAPER -- 0.000% 08/22/2011	06737JVN2	25,000,000.00	25,000,000.00	0.00	25,000,000.00	208.33	0.00	
	08/22/11	08/22/11	BARCLAYS US FUNDING LLC COMM PAPER -- 0.000% 08/22/2011	06737JVN2	50,000,000.00	50,000,000.00	0.00	50,000,000.00	416.67	0.00	
	08/22/11	08/22/11	BARCLAYS US FUNDING LLC COMM PAPER -- 0.000% 08/22/2011	06737JVN2	50,000,000.00	50,000,000.00	0.00	50,000,000.00	416.67	0.00	
	08/22/11	08/22/11	BANK OF NOVA SCOTIA NY COMM PAPER -- 0.000% 08/22/2011	06416KVN7	11,000,000.00	11,000,000.00	0.00	11,000,000.00	45.83	0.00	



**Managed Account Security Transactions & Interest**

For the Month Ending **August 31, 2011**

**SAN BERNARDINO COUNTY - 76990800**

Transaction Type	Trade	Settle	Security Description	CUSIP	Par	Principal Proceeds	Accrued Interest	Total	Realized G/L Cost	Realized G/L Amort Cost	Sale Method
<b>MATURITY</b>											
	08/22/11	08/22/11	BANK OF NOVA SCOTIA NY COMM PAPER -- 0.000% 08/22/2011	06416KVN7	50,000,000.00	50,000,000.00	0.00	50,000,000.00	208.33	0.00	
	08/22/11	08/22/11	BANK OF NOVA SCOTIA NY COMM PAPER -- 0.000% 08/22/2011	06416KVN7	45,000,000.00	45,000,000.00	0.00	45,000,000.00	187.50	0.00	
	08/23/11	08/23/11	BANK OF NOVA SCOTIA NY COMM PAPER -- 0.000% 08/23/2011	06416KVP2	50,000,000.00	50,000,000.00	0.00	50,000,000.00	69.44	0.00	
	08/23/11	08/23/11	BANK OF NOVA SCOTIA NY COMM PAPER -- 0.000% 08/23/2011	06416KVP2	45,000,000.00	45,000,000.00	0.00	45,000,000.00	62.50	0.00	
	08/23/11	08/23/11	BARCLAYS US FUNDING LLC COMM PAPER -- 0.000% 08/23/2011	06737JVP7	50,000,000.00	50,000,000.00	0.00	50,000,000.00	138.89	0.00	
	08/23/11	08/23/11	BARCLAYS US FUNDING LLC COMM PAPER -- 0.000% 08/23/2011	06737JVP7	15,000,000.00	15,000,000.00	0.00	15,000,000.00	41.67	0.00	
	08/23/11	08/23/11	BARCLAYS US FUNDING LLC COMM PAPER -- 0.000% 08/23/2011	06737JVP7	50,000,000.00	50,000,000.00	0.00	50,000,000.00	138.89	0.00	
	08/23/11	08/23/11	BARCLAYS US FUNDING LLC COMM PAPER -- 0.000% 08/23/2011	06737JVP7	50,000,000.00	50,000,000.00	0.00	50,000,000.00	138.89	0.00	
	08/24/11	08/24/11	TORONTO DOMINION BANK NY CERT DEPOS DTD 07/15/2011 0.110% 08/24/2011	89112YX81	25,000,000.00	25,000,000.00	3,055.56	25,003,055.56	0.00	0.00	
	08/24/11	08/24/11	BARCLAYS US FUNDING LLC COMM PAPER -- 0.000% 08/24/2011	06737JVO5	50,000,000.00	50,000,000.00	0.00	50,000,000.00	138.89	0.00	



**Managed Account Security Transactions & Interest**

For the Month Ending **August 31, 2011**

**SAN BERNARDINO COUNTY - 76990800**

Transaction Type	Trade	Settle	Security Description	CUSIP	Par	Principal Proceeds	Accrued Interest	Total	Realized G/L Cost	Realized G/L Amort Cost	Sale Method
<b>MATURITY</b>											
	08/24/11	08/24/11	BARCLAYS US FUNDING LLC COMM PAPER -- 0.000% 08/24/2011	06737JVQ5	25,000,000.00	25,000,000.00	0.00	25,000,000.00	69.44	0.00	
	08/24/11	08/24/11	BARCLAYS US FUNDING LLC COMM PAPER -- 0.000% 08/24/2011	06737JVQ5	50,000,000.00	50,000,000.00	0.00	50,000,000.00	138.89	0.00	
	08/24/11	08/24/11	BARCLAYS US FUNDING LLC COMM PAPER -- 0.000% 08/24/2011	06737JVQ5	50,000,000.00	50,000,000.00	0.00	50,000,000.00	138.89	0.00	
	08/24/11	08/24/11	BANK OF NOVA SCOTIA NY COMM PAPER -- 0.000% 08/24/2011	06416KVO0	50,000,000.00	50,000,000.00	0.00	50,000,000.00	69.44	0.00	
	08/24/11	08/24/11	BANK OF NOVA SCOTIA NY COMM PAPER -- 0.000% 08/24/2011	06416KVQ0	35,000,000.00	35,000,000.00	0.00	35,000,000.00	48.61	0.00	
	08/25/11	08/25/11	BANK OF NOVA SCOTIA NY COMM PAPER -- 0.000% 08/25/2011	06416KVR8	50,000,000.00	50,000,000.00	0.00	50,000,000.00	69.44	0.00	
	08/25/11	08/25/11	BANK OF NOVA SCOTIA NY COMM PAPER -- 0.000% 08/25/2011	06416KVR8	35,000,000.00	35,000,000.00	0.00	35,000,000.00	48.61	0.00	
	08/25/11	08/25/11	BARCLAYS US FUNDING LLC COMM PAPER -- 0.000% 08/25/2011	06737JVR3	50,000,000.00	50,000,000.00	0.00	50,000,000.00	138.89	0.00	
	08/25/11	08/25/11	BARCLAYS US FUNDING LLC COMM PAPER -- 0.000% 08/25/2011	06737JVR3	50,000,000.00	50,000,000.00	0.00	50,000,000.00	138.89	0.00	
	08/25/11	08/25/11	BARCLAYS US FUNDING LLC COMM PAPER -- 0.000% 08/25/2011	06737JVR3	50,000,000.00	50,000,000.00	0.00	50,000,000.00	138.89	0.00	



**Managed Account Security Transactions & Interest**

For the Month Ending **August 31, 2011**

**SAN BERNARDINO COUNTY - 76990800**

Transaction Type		Security Description	CUSIP	Par	Principal Proceeds	Accrued Interest	Total	Realized G/L Cost	Realized G/L Amort Cost	Sale Method
Trade	Settle									
<b>MATURITY</b>										
08/25/11	08/25/11	BARCLAYS US FUNDING LLC COMM PAPER -- 0.000% 08/25/2011	06737JVR3	5,000,000.00	5,000,000.00	0.00	5,000,000.00	13.89	0.00	
08/25/11	08/25/11	FFCB BONDS DTD 06/25/2008 3.875% 08/25/2011	31331YZ86	50,000,000.00	50,000,000.00	0.00	50,000,000.00	(894,000.00)	0.00	
08/25/11	08/25/11	FFCB BONDS DTD 06/25/2008 3.875% 08/25/2011	31331YZ86	25,000,000.00	25,000,000.00	0.00	25,000,000.00	(518,000.00)	0.00	
08/26/11	08/26/11	BARCLAYS US FUNDING LLC COMM PAPER -- 0.000% 08/26/2011	06737JVS1	50,000,000.00	50,000,000.00	0.00	50,000,000.00	138.89	0.00	
08/26/11	08/26/11	BARCLAYS US FUNDING LLC COMM PAPER -- 0.000% 08/26/2011	06737JVS1	50,000,000.00	50,000,000.00	0.00	50,000,000.00	138.89	0.00	
08/26/11	08/26/11	BARCLAYS US FUNDING LLC COMM PAPER -- 0.000% 08/26/2011	06737JVS1	50,000,000.00	50,000,000.00	0.00	50,000,000.00	138.89	0.00	
08/26/11	08/26/11	BARCLAYS US FUNDING LLC COMM PAPER -- 0.000% 08/26/2011	06737JVS1	25,000,000.00	25,000,000.00	0.00	25,000,000.00	69.44	0.00	
08/26/11	08/26/11	BANK OF NOVA SCOTIA NY COMM PAPER -- 0.000% 08/26/2011	06416KVS6	50,000,000.00	50,000,000.00	0.00	50,000,000.00	69.44	0.00	
08/26/11	08/26/11	BANK OF NOVA SCOTIA NY COMM PAPER -- 0.000% 08/26/2011	06416KVS6	43,000,000.00	43,000,000.00	0.00	43,000,000.00	59.72	0.00	
08/29/11	08/29/11	BARCLAYS US FUNDING LLC COMM PAPER -- 0.000% 08/29/2011	06737JV4	50,000,000.00	50,000,000.00	0.00	50,000,000.00	416.67	0.00	
08/29/11	08/29/11	BARCLAYS US FUNDING LLC COMM PAPER -- 0.000% 08/29/2011	06737JV4	50,000,000.00	50,000,000.00	0.00	50,000,000.00	416.67	0.00	



**Managed Account Security Transactions & Interest**

For the Month Ending **August 31, 2011**

**SAN BERNARDINO COUNTY - 76990800**

Transaction Type	Trade	Settle	Security Description	CUSIP	Par	Principal Proceeds	Accrued Interest	Total	Realized G/L Cost	Realized G/L Amort Cost	Sale Method
<b>MATURITY</b>											
	08/29/11	08/29/11	BARCLAYS US FUNDING LLC COMM PAPER -- 0.000% 08/29/2011	06737JVV4	50,000,000.00	50,000,000.00	0.00	50,000,000.00	416.67	0.00	
	08/29/11	08/29/11	BARCLAYS US FUNDING LLC COMM PAPER -- 0.000% 08/29/2011	06737JVV4	25,000,000.00	25,000,000.00	0.00	25,000,000.00	208.33	0.00	
	08/30/11	08/30/11	BANK OF NOVA SCOTIA NY COMM PAPER -- 0.000% 08/30/2011	06416KVV7	45,000,000.00	45,000,000.00	0.00	45,000,000.00	250.00	0.00	
	08/30/11	08/30/11	BARCLAYS US FUNDING LLC COMM PAPER -- 0.000% 08/30/2011	06737JVW2	18,000,000.00	18,000,000.00	0.00	18,000,000.00	50.00	0.00	
	08/30/11	08/30/11	BANK OF NOVA SCOTIA NY COMM PAPER -- 0.000% 08/30/2011	06416KVV7	50,000,000.00	50,000,000.00	0.00	50,000,000.00	277.78	0.00	
	08/30/11	08/30/11	BARCLAYS US FUNDING LLC COMM PAPER -- 0.000% 08/30/2011	06737JVW2	50,000,000.00	50,000,000.00	0.00	50,000,000.00	138.89	0.00	
	08/30/11	08/30/11	BARCLAYS US FUNDING LLC COMM PAPER -- 0.000% 08/30/2011	06737JVW2	50,000,000.00	50,000,000.00	0.00	50,000,000.00	138.89	0.00	
	08/30/11	08/30/11	BARCLAYS US FUNDING LLC COMM PAPER -- 0.000% 08/30/2011	06737JVW2	50,000,000.00	50,000,000.00	0.00	50,000,000.00	138.89	0.00	
	08/31/11	08/31/11	BANK OF NOVA SCOTIA NY COMM PAPER -- 0.000% 08/31/2011	06416KVX5	50,000,000.00	50,000,000.00	0.00	50,000,000.00	69.44	0.00	
	08/31/11	08/31/11	BANK OF NOVA SCOTIA NY COMM PAPER -- 0.000% 08/31/2011	06416KVX5	35,000,000.00	35,000,000.00	0.00	35,000,000.00	48.61	0.00	





**Managed Account Security Transactions & Interest**

For the Month Ending **August 31, 2011**

**SAN BERNARDINO COUNTY - 76990800**

Transaction Type	Trade	Settle	Security Description	CUSIP	Par	Principal Proceeds	Accrued Interest	Total	Realized G/L Cost	Realized G/L Amort Cost	Sale Method
<b>MATURITY</b>											
	08/31/11	08/31/11	BARCLAYS US FUNDING LLC COMM PAPER -- 0.000% 08/31/2011	06737JVX0	50,000,000.00	50,000,000.00	0.00	50,000,000.00	138.89	0.00	
	08/31/11	08/31/11	BARCLAYS US FUNDING LLC COMM PAPER -- 0.000% 08/31/2011	06737JVX0	25,000,000.00	25,000,000.00	0.00	25,000,000.00	69.44	0.00	
	08/31/11	08/31/11	BARCLAYS US FUNDING LLC COMM PAPER -- 0.000% 08/31/2011	06737JVX0	50,000,000.00	50,000,000.00	0.00	50,000,000.00	138.89	0.00	
	08/31/11	08/31/11	BARCLAYS US FUNDING LLC COMM PAPER -- 0.000% 08/31/2011	06737JVX0	50,000,000.00	50,000,000.00	0.00	50,000,000.00	138.89	0.00	
<b>Transaction Type Sub-Total</b>					<b>7,646,000,000.00</b>	<b>7,646,000,000.00</b>	<b>74,525.01</b>	<b>7,646,074,525.01</b>	<b>(1,039,811.81)</b>	<b>0.00</b>	
<b>Managed Account Sub-Total</b>						<b>(237,897,253.16)</b>	<b>4,693,363.11</b>	<b>(233,203,890.05)</b>	<b>(1,039,811.81)</b>	<b>0.00</b>	
<b>Total Security Transactions</b>						<b>(237,897,253.16)</b>	<b>4,693,363.11</b>	<b>(233,203,890.05)</b>	<b>(1,039,811.81)</b>	<b>0.00</b>	

Bolded items are forward settling trades.