



Customer Service  
PO Box 11813  
Harrisburg, PA 17108-1813

## ACCOUNT STATEMENT

For the Month Ending  
**January 31, 2011**

### SAN BERNARDINO COUNTY

#### Client Management Team

##### **Kenneth Schiebel, CFA**

Managing Director  
One Keystone Plaza, Suite 300  
Harrisburg, PA 17101  
717-232-2723  
schiebelk@pfm.com

#### Contents

Cover/Disclosures  
Summary Statement  
Individual Accounts

#### Accounts included in Statement

76990800                      SAN BERNARDINO COUNTY

SAN BERNARDINO COUNTY  
JOHN JOHNSON  
172 WEST THIRD STREET  
1ST FLOOR  
SAN BERNARDINO, CA 92415

**Online Access**    [www.pfm.com](http://www.pfm.com)

**Customer Service**    1-717-232-2723

**Important Disclosures****Important Disclosures**

This statement is for general information purposes only and is not intended to provide specific advice or recommendations. PFM Asset Management LLC ("PFM") is an investment advisor registered with the Securities and Exchange Commission, and is required to maintain a written disclosure statement of our background and business experience. If you would like to receive a copy of our current disclosure statement, please contact Service Operations at the address below.

**Proxy Voting** PFM does not normally receive proxies to vote on behalf of its clients. However, it does on occasion receive consent requests. In the event a consent request is received the portfolio manager contacts the client and then proceeds according to their instructions. PFM's Proxy Voting Policy is available upon request by contacting Service Operations at the address below.

**Questions About an Account** PFM's monthly statement is intended to detail our investment advisory activity as well as the activity of any accounts held by clients in pools that are managed by PFM. The custodian bank maintains the control of assets and executes (i.e., settles) all investment transactions. The custodian statement is the official record of security and cash holdings and transactions. PFM recognizes that clients may use these reports to facilitate record keeping; therefore the custodian bank statement and the PFM statement should be reconciled and differences resolved. Many custodians use a settlement date basis which may result in the need to reconcile due to a timing difference.

**Account Control** PFM does not have the authority to withdraw funds from or deposit funds to the custodian. Our clients retain responsibility for their internal accounting policies; implementing and enforcing internal controls and generating ledger entries or otherwise recording transactions.

**Market Value** Generally, PFM's market prices are derived from closing bid prices as of the last business day of the month as supplied by Interactive Data, Bloomberg or Telerate. Where prices are not available from generally recognized sources the securities are priced using a yield-based matrix system to arrive at an estimated market value. Prices that fall between data points are interpolated. Non-negotiable FDIC-insured bank certificates of deposit are priced at par. Although PFM believes the prices to be reliable, the values of the securities do not always represent the prices at which the securities could have been bought or sold. Explanation of the valuation methods for money market and TERM funds is contained in the appropriate fund information statement.

**Amortized Cost** The original cost of the principal of the security is adjusted for the amount of the periodic reduction of any discount or premium from the purchase date until the date of the report. Discount or premium with respect to short term securities (those with less than one year to maturity at time of issuance) is amortized on a straightline basis. Such discount or premium with respect to longer term securities is amortized using the constant yield basis.

**Tax Reporting** Cost data and realized gains / losses are provided for informational purposes only. Please review for accuracy and consult your tax advisor to determine the tax consequences of your security transactions. PFM does not report such information to the IRS or other taxing authorities and is not responsible for the accuracy of such information that may be required to be reported to federal, state or other taxing authorities.

**Financial Situation** In order to better serve you, PFM should be promptly notified of any material change in your investment objective or financial situation.

**Callable Securities** Securities subject to redemption prior to maturity may be redeemed in whole or in part before maturity, which could affect the yield represented.

**Portfolio** The securities in this portfolio, including shares of mutual funds, are not guaranteed or otherwise protected by PFM, the FDIC (except for certain non-negotiable certificates of deposit) or any government agency. Investment in securities involves risks, including the possible loss of the amount invested.

**Rating** Information provided for ratings is based upon a good faith inquiry of selected sources, but its accuracy and completeness cannot be guaranteed. Shares of some money market and TERM funds are marketed through representatives of PFM's wholly owned subsidiary, PFM Fund Distributors, Inc. PFM Fund Distributors, Inc. is registered with the SEC as a broker/dealer and is a member of the Financial Industry Regulatory Authority ("FINRA") and the Municipal Securities Rulemaking Board ("MSRB"). You may reach the FINRA by calling the FINRA Regulator Public Disclosure Hotline at 1-888-289-9999 or at the FINRA Regulation Internet website address [www.nasd.com](http://www.nasd.com). A brochure describing the FINRA Regulation Public Disclosure Program is also available from the FINRA upon request.

**Key Terms and Definitions**

**Dividends** on money market funds consist of interest earned, plus any discount ratably amortized to the date of maturity, plus all realized gains and losses on the sale of securities prior to maturity, less ratably amortization of any premium and all accrued expenses to the fund. Dividends are accrued daily and may be paid either monthly or quarterly. The monthly earnings on this statement represent the estimated dividend accrued for the month for any program that distributes earnings on a quarterly basis. There is no guarantee that the estimated amount will be paid on the actual distribution date.

**Current Yield** is the net change, exclusive of capital changes and income other than investment income, in the value of a hypothetical fund account with a balance of one share over the seven-day base period including the statement date, expressed as a percentage of the value of one share (normally \$1.00 per share) at the beginning of the seven-day period. This resulting net change in account value is then annualized by multiplying it by 365 and dividing the result by 7. The yields quoted should not be considered a representation of the yield of the fund in the future, since the yield is not fixed.

**Average maturity** represents the average maturity of all securities and investments of a portfolio, determined by multiplying the par or principal value of each security or investment by its maturity (days or years), summing the products, and dividing the sum by the total principal value of the portfolio. The stated maturity date of mortgage backed or callable securities are used in this statement. However the actual maturity of these securities could vary depending on the level or prepayments on the underlying mortgages or whether a callable security has or is still able to be called.

**Monthly distribution yield** represents the net change in the value of one share (normally \$1.00 per share) resulting from all dividends declared during the month by a fund expressed as a percentage of the value of one share at the beginning of the month. This resulting net change is then annualized by multiplying it by 365 and dividing it by the number of calendar days in the month.

**YTM at Cost** The yield to maturity at cost is the expected rate of return, based on the original cost, the annual interest receipts, maturity value and the time period from purchase date to maturity, stated as a percentage.

**YTM at Market** The yield to maturity at market is the rate of return, based on the current market value, the annual interest receipts, maturity value and the time period from purchase date to maturity, stated as a percentage.

**Managed Account** A portfolio of investments managed discretely by PFM according to the client's specific investment policy and requirements. The investments are directly owned by the client and held by the client's custodian.

**Unsettled Trade** A trade which has been executed however the final consummation of the security transaction and payment has not yet taken place.

Please review the detail pages of this statement carefully. If you think your statement is wrong, missing account information, or if you need more information about a transaction, please contact PFM within 60 days of receipt. If you have other concerns or questions regarding your account you should contact a member of your client management team or PFM Service Operations at the address below.

PFM Asset Management LLC  
Attn: Service Operations  
One Keystone Plaza, Suite 300  
N. Front & Market Sts  
Harrisburg, PA 17101



**Account Statement**

For the Month Ending **January 31, 2011**

**Consolidated Summary Statement**

SAN BERNARDINO COUNTY

**Portfolio Summary**

Portfolio Holdings	Cash Dividends and Income	Closing Market Value
PFM Managed Account	2,993,336.24	4,686,865,217.00
Cash Balance	0.00	299,465,883.06
<b>Total</b>	<b>\$2,993,336.24</b>	<b>\$4,986,331,100.06</b>

**Investment Allocation**

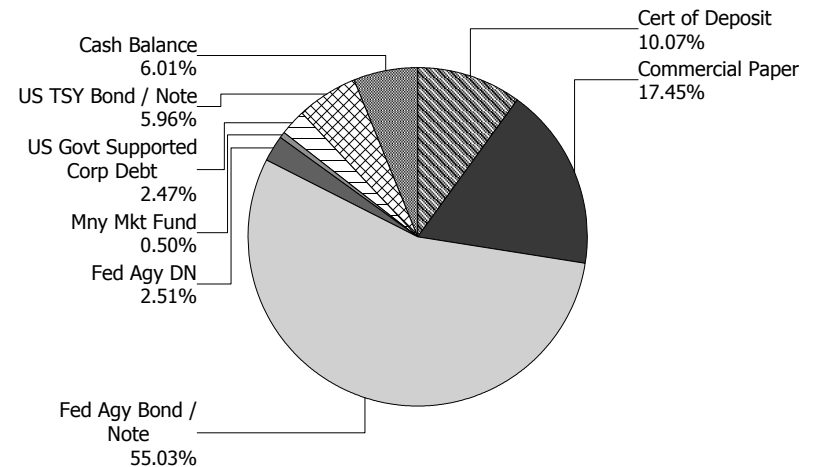
Investment Type	Closing Market Value	Percent
Certificate of Deposit	502,069,619.24	10.07
Commercial Paper	869,878,225.00	17.45
Federal Agency Bond / Note	2,744,202,434.28	55.03
Federal Agency Discount Note	124,944,537.00	2.51
Money Market Fund	25,000,000.00	0.50
U.S. Government Supported Corporate Debt	123,375,017.10	2.47
U.S. Treasury Bond / Note	297,395,384.38	5.96
Cash Balance	299,465,883.06	6.01
<b>Total</b>	<b>\$4,986,331,100.06</b>	<b>100.00%</b>

**Maturity Distribution**

Portfolio Holdings	Closing Market Value	Percent
Under 30 days	1,636,644,220.30	32.83
31 to 60 days	317,817,508.10	6.37
61 to 90 days	240,357,636.30	4.82
91 to 180 days	573,287,592.03	11.50
181 days to 1 year	173,078,107.20	3.47
1 to 2 years	990,751,671.79	19.87
2 to 3 years	1,004,446,364.34	20.14
3 to 4 years	49,948,000.00	1.00
4 to 5 years	0.00	0.00
Over 5 years	0.00	0.00
<b>Total</b>	<b>\$4,986,331,100.06</b>	<b>100.00%</b>

**Weighted Average Days to Maturity 352**

**Sector Allocation**





## Managed Account Summary Statement

For the Month Ending **January 31, 2011**

SAN BERNARDINO COUNTY - 76990800

### Transaction Summary - Managed Account

<b>Opening Market Value</b>	<b>\$4,787,799,941.97</b>
Maturities/Calls	(5,615,485,000.00)
Principal Dispositions	(61,000,000.00)
Principal Acquisitions	5,526,671,245.22
Unsettled Trades	49,905,000.00
Change in Current Value	(1,025,970.19)
<b>Closing Market Value</b>	<b>\$4,686,865,217.00</b>

### Cash Transactions Summary - Managed Account

Maturities/Calls	5,615,598,788.13
Sale Proceeds	61,000,000.00
Coupon/Interest Income	4,543,487.39
Principal Payments	0.00
Security Purchases	(5,526,851,467.84)
Net Cash Contribution	(154,290,807.68)
Reconciling Transactions	0.00

### Earnings Reconciliation (Cash Basis) - Managed Account

Interest/Coupons Received	4,657,275.52
Less Purchased Interest Related to Interest/Coupons	(180,222.62)
Plus Net Realized Gains/Losses	(1,483,716.66)
<b>Total Cash Basis Earnings</b>	<b>\$2,993,336.24</b>

### Cash Balance

<b>Closing Cash Balance</b>	<b>\$0.00</b>
-----------------------------	---------------

### Earnings Reconciliation (Accrual Basis)

	<b>Total</b>
Ending Amortized Value of Securities	4,678,305,813.11
Ending Accrued Interest	14,645,627.61
Plus Proceeds from Sales	61,000,000.00
Plus Proceeds of Maturities/Calls/Principal Payments	5,615,598,788.13
Plus Coupons Received	4,543,487.39
Less Cost of New Purchases	(5,576,756,467.84)
Less Beginning Amortized Value of Securities	(4,779,308,380.47)
Less Beginning Accrued Interest	(14,533,999.47)
<b>Total Accrual Basis Earnings</b>	<b>\$3,494,868.46</b>



## Portfolio Summary and Statistics

For the Month Ending **January 31, 2011**

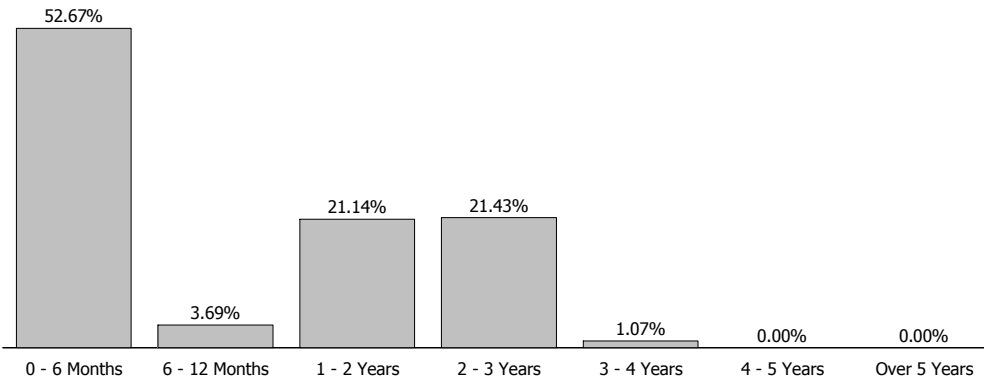
**SAN BERNARDINO COUNTY - 76990800**

### Account Summary

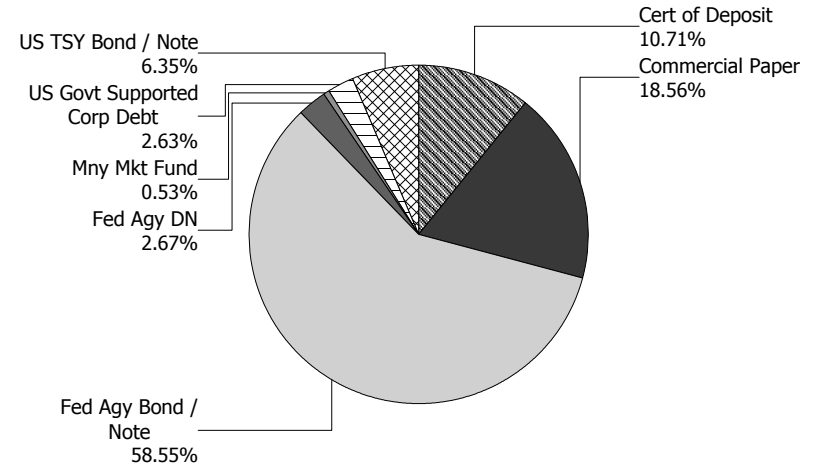
Description	Par Value	Market Value	Percent
U.S. Treasury Bond / Note	295,000,000.00	297,395,384.38	6.35
U.S. Government Supported Corporate Debt	122,100,000.00	123,375,017.10	2.63
Money Market Fund	25,000,000.00	25,000,000.00	0.53
Federal Agency Discount Note	125,000,000.00	124,944,537.00	2.67
Federal Agency Bond / Note	2,726,074,000.00	2,744,202,434.28	58.55
Commercial Paper	870,000,000.00	869,878,225.00	18.56
Certificate of Deposit	502,100,000.00	502,069,619.24	10.71
<b>Managed Account Sub-Total</b>	<b>4,665,274,000.00</b>	<b>4,686,865,217.00</b>	<b>100.00%</b>
Accrued Interest		14,645,627.61	
<b>Total Portfolio</b>	<b>4,665,274,000.00</b>	<b>4,701,510,844.61</b>	

**Unsettled Trades** **50,000,000.00**    **49,948,000.00**

### Maturity Distribution



### Sector Allocation



### Characteristics

Yield to Maturity at Cost	0.91%
Yield to Maturity at Market	0.51%
Duration to Worst	0.87
Weighted Average Days to Maturity	375



## Managed Account Issuer Summary

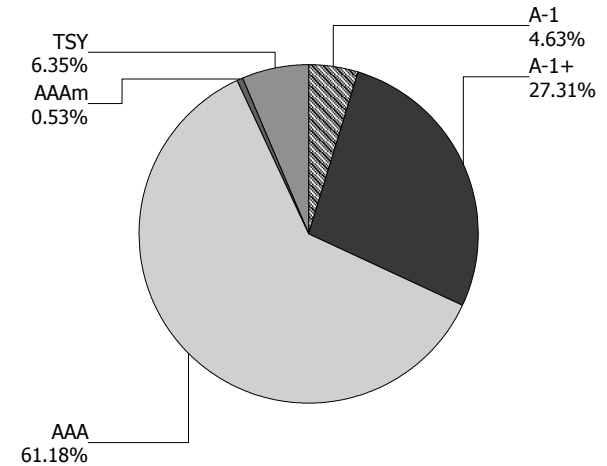
For the Month Ending **January 31, 2011**

SAN BERNARDINO COUNTY - 76990800

### Issuer Summary

Issuer	Market Value of Holdings	Percent
BARCLAYS PLC	99,999,500.00	2.13
BNP PARIBAS	164,958,826.75	3.52
CITIGROUP INC	25,451,650.00	0.54
CREDIT AGRICOLE SA	99,999,500.00	2.13
FANNIE MAE	1,046,141,538.24	22.33
FEDERAL FARM CREDIT BANKS	536,129,299.30	11.44
FEDERAL HOME LOAN BANKS	716,022,597.88	15.28
FEDERATED INVESTORS INC	2,000,000.00	0.04
FREDDIE MAC	570,853,535.86	12.18
GENERAL ELECTRIC CO	197,592,842.10	4.22
GOLDMAN SACHS GROUP INC	73,320,050.00	1.56
JP MORGAN CHASE & CO	99,984,170.00	2.13
NORDEA BANK AB	179,989,372.75	3.84
RABOBANK NEDERLAND	149,955,375.50	3.20
SOCIETE GENERALE	117,099,432.49	2.50
SVENSKA HANDELSBANKEN	144,993,581.00	3.09
TORONTO-DOMINION BANK	74,979,039.75	1.60
UNITED STATES TREASURY	297,395,384.38	6.35
US BANCORP	39,999,800.00	0.85
WESTPAC BANKING CORP NY	49,999,721.00	1.07
<b>Total</b>	<b>\$4,686,865,217.00</b>	<b>100.00%</b>

### Credit Quality (S&P Ratings)





**Managed Account Detail of Securities Held**

For the Month Ending **January 31, 2011**

**SAN BERNARDINO COUNTY - 76990800**

<b>Security Type/Description</b>	<b>Dated Date/Coupon/Maturity</b>	<b>CUSIP</b>	<b>Par</b>	<b>S&amp;P Rating</b>	<b>Moody's Rating</b>	<b>Trade Date</b>	<b>Settle Date</b>	<b>Original Cost</b>	<b>YTM at Cost</b>	<b>Accrued Interest</b>	<b>Amortized Cost</b>	<b>Market Value</b>
<b>U.S. Treasury Bond / Note</b>												
US TREASURY NOTES DTD 02/15/2001 5.000% 02/15/2011		9128276T4	20,000,000.00	TSY	TSY	12/28/09	12/29/09	20,990,625.00	0.60	461,956.52	20,033,405.80	20,035,937.50
US TREASURY NOTES DTD 02/28/2009 0.875% 02/28/2011		912828KE9	25,000,000.00	TSY	TSY	12/04/09	12/07/09	25,118,164.06	0.49	93,059.39	25,007,184.25	25,011,725.00
US TREASURY NOTES DTD 02/28/2009 0.875% 02/28/2011		912828KE9	25,000,000.00	TSY	TSY	02/17/10	02/18/10	25,127,929.69	0.38	93,059.39	25,009,294.75	25,011,725.00
US TREASURY NOTES DTD 03/31/2006 4.750% 03/31/2011		912828FA3	25,000,000.00	TSY	TSY	01/12/10	01/13/10	26,283,203.13	0.49	404,532.97	25,169,086.25	25,181,650.00
US TREASURY NOTES DTD 04/30/2009 0.875% 04/30/2011		912828KL3	50,000,000.00	TSY	TSY	12/22/09	12/23/09	50,175,781.25	0.61	112,396.41	50,031,664.00	50,084,000.00
US TREASURY NOTES DTD 05/31/2009 0.875% 05/31/2011		912828KU3	25,000,000.00	TSY	TSY	05/03/10	05/04/10	25,104,492.18	0.48	37,860.58	25,031,851.25	25,055,675.00
US TREASURY NOTES DTD 07/31/2006 4.875% 07/31/2011		912828FN5	25,000,000.00	TSY	TSY	07/23/09	07/24/09	26,906,250.00	1.05	3,366.71	25,473,142.75	25,581,050.00
US TREASURY NOTES DTD 05/15/2009 1.375% 05/15/2012		912828KP4	5,000,000.00	TSY	TSY	06/05/09	06/08/09	4,948,828.12	1.73	14,813.54	4,977,299.80	5,064,845.00
US TREASURY NOTES DTD 05/15/2009 1.375% 05/15/2012		912828KP4	10,000,000.00	TSY	TSY	06/08/09	06/09/09	9,838,281.25	1.95	29,627.07	9,928,070.70	10,129,690.00
US TREASURY NOTES DTD 05/15/2009 1.375% 05/15/2012		912828KP4	10,000,000.00	TSY	TSY	06/09/09	06/10/09	9,852,343.75	1.90	29,627.07	9,934,293.30	10,129,690.00
US TREASURY NOTES DTD 05/15/2009 1.375% 05/15/2012		912828KP4	25,000,000.00	TSY	TSY	04/06/10	04/07/10	25,088,867.18	1.20	74,067.68	25,054,533.50	25,324,225.00
US TREASURY NOTES DTD 01/15/2010 1.375% 01/15/2013		912828MG2	25,000,000.00	TSY	TSY	12/28/10	12/29/10	25,302,734.38	0.78	16,142.96	25,289,070.75	25,388,671.88
US TREASURY NOTES DTD 03/15/2010 1.375% 03/15/2013		912828MT4	25,000,000.00	TSY	TSY	01/05/11	01/06/11	25,310,546.88	0.80	131,992.40	25,300,461.75	25,396,500.00
<b>Security Type Sub-Total</b>			<b>295,000,000.00</b>					<b>300,048,046.87</b>	<b>0.79</b>	<b>1,502,502.69</b>	<b>296,239,358.85</b>	<b>297,395,384.38</b>

**U.S. Government Supported Corporate Debt**



**Managed Account Detail of Securities Held**

For the Month Ending **January 31, 2011**

**SAN BERNARDINO COUNTY - 76990800**

Security Type/Description Dated Date/Coupon/Maturity	CUSIP	Par	S&P Rating	Moody's Rating	Trade Date	Settle Date	Original Cost	YTM at Cost	Accrued Interest	Amortized Cost	Market Value
<b>U.S. Government Supported Corporate Debt</b>											
GENERAL ELEC CAP CORP (FDIC) GLOBAL FRN DTD 03/12/2009 0.382% 03/11/2011	36967HAM9	22,100,000.00	AAA	Aaa	11/20/09	11/23/09	22,144,398.90	0.22	12,188.45	22,102,884.49	22,104,442.10
GOLDMAN SACHS GROUP INC (FDIC) GL NOTES DTD 01/21/2009 1.625% 07/15/2011	38146FAF8	25,000,000.00	AAA	Aaa	01/23/09	01/28/09	24,931,500.00	1.74	18,055.56	24,987,119.50	25,160,025.00
GOLDMAN SACHS GROUP INC (FDIC) GL NOTES DTD 01/21/2009 1.625% 07/15/2011	38146FAF8	25,000,000.00	AAA	Aaa	07/29/09	08/03/09	25,150,500.00	1.31	18,055.56	25,035,507.50	25,160,025.00
GENERAL ELEC CAP CORP (FDIC) GLOBAL NOTE DTD 03/12/2009 2.250% 03/12/2012	36967HAN7	25,000,000.00	AAA	Aaa	03/11/10	03/16/10	25,557,750.00	1.11	217,187.50	25,313,828.00	25,498,875.00
CITIGROUP FUNDING INC (FDIC) GLOBAL NOTE DTD 03/30/2009 2.000% 03/30/2012	17314AAF9	25,000,000.00	AAA	Aaa	03/10/10	03/15/10	25,447,372.25	1.11	168,055.56	25,256,235.75	25,451,650.00
<b>Security Type Sub-Total</b>		<b>122,100,000.00</b>					<b>123,231,521.15</b>	<b>1.12</b>	<b>433,542.63</b>	<b>122,695,575.24</b>	<b>123,375,017.10</b>
<b>Money Market Fund</b>											
FEDERATED PRIME OBLIGATION MUTUAL	60934N203	1,000,000.00	AAAm	Aaa	08/27/08	08/27/08	1,000,000.00	0.06	0.00	1,000,000.00	1,000,000.00
FEDERATED GOVT OBLIGATIONS FUND	60934N104	1,000,000.00	AAAm	Aaa	06/30/10	06/30/10	1,000,000.00	0.06	0.00	1,000,000.00	1,000,000.00
GOLDMAN FS GOVERNMENT MM FUND	38141W273	23,000,000.00	AAAm	Aaa	01/31/11	01/31/11	23,000,000.00	0.06	0.00	23,000,000.00	23,000,000.00
<b>Security Type Sub-Total</b>		<b>25,000,000.00</b>					<b>25,000,000.00</b>	<b>0.06</b>	<b>0.00</b>	<b>25,000,000.00</b>	<b>25,000,000.00</b>
<b>Federal Agency Discount Note</b>											
FNMA DISC NOTE -- 0.000% 02/14/2011	313588BW4	25,000,000.00	A-1+	P-1	03/02/10	03/02/10	24,910,326.39	0.37	0.00	24,996,659.75	24,998,603.75
FNMA DISC NOTE -- 0.000% 02/17/2011	313588BZ7	25,000,000.00	A-1+	P-1	03/02/10	03/02/10	24,909,555.56	0.37	0.00	24,995,889.00	24,998,268.00





**Managed Account Detail of Securities Held**

For the Month Ending **January 31, 2011**

**SAN BERNARDINO COUNTY - 76990800**

Security Type/Description Dated Date/Coupon/Maturity	CUSIP	Par	S&P Rating	Moody's Rating	Trade Date	Settle Date	Original Cost	YTM at Cost	Accrued Interest	Amortized Cost	Market Value
<b>Federal Agency Discount Note</b>											
FHLB DISC NOTE -- 0.000% 05/25/2011	313384GA1	25,000,000.00	A-1+	P-1	05/24/10	05/25/10	24,873,263.89	0.50	0.00	24,960,764.00	24,985,166.75
FHLB DISC NOTE -- 0.000% 05/25/2011	313384GA1	25,000,000.00	A-1+	P-1	05/25/10	05/25/10	24,873,263.89	0.50	0.00	24,960,764.00	24,985,166.75
FNMA DISC NOTE -- 0.000% 07/11/2011	313588HZ1	25,000,000.00	A-1+	P-1	07/20/10	07/20/10	24,901,111.11	0.40	0.00	24,955,555.50	24,977,331.75
<b>Security Type Sub-Total</b>		<b>125,000,000.00</b>					<b>124,467,520.84</b>	<b>0.43</b>	<b>0.00</b>	<b>124,869,632.25</b>	<b>124,944,537.00</b>
<b>Federal Agency Bond / Note</b>											
FHLB GLOBAL BONDS DTD 08/03/2009 0.950% 02/03/2011	3133XUHG1	25,000,000.00	AAA	Aaa	11/19/09	11/20/09	25,147,750.00	0.46	117,430.56	25,000,683.75	25,001,075.00
FHLB BONDS (CALLED, OMD 8/3/2012) DTD 02/03/2010 1.450% 02/03/2011	3133XWR76	25,000,000.00	AAA	Aaa	01/28/10	02/03/10	24,995,000.00	1.46	179,236.11	24,999,972.00	25,001,675.00
FFCB BONDS (CALLED, OMD 2/9/2012) DTD 02/09/2010 1.040% 02/09/2011	31331JDM2	25,000,000.00	AAA	Aaa	02/05/10	02/09/10	24,992,500.00	1.06	124,222.22	24,996,147.25	25,004,250.00
FFCB DESIGNATED BONDS DTD 03/06/2006 4.875% 02/18/2011	31331VSK3	12,500,000.00	AAA	Aaa	02/03/10	02/04/10	13,078,673.75	0.40	275,911.46	12,526,333.00	12,527,262.50
FFCB DESIGNATED BONDS DTD 03/06/2006 4.875% 02/18/2011	31331VSK3	12,500,000.00	AAA	Aaa	02/03/10	02/04/10	13,078,673.75	0.40	275,911.46	12,526,333.00	12,527,262.50
FHLB TAP BONDS DTD 11/19/2009 0.375% 02/18/2011	3133XVU82	25,000,000.00	AAA	Aaa	11/20/09	11/23/09	24,975,000.00	0.46	42,447.92	24,999,043.00	25,002,050.00
FFCB BONDS DTD 03/03/2008 3.000% 03/03/2011	31331YWG1	50,000,000.00	AAA	Aaa	12/23/08	12/24/08	51,429,000.00	1.67	616,666.67	50,058,803.00	50,124,300.00
FHLMC FLOATING MTN DTD 03/09/2009 0.372% 03/09/2011	3128X8RC8	10,000,000.00	AAA	Aaa	04/07/09	04/08/09	10,011,900.00	1.29	5,582.85	10,000,000.00	10,001,330.00
FHLMC FLOATING MTN DTD 03/09/2009 0.372% 03/09/2011	3128X8RC8	10,000,000.00	AAA	Aaa	04/07/09	04/08/09	10,011,940.00	1.29	5,582.85	10,000,000.00	10,001,330.00
FHLMC FLOATING MTN DTD 03/09/2009 0.372% 03/09/2011	3128X8RC8	10,000,000.00	AAA	Aaa	04/07/09	04/08/09	10,011,943.13	1.29	5,582.85	10,000,000.00	10,001,330.00



**Managed Account Detail of Securities Held**

For the Month Ending **January 31, 2011**

**SAN BERNARDINO COUNTY - 76990800**

<b>Security Type/Description Dated Date/Coupon/Maturity</b>	<b>CUSIP</b>	<b>Par</b>	<b>S&amp;P Rating</b>	<b>Moody's Rating</b>	<b>Trade Date</b>	<b>Settle Date</b>	<b>Original Cost</b>	<b>YTM at Cost</b>	<b>Accrued Interest</b>	<b>Amortized Cost</b>	<b>Market Value</b>
<b>Federal Agency Bond / Note</b>											
FHLMC FLOATING MTN DTD 03/09/2009 0.372% 03/09/2011	3128X8RC8	25,000,000.00	AAA	Aaa	03/24/09	03/25/09	25,004,500.00	1.34	13,957.14	25,000,000.00	25,003,325.00
FHLMC FLOATING MTN DTD 03/09/2009 0.372% 03/09/2011	3128X8RC8	25,000,000.00	AAA	Aaa	03/26/09	03/27/09	25,005,000.00	1.34	13,957.14	25,000,000.00	25,003,325.00
FHLB TAP BONDS DTD 02/22/2008 3.250% 03/11/2011	3133XPWW0	25,000,000.00	AAA	Aaa	11/14/08	11/17/08	25,072,500.00	3.12	315,972.22	25,003,611.50	25,084,625.00
FHLB TAP BONDS DTD 02/08/2008 2.875% 03/11/2011	3133XPNY6	25,000,000.00	AAA	Aaa	12/03/09	12/04/09	25,732,550.00	0.56	279,513.89	25,064,265.75	25,072,825.00
FNMA GLOBAL BENCHMARK NOTES DTD 03/26/2001 5.500% 03/15/2011	31359MHK2	25,000,000.00	AAA	Aaa	11/12/08	11/13/08	26,510,650.00	2.81	519,444.44	25,081,035.75	25,162,100.00
FNMA GLOBAL NOTES DTD 02/27/2009 1.750% 03/23/2011	31398AVQ2	25,000,000.00	AAA	Aaa	12/10/09	12/11/09	25,376,250.00	0.57	155,555.56	25,042,451.75	25,055,900.00
FHLB GLOBAL BONDS DTD 09/10/2009 0.750% 03/25/2011	3133XUSX2	25,000,000.00	AAA	Aaa	12/03/09	12/04/09	25,063,500.00	0.55	65,625.00	25,007,300.00	25,020,600.00
FFCB BONDS DTD 04/07/2004 3.750% 04/07/2011	31331TZN4	12,150,000.00	AAA	Aaa	03/11/08	03/28/08	12,428,235.00	2.95	144,281.25	12,167,497.94	12,228,999.30
FHLMC GLOBAL REFERENCE NOTES DTD 03/09/2006 5.125% 04/18/2011	3137EAAB5	12,000,000.00	AAA	Aaa	03/12/08	03/13/08	12,773,400.00	2.93	175,958.33	12,055,474.08	12,126,276.00
FHLMC GLOBAL REFERENCE NOTES DTD 03/09/2006 5.125% 04/18/2011	3137EAAB5	25,000,000.00	AAA	Aaa	03/11/08	03/12/08	26,612,500.00	2.93	366,579.86	25,115,562.75	25,263,075.00
FHLMC GLOBAL REFERENCE NOTES DTD 03/09/2006 5.125% 04/18/2011	3137EAAB5	25,000,000.00	AAA	Aaa	10/22/08	10/23/08	26,030,000.00	3.38	366,579.86	25,091,603.75	25,263,075.00
FFCB BONDS DTD 04/21/2008 2.625% 04/21/2011	31331YG46	25,000,000.00	AAA	Aaa	11/06/08	11/07/08	24,738,000.00	3.07	182,291.67	24,975,596.75	25,134,575.00
FFCB BONDS DTD 04/21/2008 2.625% 04/21/2011	31331YG46	50,000,000.00	AAA	Aaa	10/21/08	10/22/08	48,936,500.00	3.52	364,583.33	49,902,036.50	50,269,150.00
FNMA GLOBAL BENCHMARK NOTES DTD 05/25/2001 6.000% 05/15/2011	31359MJH7	50,000,000.00	AAA	Aaa	11/18/08	11/19/08	53,313,500.00	3.21	633,333.33	50,396,901.50	50,836,950.00



**Managed Account Detail of Securities Held**

For the Month Ending **January 31, 2011**

**SAN BERNARDINO COUNTY - 76990800**

<b>Security Type/Description Dated Date/Coupon/Maturity</b>	<b>CUSIP</b>	<b>Par</b>	<b>S&amp;P Rating</b>	<b>Moody's Rating</b>	<b>Trade Date</b>	<b>Settle Date</b>	<b>Original Cost</b>	<b>YTM at Cost</b>	<b>Accrued Interest</b>	<b>Amortized Cost</b>	<b>Market Value</b>
<b>Federal Agency Bond / Note</b>											
FFCB FLOATING BONDS DTD 05/18/2009 0.351% 05/18/2011	31331GWG0	25,000,000.00	AAA	Aaa	05/20/09	05/21/09	25,000,500.00	0.42	3,171.01	25,000,000.00	25,008,175.00
FHLB BONDS DTD 05/24/2010 0.580% 06/10/2011	3133XYNZ4	15,000,000.00	AAA	Aaa	06/02/10	06/03/10	14,998,950.00	0.59	12,325.00	14,999,633.55	15,020,400.00
FHLB BONDS DTD 05/24/2010 0.580% 06/10/2011	3133XYNZ4	15,000,000.00	AAA	Aaa	06/02/10	06/03/10	14,998,950.00	0.59	12,325.00	14,999,633.55	15,020,400.00
FHLB TAP BONDS DTD 05/24/2005 4.250% 06/10/2011	3133XBYA7	25,000,000.00	AAA	Aaa	07/23/08	07/24/08	25,158,250.00	4.01	150,520.83	25,020,774.25	25,346,000.00
FHLB GLOBAL BONDS DTD 05/27/2008 3.375% 06/24/2011	3133XRCW8	30,295,000.00	AAA	Aaa	05/18/10	05/19/10	31,220,512.25	0.58	105,085.78	30,630,677.69	30,655,934.63
FHLB GLOBAL BONDS DTD 06/12/2009 1.625% 07/27/2011	3133XTXH4	11,100,000.00	AAA	Aaa	06/02/10	06/03/10	11,229,392.70	0.61	2,004.17	11,155,127.93	11,175,912.90
FFCB BONDS DTD 06/25/2008 3.875% 08/25/2011	31331YZ86	25,000,000.00	AAA	Aaa	11/05/08	11/06/08	25,518,000.00	3.10	419,791.67	25,108,459.25	25,507,950.00
FFCB BONDS DTD 06/25/2008 3.875% 08/25/2011	31331YZ86	50,000,000.00	AAA	Aaa	11/04/08	11/05/08	50,894,000.00	3.20	839,583.33	50,187,280.50	51,015,900.00
FHLMC (FLOATING) MTN DTD 04/26/2010 0.260% 10/26/2011	3134G1BL7	20,800,000.00	AAA	Aaa	05/06/10	05/07/10	20,795,840.00	0.28	901.33	20,795,840.00	20,795,507.20
FFCB BONDS (FLOATING) DTD 11/02/2009 0.241% 11/02/2011	31331G2M0	25,000,000.00	AAA	Aaa	11/06/09	11/09/09	25,000,000.00	0.22	5,013.13	25,000,000.00	24,999,050.00
FFCB BONDS DTD 01/12/2010 1.100% 01/12/2012	31331JBL6	25,000,000.00	AAA	Aaa	02/18/10	02/19/10	25,065,000.00	0.96	14,513.89	25,032,623.25	25,178,650.00
FHLB BONDS DTD 12/24/2009 1.050% 02/24/2012	3133XWFP9	25,000,000.00	AAA	Aaa	12/29/09	12/30/09	24,854,250.00	1.33	114,479.17	24,927,332.00	25,180,100.00
FHLB GLOBAL BONDS DTD 03/19/2010 1.125% 05/18/2012	3133XXPV3	25,000,000.00	AAA	Aaa	05/11/10	05/12/10	25,035,750.00	1.05	57,031.25	25,023,074.50	25,219,800.00
FFCB NOTES (FLOAT) DTD 08/23/2010 0.295% 05/23/2012	31331JZB2	25,000,000.00	AAA	Aaa	10/05/10	10/06/10	24,997,925.00	0.33	15,451.39	24,997,925.00	24,994,825.00



**Managed Account Detail of Securities Held**

For the Month Ending **January 31, 2011**

**SAN BERNARDINO COUNTY - 76990800**

<b>Security Type/Description Dated Date/Coupon/Maturity</b>	<b>CUSIP</b>	<b>Par</b>	<b>S&amp;P Rating</b>	<b>Moody's Rating</b>	<b>Trade Date</b>	<b>Settle Date</b>	<b>Original Cost</b>	<b>YTM at Cost</b>	<b>Accrued Interest</b>	<b>Amortized Cost</b>	<b>Market Value</b>
<b>Federal Agency Bond / Note</b>											
FNMA NOTES (CALLABLE) DTD 05/25/2010 1.300% 05/25/2012	31398AS37	25,000,000.00	AAA	Aaa	05/10/10	05/25/10	25,016,250.00	1.27	59,583.33	25,005,161.75	25,068,225.00
FNMA NOTES (CALLABLE) DTD 05/25/2010 1.300% 05/25/2012	31398AS37	25,000,000.00	AAA	Aaa	05/27/10	05/28/10	25,022,500.00	1.25	59,583.33	25,007,208.75	25,068,225.00
FHLMC GLOBAL NOTES DTD 05/21/2009 1.750% 06/15/2012	3137EACC1	25,000,000.00	AAA	Aaa	05/11/10	05/12/10	25,329,750.00	1.11	55,902.78	25,217,209.00	25,437,500.00
FHLMC NOTES (CALLABLE) DTD 12/22/2010 0.625% 06/22/2012	3134G1L51	50,000,000.00	AAA	Aaa	12/22/10	12/23/10	49,985,000.00	0.65	33,854.17	49,986,054.50	50,017,800.00
FHLB GLOBAL BONDS DTD 07/23/2009 1.750% 08/22/2012	3133XUE41	50,000,000.00	AAA	Aaa	07/31/09	08/03/09	49,767,500.00	1.91	386,458.33	49,879,564.00	50,948,350.00
FHLMC NOTES (CALLABLE) DTD 09/17/2010 0.750% 09/17/2012	3134G1TB0	25,000,000.00	AAA	Aaa	08/30/10	09/17/10	24,995,000.00	0.76	69,791.67	24,995,925.25	25,014,375.00
FHLMC GLOBAL REFERENCE NOTES DTD 08/06/2009 2.125% 09/21/2012	3137EACE7	25,000,000.00	AAA	Aaa	12/22/09	12/23/09	25,393,000.00	1.54	191,840.28	25,236,768.75	25,641,800.00
FHLMC (FLOATING) NOTES DTD 10/12/2010 0.310% 10/12/2012	3134G1WN0	25,000,000.00	AAA	Aaa	10/13/10	10/14/10	25,002,500.00	0.32	4,500.00	25,000,836.25	25,059,100.00
FNMA NOTES (EX-CALLABLE) DTD 11/01/2010 0.550% 11/01/2012	31398A5B4	25,000,000.00	AAA	Aaa	11/04/10	11/05/10	25,000,000.00	0.55	34,375.00	25,000,000.00	24,954,300.00
FFCB NOTES DTD 11/02/2010 0.400% 11/02/2012	31331JY56	20,000,000.00	AAA	Aaa	11/22/10	11/23/10	19,904,400.00	0.65	19,777.78	19,913,657.20	19,928,100.00
FHLMC NOTES DTD 10/08/2010 0.515% 11/26/2012	3134G1WT7	8,400,000.00	AAA	Aaa	11/22/10	11/23/10	8,378,412.00	0.64	7,810.83	8,380,432.28	8,387,122.80
FHLMC NOTES DTD 10/08/2010 0.515% 11/26/2012	3134G1WT7	18,989,000.00	AAA	Aaa	11/22/10	11/23/10	18,938,299.37	0.65	17,657.13	18,943,043.96	18,959,889.86
FHLB NOTES DTD 10/30/2009 1.746% 11/30/2012	3133XVMF5	25,000,000.00	AAA	Aaa	12/08/10	12/09/10	25,481,750.00	0.76	73,962.50	25,446,721.50	25,519,425.00
FNMA FLOATING RATE NOTES DTD 12/03/2010 0.380% 12/03/2012	31398A6V9	25,000,000.00	AAA	Aaa	01/18/11	01/19/11	24,997,500.00	0.37	15,687.50	24,997,500.00	25,002,750.00



**Managed Account Detail of Securities Held**

For the Month Ending **January 31, 2011**

**SAN BERNARDINO COUNTY - 76990800**

<b>Security Type/Description Dated Date/Coupon/Maturity</b>	<b>CUSIP</b>	<b>Par</b>	<b>S&amp;P Rating</b>	<b>Moody's Rating</b>	<b>Trade Date</b>	<b>Settle Date</b>	<b>Original Cost</b>	<b>YTM at Cost</b>	<b>Accrued Interest</b>	<b>Amortized Cost</b>	<b>Market Value</b>
<b>Federal Agency Bond / Note</b>											
FNMA FLOATING RATE NOTES DTD 12/03/2010 0.380% 12/03/2012	31398A6V9	50,000,000.00	AAA	Aaa	12/22/10	12/23/10	49,995,000.00	0.41	31,375.01	49,995,000.00	50,005,500.00
FHLB BONDS DTD 11/04/2009 1.750% 12/14/2012	3133XVNT4	25,000,000.00	AAA	Aaa	12/01/09	12/02/09	25,216,250.00	1.46	57,118.06	25,134,354.00	25,503,700.00
FHLB BONDS DTD 11/04/2009 1.750% 12/14/2012	3133XVNT4	25,000,000.00	AAA	Aaa	12/04/09	12/07/09	25,039,500.00	1.70	57,118.06	25,024,674.25	25,503,700.00
FHLB BONDS DTD 11/04/2009 1.750% 12/14/2012	3133XVNT4	25,000,000.00	AAA	Aaa	11/18/10	11/19/10	25,565,250.00	0.65	57,118.06	25,510,947.50	25,503,700.00
FNMA NOTES (CALLABLE) DTD 12/14/2010 0.800% 12/14/2012	3136FPH83	25,000,000.00	AAA	Aaa	11/30/10	12/14/10	24,996,250.00	0.81	26,111.11	24,996,493.25	24,983,300.00
FNMA NOTES (CALLABLE) DTD 12/21/2010 0.900% 12/21/2012	31398A7B2	25,000,000.00	AAA	Aaa	12/10/10	12/21/10	24,997,500.00	0.91	25,000.00	24,997,638.00	25,033,625.00
FNMA NOTES (CALLABLE) DTD 12/21/2010 0.900% 12/21/2012	31398A7B2	36,050,000.00	AAA	Aaa	12/15/10	12/21/10	36,026,567.50	0.93	36,050.00	36,027,860.25	36,098,487.25
FFCB BONDS DTD 12/24/2009 1.625% 12/24/2012	31331JAB9	25,000,000.00	AAA	Aaa	12/21/09	12/24/09	24,930,000.00	1.72	41,753.47	24,955,322.25	25,459,200.00
FNMA NOTES (CALLABLE) DTD 11/29/2010 0.550% 12/27/2012	31398A6J6	25,000,000.00	AAA	Aaa	11/24/10	11/29/10	24,906,250.00	0.73	12,986.11	24,913,958.00	24,968,975.00
FHLMC NOTES (FLOATING) DTD 01/10/2011 0.370% 01/10/2013	3134G1U69	50,000,000.00	AAA	Aaa	01/05/11	01/10/11	49,979,800.00	0.39	11,013.89	49,979,800.00	49,986,100.00
FFCB NOTES (FLOATING) DTD 01/14/2011 0.340% 01/14/2013	31331J7K3	50,000,000.00	AAA	Aaa	01/05/11	01/14/11	49,987,500.00	0.36	8,666.66	49,987,500.00	49,965,600.00
FHLB GLOBAL NOTES DTD 12/10/2009 1.500% 01/16/2013	3133XW7L7	25,000,000.00	AAA	Aaa	12/02/10	12/03/10	25,414,250.00	0.71	15,625.00	25,383,021.50	25,369,250.00
FHLMC NOTES (FLOATING) DTD 01/24/2011 0.340% 01/24/2013	3134G1X90	25,000,000.00	AAA	Aaa	01/18/11	01/24/11	24,982,350.00	0.37	1,888.89	24,982,386.00	24,981,200.00
FFCB BONDS (CALLABLE) DTD 02/19/2010 1.670% 02/19/2013	31331JEK5	25,000,000.00	AAA	Aaa	02/19/10	02/22/10	24,887,500.00	1.83	187,875.00	24,922,272.00	25,187,200.00



**Managed Account Detail of Securities Held**

For the Month Ending **January 31, 2011**

**SAN BERNARDINO COUNTY - 76990800**

<b>Security Type/Description Dated Date/Coupon/Maturity</b>	<b>CUSIP</b>	<b>Par</b>	<b>S&amp;P Rating</b>	<b>Moody's Rating</b>	<b>Trade Date</b>	<b>Settle Date</b>	<b>Original Cost</b>	<b>YTM at Cost</b>	<b>Accrued Interest</b>	<b>Amortized Cost</b>	<b>Market Value</b>
<b>Federal Agency Bond / Note</b>											
FFCB BONDS DTD 01/15/2010 1.750% 02/21/2013	31331JBV4	25,000,000.00	AAA	Aaa	02/11/10	02/12/10	25,035,250.00	1.70	194,444.44	25,024,126.25	25,477,125.00
FNMA GLOBAL BENCHMRK NOTES (EX-CALLABLE) DTD 02/18/2003 4.750% 02/21/2013	31359MQV8	25,000,000.00	AAA	Aaa	12/16/10	12/17/10	27,054,375.00	0.93	527,777.78	26,940,343.25	27,054,450.00
FNMA GLOBAL NOTES (CALLABLE) DTD 03/15/2010 1.800% 03/15/2013	31398AH70	50,000,000.00	AAA	Aaa	03/05/10	03/15/10	49,925,000.00	1.85	340,000.00	49,946,527.50	50,080,350.00
FFCB BONDS DTD 04/15/2010 1.875% 04/15/2013	31331JKS1	25,000,000.00	AAA	Aaa	04/19/10	04/20/10	25,118,100.00	1.71	138,020.83	25,087,807.00	25,591,725.00
FHLB NOTES DTD 11/08/2010 0.500% 06/26/2013	313371PM2	40,565,000.00	AAA	Aaa	01/12/11	01/13/11	40,075,786.10	1.00	19,719.10	40,085,661.65	40,219,791.85
FNMA GLOBAL NOTES (EX-CALLABLE) DTD 07/14/2003 4.375% 07/17/2013	31359MSL8	13,500,000.00	AAA	Aaa	01/24/11	01/25/11	14,607,270.00	1.01	22,968.75	14,599,898.06	14,609,983.50
FNMA GLOBAL NOTES (EX-CALLABLE) DTD 07/14/2003 4.375% 07/17/2013	31359MSL8	19,950,000.00	AAA	Aaa	01/20/11	01/21/11	21,609,840.00	0.98	33,942.71	21,591,497.17	21,590,308.95
FNMA NOTES (CALLABLE) DTD 07/29/2010 1.250% 07/29/2013	31398AZ47	3,175,000.00	AAA	Aaa	07/30/10	08/02/10	3,175,000.00	1.25	220.49	3,175,000.00	3,179,708.53
FNMA NOTES (CALLABLE) DTD 07/29/2010 1.250% 07/29/2013	31398AZ47	25,000,000.00	AAA	Aaa	07/21/10	07/29/10	24,984,750.00	1.27	1,736.11	24,987,279.50	25,037,075.00
FNMA NOTES (CALLABLE) DTD 07/29/2010 1.250% 07/29/2013	31398AZ47	50,000,000.00	AAA	Aaa	07/21/10	07/29/10	49,969,500.00	1.27	3,472.22	49,974,559.00	50,074,150.00
FNMA NOTES (CALLABLE) DTD 08/16/2010 1.350% 08/16/2013	31398A2H4	20,895,000.00	AAA	Aaa	07/30/10	08/16/10	20,895,000.00	1.35	129,287.81	20,895,000.00	20,900,599.86
FNMA NOTES (CALLABLE) DTD 08/27/2010 1.000% 08/27/2013	3136FPCR6	10,390,000.00	AAA	Aaa	08/17/10	08/27/10	10,385,844.00	1.01	44,446.11	10,386,429.16	10,368,253.73
FNMA NOTES (CALLABLE) DTD 08/27/2010 1.000% 08/27/2013	3136FPCR6	39,610,000.00	AAA	Aaa	08/17/10	08/27/10	39,598,117.00	1.01	169,442.78	39,599,790.13	39,527,096.27
FHLMC NOTES (CALLABLE) DTD 09/03/2010 1.150% 09/03/2013	3134G1SB1	25,000,000.00	AAA	Aaa	08/24/10	09/03/10	25,000,000.00	1.15	118,194.44	25,000,000.00	24,966,700.00



**Managed Account Detail of Securities Held**

For the Month Ending **January 31, 2011**

**SAN BERNARDINO COUNTY - 76990800**

<b>Security Type/Description Dated Date/Coupon/Maturity</b>	<b>CUSIP</b>	<b>Par</b>	<b>S&amp;P Rating</b>	<b>Moody's Rating</b>	<b>Trade Date</b>	<b>Settle Date</b>	<b>Original Cost</b>	<b>YTM at Cost</b>	<b>Accrued Interest</b>	<b>Amortized Cost</b>	<b>Market Value</b>
<b>Federal Agency Bond / Note</b>											
FHLB NOTES TAP ISSUE DTD 08/09/2010 1.000% 09/13/2013	313370LB2	25,000,000.00	AAA	Aaa	10/26/10	10/27/10	25,195,250.00	0.73	119,444.44	25,177,758.00	25,020,100.00
FHLB NOTES TAP ISSUE DTD 08/09/2010 1.000% 09/13/2013	313370LB2	25,000,000.00	AAA	Aaa	11/02/10	11/03/10	25,261,750.00	0.63	119,444.44	25,239,617.50	25,020,100.00
FHLB NOTES TAP ISSUE DTD 08/09/2010 1.000% 09/13/2013	313370LB2	25,000,000.00	AAA	Aaa	11/02/10	11/03/10	25,261,775.00	0.63	119,444.44	25,239,640.25	25,020,100.00
FHLB NOTES TAP ISSUE DTD 08/09/2010 1.000% 09/13/2013	313370LB2	25,000,000.00	AAA	Aaa	11/02/10	11/03/10	25,261,780.25	0.63	119,444.44	25,239,645.00	25,020,100.00
FHLB NOTES TAP ISSUE DTD 08/09/2010 1.000% 09/13/2013	313370LB2	25,000,000.00	AAA	Aaa	11/10/10	11/12/10	25,159,475.00	0.77	119,444.44	25,147,320.00	25,020,100.00
FNMA NOTES (CALLABLE) DTD 09/17/2010 1.125% 09/17/2013	31398A3L4	1,980,000.00	AAA	Aaa	09/21/10	09/22/10	1,979,901.00	1.13	8,291.25	1,979,913.24	1,981,633.50
FNMA NOTES (CALLABLE) DTD 09/17/2010 1.125% 09/17/2013	31398A3L4	12,500,000.00	AAA	Aaa	09/21/10	09/22/10	12,499,750.00	1.13	52,343.75	12,499,782.88	12,510,312.50
FNMA NOTES (CALLABLE) DTD 09/17/2010 1.125% 09/17/2013	31398A3L4	12,500,000.00	AAA	Aaa	09/21/10	09/22/10	12,499,750.00	1.13	52,343.75	12,499,782.88	12,510,312.50
FHLMC GLOBAL REFERENCE NOTES DTD 08/20/2008 4.125% 09/27/2013	3137EABS7	25,000,000.00	AAA	Aaa	12/01/10	12/02/10	27,217,500.00	0.93	355,208.33	27,090,216.25	27,055,100.00
FHLMC GLOBAL REFERENCE NOTES DTD 08/20/2008 4.125% 09/27/2013	3137EABS7	25,000,000.00	AAA	Aaa	12/07/10	12/08/10	27,185,500.00	0.96	355,208.33	27,072,193.25	27,055,100.00
FNMA NOTES DTD 08/02/2010 1.125% 09/30/2013	31398A2M3	25,000,000.00	AAA	Aaa	09/09/10	09/10/10	25,041,250.00	1.07	94,531.25	25,036,016.50	25,061,000.00
FNMA NOTES (CALLABLE) DTD 09/30/2010 1.250% 09/30/2013	31398A4D1	25,000,000.00	AAA	Aaa	09/23/10	09/30/10	25,018,625.00	1.22	105,034.72	25,006,104.75	24,961,850.00
FNMA NOTES (CALLABLE) DTD 10/08/2010 1.125% 10/08/2013	31398A4H2	25,000,000.00	AAA	Aaa	09/23/10	10/08/10	25,000,000.00	1.13	88,281.25	25,000,000.00	24,840,450.00
FNMA NOTES (CALLABLE) DTD 10/18/2010 1.000% 10/18/2013	31398A4O2	5,000,000.00	AAA	Aaa	09/28/10	10/18/10	5,000,000.00	1.00	14,305.56	5,000,000.00	4,963,865.00



**Managed Account Detail of Securities Held**

For the Month Ending **January 31, 2011**

**SAN BERNARDINO COUNTY - 76990800**

<b>Security Type/Description Dated Date/Coupon/Maturity</b>	<b>CUSIP</b>	<b>Par</b>	<b>S&amp;P Rating</b>	<b>Moody's Rating</b>	<b>Trade Date</b>	<b>Settle Date</b>	<b>Original Cost</b>	<b>YTM at Cost</b>	<b>Accrued Interest</b>	<b>Amortized Cost</b>	<b>Market Value</b>
<b>Federal Agency Bond / Note</b>											
FNMA NOTES (CALLABLE) DTD 10/18/2010 1.000% 10/18/2013	31398A4Q2	5,000,000.00	AAA	Aaa	09/28/10	10/18/10	5,000,000.00	1.00	14,305.56	5,000,000.00	4,963,865.00
FNMA NOTES (CALLABLE) DTD 10/18/2010 1.000% 10/18/2013	31398A4Q2	5,000,000.00	AAA	Aaa	09/28/10	10/18/10	5,000,000.00	1.00	14,305.56	5,000,000.00	4,963,865.00
FNMA NOTES (CALLABLE) DTD 10/18/2010 1.000% 10/18/2013	31398A4Q2	5,000,000.00	AAA	Aaa	09/28/10	10/18/10	5,000,000.00	1.00	14,305.56	5,000,000.00	4,963,865.00
FNMA STEP-RATE NOTES (CALLABLE) DTD 10/18/2010 0.625% 10/18/2013	3136FPNT0	25,000,000.00	AAA	Aaa	10/08/10	10/18/10	24,992,500.00	1.05	44,704.86	25,022,853.00	24,867,525.00
FHLMC NOTES DTD 08/20/2010 0.875% 10/28/2013	3137EACL1	25,000,000.00	AAA	Aaa	09/02/10	09/03/10	24,903,675.75	1.00	97,829.86	24,916,160.00	24,885,175.00
FNMA NOTES (CALLABLE) DTD 11/15/2010 0.900% 11/15/2013	31398A5S7	50,000,000.00	AAA	Aaa	11/01/10	11/15/10	50,025,000.00	0.88	95,000.00	50,019,733.50	49,440,650.00
FNMA NOTES (CALLABLE) DTD 11/29/2010 1.000% 11/29/2013	31398A6L1	25,000,000.00	AAA	Aaa	11/12/10	11/29/10	24,957,500.00	1.06	43,055.56	24,959,907.75	24,805,850.00
FHLB NOTES DTD 11/09/2010 0.500% 12/13/2013	313371PU4	845,000.00	AAA	Aaa	12/14/10	12/15/10	827,170.50	1.22	962.36	827,920.33	830,886.81
FHLB NOTES DTD 11/09/2010 0.500% 12/13/2013	313371PU4	24,155,000.00	AAA	Aaa	12/14/10	12/15/10	23,645,329.50	1.22	27,509.86	23,666,763.92	23,751,563.19
FNMA NOTES DTD 11/01/2010 0.750% 12/18/2013	31398A5W8	25,000,000.00	AAA	Aaa	11/16/10	11/17/10	24,818,000.00	0.99	22,395.83	24,829,939.75	24,715,350.00
FNMA NOTES (CALLABLE) DTD 12/20/2010 1.250% 12/20/2013	31398A6Y3	25,000,000.00	AAA	Aaa	12/03/10	12/20/10	25,000,000.00	1.25	35,590.28	25,000,000.00	24,808,200.00
FNMA NOTES (CALLABLE) DTD 12/30/2010 1.250% 12/30/2013	3136FPO59	25,000,000.00	AAA	Aaa	12/09/10	12/30/10	24,950,000.00	1.32	26,909.72	24,951,411.75	24,996,475.00
FNMA GLOBAL NOTES (CALLABLE) DTD 01/27/2011 1.375% 01/27/2014	3135G0AH6	25,000,000.00	AAA	Aaa	01/26/11	01/27/11	24,992,500.00	1.39	3,819.44	24,992,527.25	24,964,350.00
FNMA GLOBAL NOTES (CALLABLE) DTD 01/27/2011 1.375% 01/27/2014	3135G0AH6	26,225,000.00	AAA	Aaa	01/26/11	01/27/11	26,216,608.00	1.39	4,006.60	26,216,638.42	26,187,603.15





**Managed Account Detail of Securities Held**

For the Month Ending **January 31, 2011**

**SAN BERNARDINO COUNTY - 76990800**

Security Type/Description Dated Date/Coupon/Maturity	CUSIP	Par	S&P Rating	Moody's Rating	Trade Date	Settle Date	Original Cost	YTM at Cost	Accrued Interest	Amortized Cost	Market Value
<b>Federal Agency Bond / Note</b>											
<b>FHLMC NOTES (CALLABLE) DTD 02/03/2011 1.375% 02/03/2014</b>	<b>3134G1X66</b>	<b>50,000,000.00</b>	<b>AAA</b>	<b>Aaa</b>	<b>01/25/11</b>	<b>02/03/11</b>	<b>49,905,000.00</b>	<b>1.44</b>	<b>0.00</b>	<b>49,905,000.00</b>	<b>49,948,000.00</b>
<b>Security Type Sub-Total</b>		<b>2,726,074,000.00</b>					<b>2,750,482,036.55</b>	<b>1.27</b>	<b>12,510,033.88</b>	<b>2,737,541,109.52</b>	<b>2,744,202,434.28</b>
<b>Commercial Paper</b>											
NORDEA BANK FIN NY COMM PAPER -- 0.000% 02/01/2011	6555P1P19	30,000,000.00	A-1+	P-1	12/28/10	12/28/10	29,993,583.33	0.22	0.00	30,000,000.00	29,999,850.00
US BANK NA COMM PAPER -- 0.000% 02/01/2011	9033E1P16	40,000,000.00	A-1+	P-1	11/30/10	11/30/10	39,985,300.00	0.21	0.00	40,000,000.00	39,999,800.00
BARCLAYS US FUNDING LLC COMM PAPER -- 0.000% 02/01/2011	06737JP17	50,000,000.00	A-1+	P-1	01/03/11	01/03/11	49,991,944.44	0.20	0.00	50,000,000.00	49,999,750.00
BARCLAYS US FUNDING LLC COMM PAPER -- 0.000% 02/01/2011	06737JP17	50,000,000.00	A-1+	P-1	01/03/11	01/03/11	49,991,944.44	0.20	0.00	50,000,000.00	49,999,750.00
CREDIT AGRICOLE NA COMM PAPER -- 0.000% 02/01/2011	22532CP16	50,000,000.00	A-1+	P-1	01/31/11	01/31/11	49,999,722.22	0.20	0.00	50,000,000.00	49,999,750.00
CREDIT AGRICOLE NA COMM PAPER -- 0.000% 02/01/2011	22532CP16	50,000,000.00	A-1+	P-1	01/31/11	01/31/11	49,999,722.22	0.20	0.00	50,000,000.00	49,999,750.00
SOCIETE GENERALE NA COMM PAPER -- 0.000% 02/01/2011	83365SP15	50,000,000.00	A-1	P-1	01/31/11	01/31/11	49,999,763.89	0.17	0.00	50,000,000.00	49,999,700.00
SOCIETE GENERALE NA COMM PAPER -- 0.000% 02/01/2011	83365SP15	50,000,000.00	A-1	P-1	01/31/11	01/31/11	49,999,763.89	0.17	0.00	50,000,000.00	49,999,700.00
GENERAL ELECTRIC CO COMM PAPER -- 0.000% 02/03/2011	36960MP31	25,000,000.00	A-1+	P-1	01/27/11	01/27/11	24,999,125.00	0.18	0.00	24,999,750.00	24,999,650.00
GENERAL ELECTRIC CO COMM PAPER -- 0.000% 02/04/2011	36960MP49	25,000,000.00	A-1+	P-1	01/27/11	01/27/11	24,999,000.00	0.18	0.00	24,999,625.00	24,999,525.00
BNP PARIBAS FINANCE INC COMM PAPER -- 0.000% 02/07/2011	0556N1P72	25,000,000.00	A-1+	P-1	01/14/11	01/14/11	24,995,833.33	0.25	0.00	24,998,958.25	24,999,075.00



**Managed Account Detail of Securities Held**

For the Month Ending **January 31, 2011**

**SAN BERNARDINO COUNTY - 76990800**

<b>Security Type/Description</b>	<b>Dated Date/Coupon/Maturity</b>	<b>CUSIP</b>	<b>Par</b>	<b>S&amp;P Rating</b>	<b>Moody's Rating</b>	<b>Trade Date</b>	<b>Settle Date</b>	<b>Original Cost</b>	<b>YTM at Cost</b>	<b>Accrued Interest</b>	<b>Amortized Cost</b>	<b>Market Value</b>
<b>Commercial Paper</b>												
NORDEA NORTH AMERICA INC COMM PAPER	-- 0.000% 02/08/2011	6555P1P84	35,000,000.00	A-1+	P-1	01/19/11	01/19/11	34,995,527.78	0.23	0.00	34,998,434.80	34,998,530.00
GENERAL ELEC CAP CORP COMM PAPER	-- 0.000% 02/10/2011	36959JPA5	50,000,000.00	A-1+	P-1	12/27/10	12/27/10	49,987,500.00	0.20	0.00	49,997,500.00	49,997,600.00
JP MORGAN CHASE & CO COMM PAPER	-- 0.000% 02/14/2011	4662J1PE4	45,000,000.00	A-1	P-1	01/31/11	01/31/11	44,997,375.00	0.15	0.00	44,997,562.35	44,995,995.00
SVENSKA HANDELSBANKEN INC COMM PAPER	-- 0.000% 02/22/2011	86958UPN8	25,000,000.00	A-1+	P-1	11/22/10	11/22/10	24,983,069.44	0.27	0.00	24,996,135.50	24,996,750.00
SVENSKA HANDELSBANKEN INC COMM PAPER	-- 0.000% 02/22/2011	86958UPN8	25,000,000.00	A-1+	P-1	11/24/10	11/24/10	24,983,437.50	0.27	0.00	24,996,135.50	24,996,750.00
BNP PARIBAS FINANCE INC COMM PAPER	-- 0.000% 02/23/2011	0556N1PP2	25,000,000.00	A-1+	P-1	01/11/11	01/11/11	24,991,937.50	0.27	0.00	24,995,875.00	24,996,525.00
JP MORGAN CHASE & CO COMM PAPER	-- 0.000% 03/01/2011	4662J1Q11	5,000,000.00	A-1	P-1	12/28/10	12/28/10	4,998,075.00	0.22	0.00	4,999,144.45	4,998,925.00
JP MORGAN CHASE & CO COMM PAPER	-- 0.000% 03/01/2011	4662J1Q11	50,000,000.00	A-1	P-1	12/28/10	12/28/10	49,980,750.00	0.22	0.00	49,991,444.50	49,989,250.00
GENERAL ELEC CAP SVCS COMM PAPER	-- 0.000% 03/01/2011	36959SQ14	50,000,000.00	A-1+	P-1	12/30/10	12/30/10	49,981,361.11	0.22	0.00	49,991,444.50	49,992,750.00
NORDEA NORTH AMERICA INC COMM PAPER	-- 0.000% 04/13/2011	6555P1RD1	15,000,000.00	A-1+	P-1	01/20/11	01/20/11	14,990,316.67	0.28	0.00	14,991,716.70	14,991,300.00
BNP PARIBAS FINANCE INC COMM PAPER	-- 0.000% 05/02/2011	0556N1S20	50,000,000.00	A-1+	P-1	01/28/11	01/31/11	49,955,763.89	0.35	0.00	49,956,250.00	49,963,200.00
RABOBANK USA FIN CORP COMM PAPER	-- 0.000% 06/01/2011	74977LT15	50,000,000.00	A-1+	P-1	01/26/11	01/26/11	49,947,500.00	0.30	0.00	49,950,000.00	49,964,350.00
<b>Security Type Sub-Total</b>			<b>870,000,000.00</b>					<b>869,748,316.65</b>	<b>0.22</b>	<b>0.00</b>	<b>869,859,976.55</b>	<b>869,878,225.00</b>



### Managed Account Detail of Securities Held

For the Month Ending **January 31, 2011**

**SAN BERNARDINO COUNTY - 76990800**

Security Type/Description Dated Date/Coupon/Maturity	CUSIP	Par	S&P Rating	Moody's Rating	Trade Date	Settle Date	Original Cost	YTM at Cost	Accrued Interest	Amortized Cost	Market Value
<b>Certificate of Deposit</b>											
SOCIETE GENERALE NY CERT DEPOS DTD 10/22/2010 0.320% 02/01/2011	83369RGB1	17,100,000.00	A-1	P-1	01/31/11	01/31/11	17,100,042.65	0.23	15,504.00	17,100,000.00	17,100,032.49
SVENSKA HANDELSBANKEN NY CERT DEPOS DTD 11/03/2010 0.265% 02/01/2011	86959BKM6	25,000,000.00	A-1+	P-1	11/02/10	11/03/10	25,000,000.00	0.27	16,562.50	25,000,000.00	25,000,010.00
SVENSKA HANDELSBANKEN NY CERT DEPOS DTD 11/03/2010 0.265% 02/02/2011	86959BKH7	20,000,000.00	A-1+	P-1	12/27/10	12/27/10	20,000,306.21	0.25	13,250.00	20,000,008.20	20,000,016.00
NORDEA BANK FINLAND NY CERT DEPOS DTD 01/27/2011 0.190% 02/03/2011	65557VKR1	25,000,000.00	A-1+	P-1	01/27/11	01/27/11	25,000,000.00	0.19	659.72	25,000,000.00	24,999,871.75
NORDEA BANK FINLAND NY CERT DEPOS DTD 01/27/2011 0.190% 02/03/2011	65557VKR1	50,000,000.00	A-1+	P-1	01/27/11	01/27/11	50,000,000.00	0.19	1,319.44	50,000,000.00	49,999,743.50
NORDEA BANK FIN NY CERT DEPOS DTD 10/04/2010 0.280% 02/04/2011	65557VBR1	25,000,000.00	A-1+	P-1	11/05/10	11/05/10	25,001,258.97	0.26	23,333.33	25,000,041.50	25,000,077.50
WESTPAC BANKING CORP NY CERT DEPOS DTD 11/10/2010 0.230% 02/08/2011	96121H7M0	25,000,000.00	A-1+	P-1	11/09/10	11/10/10	25,000,000.00	0.23	13,256.94	25,000,000.00	24,999,860.50
WESTPAC BANKING CORP NY CERT DEPOS DTD 11/10/2010 0.230% 02/08/2011	96121H7M0	25,000,000.00	A-1+	P-1	11/19/10	11/19/10	25,000,000.00	0.23	13,256.94	25,000,000.00	24,999,860.50
SVENSKA HANDELSBANKEN NY CERT DEPOS DTD 12/29/2010 0.260% 02/09/2011	86959BMS1	50,000,000.00	A-1+	P-1	12/29/10	12/29/10	50,000,583.16	0.25	12,277.78	50,000,111.00	50,000,055.00
BNP PARIBAS SF CERT DEPOS DTD 01/19/2011 0.260% 03/01/2011	05566Q7A9	25,000,000.00	A-1+	P-1	01/19/11	01/19/11	25,000,000.00	0.26	2,347.22	25,000,000.00	24,999,811.00
BNP PARIBAS SF CERT DEPOS DTD 01/19/2011 0.260% 03/02/2011	05566Q7C5	25,000,000.00	A-1+	P-1	01/19/11	01/19/11	25,000,000.00	0.26	2,347.22	25,000,000.00	24,999,789.75
BNP PARIBAS SF CERT DEPOS DTD 01/18/2011 0.310% 03/21/2011	05566Q6Z5	15,000,000.00	A-1+	P-1	01/18/11	01/18/11	15,000,000.00	0.31	1,808.33	15,000,000.00	15,000,426.00
RABOBANK NEDERLAND NV NY CERT DEPOS DTD 11/08/2010 0.290% 04/29/2011	74977MPH2	25,000,000.00	A-1+	P-1	11/04/10	11/08/10	25,000,000.00	0.29	17,118.06	25,000,000.00	24,997,186.00
RABOBANK NEDERLAND NV NY CERT DEPOS DTD 11/05/2010 0.310% 05/09/2011	74977MPB5	25,000,000.00	A-1+	P-1	01/04/11	01/04/11	25,000,000.00	0.31	18,944.44	25,000,000.00	24,997,540.25



**Managed Account Detail of Securities Held**

For the Month Ending **January 31, 2011**

**SAN BERNARDINO COUNTY - 76990800**

<b>Security Type/Description Dated Date/Coupon/Maturity</b>	<b>CUSIP</b>	<b>Par</b>	<b>S&amp;P Rating</b>	<b>Moody's Rating</b>	<b>Trade Date</b>	<b>Settle Date</b>	<b>Original Cost</b>	<b>YTM at Cost</b>	<b>Accrued Interest</b>	<b>Amortized Cost</b>	<b>Market Value</b>
<b>Certificate of Deposit</b>											
RABOBANK NEDERLAND NV NY CERT DEPOS DTD 11/18/2010 0.310% 05/17/2011	74977JKS0	25,000,000.00	A-1+	P-1	11/18/10	11/18/10	25,000,000.00	0.31	16,145.83	25,000,000.00	24,996,826.50
TORONTO DOMINION BANK NY CERT DEPOS DTD 11/24/2010 0.320% 05/23/2011	89112YNY5	25,000,000.00	A-1+	P-1	11/24/10	11/24/10	25,000,000.00	0.32	15,333.33	25,000,000.00	24,997,016.25
TORONTO DOMINION BANK NY CERT DEPOS DTD 01/26/2011 0.250% 05/27/2011	89112YTG8	50,000,000.00	A-1+	P-1	01/26/11	01/26/11	50,000,000.00	0.25	2,083.33	50,000,000.00	49,982,023.50
RABOBANK NEDERLAND NV NY CERT DEPOS DTD 12/07/2010 0.360% 06/01/2011	74977JLA8	25,000,000.00	A-1+	P-1	12/07/10	12/07/10	25,000,000.00	0.36	14,000.00	25,000,000.00	24,999,472.75
<b>Security Type Sub-Total</b>		<b>502,100,000.00</b>					<b>502,102,190.99</b>	<b>0.26</b>	<b>199,548.41</b>	<b>502,100,160.70</b>	<b>502,069,619.24</b>
<b>Managed Account Sub-Total</b>		<b>4,665,274,000.00</b>					<b>4,695,079,633.05</b>	<b>0.91</b>	<b>14,645,627.61</b>	<b>4,678,305,813.11</b>	<b>4,686,865,217.00</b>
<b>Securities Sub-Total</b>		<b>\$4,665,274,000.00</b>					<b>\$4,695,079,633.05</b>	<b>0.91%</b>	<b>\$14,645,627.61</b>	<b>\$4,678,305,813.11</b>	<b>\$4,686,865,217.00</b>
<b>Accrued Interest</b>											<b>\$14,645,627.61</b>
<b>Total Investments</b>											<b>\$4,701,510,844.61</b>

Bolded items are forward settling trades.



**Managed Account Fair Market Value & Analytics**

For the Month Ending **January 31, 2011**

**SAN BERNARDINO COUNTY - 76990800**

<b>Security Type/Description</b>	<b>Dated Date/Coupon/Maturity</b>	<b>CUSIP</b>	<b>Par</b>	<b>Broker</b>	<b>Next Call Date</b>	<b>Market Price</b>	<b>Market Value</b>	<b>Unreal G/L On Cost</b>	<b>Unreal G/L Amort Cost</b>	<b>Duration to Worst</b>	<b>YTM at Mkt</b>
<b>U.S. Treasury Bond / Note</b>											
US TREASURY NOTES DTD 02/15/2001 5.000% 02/15/2011		9128276T4	20,000,000.00	CSFB		100.18	20,035,937.50	(954,687.50)	2,531.70	0.04	0.58
US TREASURY NOTES DTD 02/28/2009 0.875% 02/28/2011		912828KE9	25,000,000.00	DEUTSCHE		100.05	25,011,725.00	(106,439.06)	4,540.75	0.08	0.27
US TREASURY NOTES DTD 02/28/2009 0.875% 02/28/2011		912828KE9	25,000,000.00	DEUTSCHE		100.05	25,011,725.00	(116,204.69)	2,430.25	0.08	0.27
US TREASURY NOTES DTD 03/31/2006 4.750% 03/31/2011		912828FA3	25,000,000.00	UBS AG		100.73	25,181,650.00	(1,101,553.13)	12,563.75	0.16	0.26
US TREASURY NOTES DTD 04/30/2009 0.875% 04/30/2011		912828KL3	50,000,000.00	UBS AG		100.17	50,084,000.00	(91,781.25)	52,336.00	0.25	0.19
US TREASURY NOTES DTD 05/31/2009 0.875% 05/31/2011		912828KU3	25,000,000.00	GOLDMAN		100.22	25,055,675.00	(48,817.18)	23,823.75	0.33	0.20
US TREASURY NOTES DTD 07/31/2006 4.875% 07/31/2011		912828FN5	25,000,000.00	CSFB		102.32	25,581,050.00	(1,325,200.00)	107,907.25	0.50	0.22
US TREASURY NOTES DTD 05/15/2009 1.375% 05/15/2012		912828KP4	5,000,000.00	DEUTSCHE		101.30	5,064,845.00	116,016.88	87,545.20	1.27	0.36
US TREASURY NOTES DTD 05/15/2009 1.375% 05/15/2012		912828KP4	10,000,000.00	CITIGRP		101.30	10,129,690.00	291,408.75	201,619.30	1.27	0.36
US TREASURY NOTES DTD 05/15/2009 1.375% 05/15/2012		912828KP4	10,000,000.00	CSFB		101.30	10,129,690.00	277,346.25	195,396.70	1.27	0.36
US TREASURY NOTES DTD 05/15/2009 1.375% 05/15/2012		912828KP4	25,000,000.00	DEUTSCHE		101.30	25,324,225.00	235,357.82	269,691.50	1.27	0.36
US TREASURY NOTES DTD 01/15/2010 1.375% 01/15/2013		912828MG2	25,000,000.00	DEUTSCHE		101.55	25,388,671.88	85,937.50	99,601.13	1.93	0.57
US TREASURY NOTES DTD 03/15/2010 1.375% 03/15/2013		912828MT4	25,000,000.00	CITIGRP		101.59	25,396,500.00	85,953.12	96,038.25	2.08	0.62
<b>Security Type Sub-Total</b>			<b>295,000,000.00</b>				<b>297,395,384.38</b>	<b>(2,652,662.49)</b>	<b>1,156,025.53</b>	<b>0.70</b>	<b>0.34</b>

**U.S. Government Supported Corporate Debt**



**Managed Account Fair Market Value & Analytics**

For the Month Ending **January 31, 2011**

**SAN BERNARDINO COUNTY - 76990800**

<b>Security Type/Description</b>	<b>Dated Date/Coupon/Maturity</b>	<b>CUSIP</b>	<b>Par</b>	<b>Broker</b>	<b>Next Call Date</b>	<b>Market Price</b>	<b>Market Value</b>	<b>Unreal G/L On Cost</b>	<b>Unreal G/L Amort Cost</b>	<b>Duration to Worst</b>	<b>YTM at Mkt</b>
<b>U.S. Government Supported Corporate Debt</b>											
GENERAL ELEC CAP CORP (FDIC) GLOBAL FRN	03/12/2009 0.382% 03/11/2011	36967HAM9	22,100,000.00	MORGANST		100.02	22,104,442.10	(39,956.80)	1,557.61	0.11	0.20
GOLDMAN SACHS GROUP INC (FDIC) GL NOTES	01/21/2009 1.625% 07/15/2011	38146FAF8	25,000,000.00	CITIGRP		100.64	25,160,025.00	228,525.00	172,905.50	0.46	0.22
GOLDMAN SACHS GROUP INC (FDIC) GL NOTES	01/21/2009 1.625% 07/15/2011	38146FAF8	25,000,000.00	GOLDMAN		100.64	25,160,025.00	9,525.00	124,517.50	0.46	0.22
GENERAL ELEC CAP CORP (FDIC) GLOBAL NOTE	03/12/2009 2.250% 03/12/2012	36967HAN7	25,000,000.00	DEUTSCHE		102.00	25,498,875.00	(58,875.00)	185,047.00	1.10	0.45
CITIGROUP FUNDING INC (FDIC) GLOBAL NOTE	03/30/2009 2.000% 03/30/2012	17314AAF9	25,000,000.00	CSFB		101.81	25,451,650.00	4,277.75	195,414.25	1.15	0.45
<b>Security Type Sub-Total</b>			<b>122,100,000.00</b>				<b>123,375,017.10</b>	<b>143,495.95</b>	<b>679,441.86</b>	<b>0.67</b>	<b>0.31</b>
<b>Money Market Fund</b>											
FEDERATED PRIME OBLIGATION MUTUAL		60934N203	1,000,000.00			1.00	1,000,000.00	0.00	0.00	0.00	0.06
FEDERATED GOVT OBLIGATIONS FUND		60934N104	1,000,000.00			1.00	1,000,000.00	0.00	0.00	0.00	0.06
GOLDMAN FS GOVERNMENT MM FUND		38141W273	23,000,000.00			1.00	23,000,000.00	0.00	0.00	0.00	0.06
<b>Security Type Sub-Total</b>			<b>25,000,000.00</b>				<b>25,000,000.00</b>	<b>0.00</b>	<b>0.00</b>	<b>0.00</b>	<b>0.06</b>
<b>Federal Agency Discount Note</b>											
FNMA DISC NOTE	-- 0.000% 02/14/2011	313588BW4	25,000,000.00	CSFB		99.99	24,998,603.75	88,277.36	1,944.00	0.04	0.14
FNMA DISC NOTE	-- 0.000% 02/17/2011	313588BZ7	25,000,000.00	DAINRAUS		99.99	24,998,268.00	88,712.44	2,379.00	0.05	0.15



**Managed Account Fair Market Value & Analytics**

For the Month Ending **January 31, 2011**

**SAN BERNARDINO COUNTY - 76990800**

<b>Security Type/Description</b>	<b>Dated Date/Coupon/Maturity</b>	<b>CUSIP</b>	<b>Par</b>	<b>Broker</b>	<b>Next Call Date</b>	<b>Market Price</b>	<b>Market Value</b>	<b>Unreal G/L On Cost</b>	<b>Unreal G/L Amort Cost</b>	<b>Duration to Worst</b>	<b>YTM at Mkt</b>
<b>Federal Agency Discount Note</b>											
FHLB DISC NOTE	-- 0.000% 05/25/2011	313384GA1	25,000,000.00	CSFB		99.94	24,985,166.75	111,902.86	24,402.75	0.31	0.19
FHLB DISC NOTE	-- 0.000% 05/25/2011	313384GA1	25,000,000.00	MIZUHO		99.94	24,985,166.75	111,902.86	24,402.75	0.31	0.19
FNMA DISC NOTE	-- 0.000% 07/11/2011	313588HZ1	25,000,000.00	MIZUHO		99.91	24,977,331.75	76,220.64	21,776.25	0.44	0.20
<b>Security Type Sub-Total</b>			<b>125,000,000.00</b>				<b>124,944,537.00</b>	<b>477,016.16</b>	<b>74,904.75</b>	<b>0.23</b>	<b>0.17</b>
<b>Federal Agency Bond / Note</b>											
FHLB GLOBAL BONDS	DTD 08/03/2009 0.950% 02/03/2011	3133XUHG1	25,000,000.00	BARCLAYS		100.00	25,001,075.00	(146,675.00)	391.25	0.01	0.12
FHLB BONDS (CALLED, OMD 8/3/2012)	DTD 02/03/2010 1.450% 02/03/2011	3133XWR76	25,000,000.00	GOLDMAN	02/03/11	100.01	25,001,675.00	6,675.00	1,703.00	0.01	0.16
FFCB BONDS (CALLED, OMD 2/9/2012)	DTD 02/09/2010 1.040% 02/09/2011	31331JDM2	25,000,000.00	DIRECT	02/09/11	100.02	25,004,250.00	11,750.00	8,102.75	0.03	1.02
FFCB DESIGNATED BONDS	DTD 03/06/2006 4.875% 02/18/2011	31331VSK3	12,500,000.00	1ST TENN		100.22	12,527,262.50	(551,411.25)	929.50	0.05	0.24
FFCB DESIGNATED BONDS	DTD 03/06/2006 4.875% 02/18/2011	31331VSK3	12,500,000.00	UNION BK		100.22	12,527,262.50	(551,411.25)	929.50	0.05	0.24
FHLB TAP BONDS	DTD 11/19/2009 0.375% 02/18/2011	3133XVU82	25,000,000.00	DAINRAUS		100.01	25,002,050.00	27,050.00	3,007.00	0.05	0.19
FFCB BONDS	DTD 03/03/2008 3.000% 03/03/2011	31331YWG1	50,000,000.00	CITIGRP		100.25	50,124,300.00	(1,304,700.00)	65,497.00	0.09	0.19
FHLMC FLOATING MTN	DTD 03/09/2009 0.372% 03/09/2011	3128X8RC8	10,000,000.00	MORGANST		100.01	10,001,330.00	(10,570.00)	1,330.00	0.10	0.24
FHLMC FLOATING MTN	DTD 03/09/2009 0.372% 03/09/2011	3128X8RC8	10,000,000.00	UNION BK		100.01	10,001,330.00	(10,610.00)	1,330.00	0.10	0.24
FHLMC FLOATING MTN	DTD 03/09/2009 0.372% 03/09/2011	3128X8RC8	10,000,000.00	OPPENHIE		100.01	10,001,330.00	(10,613.13)	1,330.00	0.10	0.24



**Managed Account Fair Market Value & Analytics**

For the Month Ending **January 31, 2011**

**SAN BERNARDINO COUNTY - 76990800**

<b>Security Type/Description</b>	<b>CUSIP</b>	<b>Par</b>	<b>Broker</b>	<b>Next Call Date</b>	<b>Market Price</b>	<b>Market Value</b>	<b>Unreal G/L On Cost</b>	<b>Unreal G/L Amort Cost</b>	<b>Duration to Worst</b>	<b>YTM at Mkt</b>
<b>Federal Agency Bond / Note</b>										
FHLMC FLOATING MTN DTD 03/09/2009 0.372% 03/09/2011	3128X8RC8	25,000,000.00	MORGANST		100.01	25,003,325.00	(1,175.00)	3,325.00	0.10	0.24
FHLMC FLOATING MTN DTD 03/09/2009 0.372% 03/09/2011	3128X8RC8	25,000,000.00	MORGANST		100.01	25,003,325.00	(1,675.00)	3,325.00	0.10	0.24
FHLB TAP BONDS DTD 02/22/2008 3.250% 03/11/2011	3133XPWW0	25,000,000.00	MERRILL		100.34	25,084,625.00	12,125.00	81,013.50	0.11	0.20
FHLB TAP BONDS DTD 02/08/2008 2.875% 03/11/2011	3133XPNY6	25,000,000.00	JPMCHASE		100.29	25,072,825.00	(659,725.00)	8,559.25	0.11	0.24
FNMA GLOBAL BENCHMARK NOTES DTD 03/26/2001 5.500% 03/15/2011	31359MHK2	25,000,000.00	MERRILL		100.65	25,162,100.00	(1,348,550.00)	81,064.25	0.13	0.19
FNMA GLOBAL NOTES DTD 02/27/2009 1.750% 03/23/2011	31398AVQ2	25,000,000.00	DEUTSCHE		100.22	25,055,900.00	(320,350.00)	13,448.25	0.15	0.20
FHLB GLOBAL BONDS DTD 09/10/2009 0.750% 03/25/2011	3133XUSX2	25,000,000.00	BARCLAYS		100.08	25,020,600.00	(42,900.00)	13,300.00	0.15	0.20
FFCB BONDS DTD 04/07/2004 3.750% 04/07/2011	31331TZN4	12,150,000.00	MIZUHO		100.65	12,228,999.30	(199,235.70)	61,501.36	0.19	0.20
FHLMC GLOBAL REFERENCE NOTES DTD 03/09/2006 5.125% 04/18/2011	3137EAAB5	12,000,000.00	GOLDMAN		101.05	12,126,276.00	(647,124.00)	70,801.92	0.22	0.20
FHLMC GLOBAL REFERENCE NOTES DTD 03/09/2006 5.125% 04/18/2011	3137EAAB5	25,000,000.00	CITIGRP		101.05	25,263,075.00	(1,349,425.00)	147,512.25	0.22	0.20
FHLMC GLOBAL REFERENCE NOTES DTD 03/09/2006 5.125% 04/18/2011	3137EAAB5	25,000,000.00	MERRILL		101.05	25,263,075.00	(766,925.00)	171,471.25	0.22	0.20
FFCB BONDS DTD 04/21/2008 2.625% 04/21/2011	31331YG46	25,000,000.00	CITIGRP		100.54	25,134,575.00	396,575.00	158,978.25	0.22	0.20
FFCB BONDS DTD 04/21/2008 2.625% 04/21/2011	31331YG46	50,000,000.00	BARCLAYS		100.54	50,269,150.00	1,332,650.00	367,113.50	0.22	0.20
FNMA GLOBAL BENCHMARK NOTES DTD 05/25/2001 6.000% 05/15/2011	31359MJH7	50,000,000.00	CITIGRP		101.67	50,836,950.00	(2,476,550.00)	440,048.50	0.29	0.20
FFCB FLOATING BONDS DTD 05/18/2009 0.351% 05/18/2011	31331GWG0	25,000,000.00	GOLDMAN		100.03	25,008,175.00	7,675.00	8,175.00	0.30	0.24





**Managed Account Fair Market Value & Analytics**

For the Month Ending **January 31, 2011**

**SAN BERNARDINO COUNTY - 76990800**

<b>Security Type/Description</b>	<b>CUSIP</b>	<b>Par</b>	<b>Broker</b>	<b>Next Call Date</b>	<b>Market Price</b>	<b>Market Value</b>	<b>Unreal G/L On Cost</b>	<b>Unreal G/L Amort Cost</b>	<b>Duration to Worst</b>	<b>YTM at Mkt</b>
<b>Federal Agency Bond / Note</b>										
FHLB BONDS DTD 05/24/2010 0.580% 06/10/2011	3133XYNZ4	15,000,000.00	GOLDMAN		100.14	15,020,400.00	21,450.00	20,766.45	0.36	0.20
FHLB BONDS DTD 05/24/2010 0.580% 06/10/2011	3133XYNZ4	15,000,000.00	USBPJ		100.14	15,020,400.00	21,450.00	20,766.45	0.36	0.20
FHLB TAP BONDS DTD 05/24/2005 4.250% 06/10/2011	3133XBYA7	25,000,000.00	BK AMER		101.38	25,346,000.00	187,750.00	325,225.75	0.36	0.38
FHLB GLOBAL BONDS DTD 05/27/2008 3.375% 06/24/2011	3133XRCW8	30,295,000.00	BARCLAYS		101.19	30,655,934.63	(564,577.62)	25,256.94	0.40	0.37
FHLB GLOBAL BONDS DTD 06/12/2009 1.625% 07/27/2011	3133XTXH4	11,100,000.00	JPMCHASE		100.68	11,175,912.90	(53,479.80)	20,784.97	0.49	0.22
FFCB BONDS DTD 06/25/2008 3.875% 08/25/2011	31331YZ86	25,000,000.00	BARCLAYS		102.03	25,507,950.00	(10,050.00)	399,490.75	0.56	0.28
FFCB BONDS DTD 06/25/2008 3.875% 08/25/2011	31331YZ86	50,000,000.00	BARCLAYS		102.03	51,015,900.00	121,900.00	828,619.50	0.56	0.28
FHLMC (FLOATING) MTN DTD 04/26/2010 0.260% 10/26/2011	3134G1BL7	20,800,000.00	MIZUHO		99.98	20,795,507.20	(332.80)	(332.80)	0.74	0.29
FFCB BONDS (FLOATING) DTD 11/02/2009 0.241% 11/02/2011	31331G2M0	25,000,000.00	MORGANST		100.00	24,999,050.00	(950.00)	(950.00)	0.75	0.25
FFCB BONDS DTD 01/12/2010 1.100% 01/12/2012	31331JBL6	25,000,000.00	UBS AG		100.71	25,178,650.00	113,650.00	146,026.75	0.94	0.34
FHLB BONDS DTD 12/24/2009 1.050% 02/24/2012	3133XWFP9	25,000,000.00	CSFB		100.72	25,180,100.00	325,850.00	252,768.00	1.05	0.37
FHLB GLOBAL BONDS DTD 03/19/2010 1.125% 05/18/2012	3133XXPV3	25,000,000.00	UBS AG		100.88	25,219,800.00	184,050.00	196,725.50	1.29	0.44
FFCB NOTES (FLOAT) DTD 08/23/2010 0.295% 05/23/2012	31331JZB2	25,000,000.00	GOLDMAN		99.98	24,994,825.00	(3,100.00)	(3,100.00)	1.31	0.31
FNMA NOTES (CALLABLE) DTD 05/25/2010 1.300% 05/25/2012	31398AS37	25,000,000.00	CITIGRP	05/25/11	100.27	25,068,225.00	51,975.00	63,063.25	0.32	1.09
FNMA NOTES (CALLABLE) DTD 05/25/2010 1.300% 05/25/2012	31398AS37	25,000,000.00	CITIGRP	05/25/11	100.27	25,068,225.00	45,725.00	61,016.25	0.32	1.09



**Managed Account Fair Market Value & Analytics**

For the Month Ending **January 31, 2011**

**SAN BERNARDINO COUNTY - 76990800**

<b>Security Type/Description</b>	<b>CUSIP</b>	<b>Par</b>	<b>Broker</b>	<b>Next Call Date</b>	<b>Market Price</b>	<b>Market Value</b>	<b>Unreal G/L On Cost</b>	<b>Unreal G/L Amort Cost</b>	<b>Duration to Worst</b>	<b>YTM at Mkt</b>
<b>Federal Agency Bond / Note</b>										
FHLMC GLOBAL NOTES DTD 05/21/2009 1.750% 06/15/2012	3137EACC1	25,000,000.00	CITIGRP		101.75	25,437,500.00	107,750.00	220,291.00	1.36	0.47
FHLMC NOTES (CALLABLE) DTD 12/22/2010 0.625% 06/22/2012	3134G1L51	50,000,000.00	CITIGRP	03/22/11	100.04	50,017,800.00	32,800.00	31,745.50	0.14	0.60
FHLB GLOBAL BONDS DTD 07/23/2009 1.750% 08/22/2012	3133XUE41	50,000,000.00	CSFB		101.90	50,948,350.00	1,180,850.00	1,068,786.00	1.53	0.53
FHLMC NOTES (CALLABLE) DTD 09/17/2010 0.750% 09/17/2012	3134G1TBO	25,000,000.00	JPMCHASE	03/17/11	100.06	25,014,375.00	19,375.00	18,449.75	0.13	0.71
FHLMC GLOBAL REFERENCE NOTES DTD 08/06/2009 2.125% 09/21/2012	3137EACE7	25,000,000.00	BARCLAYS		102.57	25,641,800.00	248,800.00	405,031.25	1.60	0.55
FHLMC (FLOATING) NOTES DTD 10/12/2010 0.310% 10/12/2012	3134G1WN0	25,000,000.00	GILFORD		100.24	25,059,100.00	56,600.00	58,263.75	1.69	0.18
FNMA NOTES (EX-CALLABLE) DTD 11/01/2010 0.550% 11/01/2012	31398A5B4	25,000,000.00	MIZUHO	11/01/11	99.82	24,954,300.00	(45,700.00)	(45,700.00)	1.74	0.66
FFCB NOTES DTD 11/02/2010 0.400% 11/02/2012	31331JY56	20,000,000.00	BARCLAYS		99.64	19,928,100.00	23,700.00	14,442.80	1.74	0.61
FHLMC NOTES DTD 10/08/2010 0.515% 11/26/2012	3134G1WT7	8,400,000.00	GILFORD		99.85	8,387,122.80	8,710.80	6,690.52	1.81	0.60
FHLMC NOTES DTD 10/08/2010 0.515% 11/26/2012	3134G1WT7	18,989,000.00	MORGANST		99.85	18,959,889.86	21,590.49	16,845.90	1.81	0.60
FHLB NOTES DTD 10/30/2009 1.746% 11/30/2012	3133XVMF5	25,000,000.00	MORGANST		102.08	25,519,425.00	37,675.00	72,703.50	1.80	0.60
FNMA FLOATING RATE NOTES DTD 12/03/2010 0.380% 12/03/2012	31398A6V9	25,000,000.00	JPMCHASE		100.01	25,002,750.00	5,250.00	5,250.00	1.83	0.37
FNMA FLOATING RATE NOTES DTD 12/03/2010 0.380% 12/03/2012	31398A6V9	50,000,000.00	UBS AG		100.01	50,005,500.00	10,500.00	10,500.00	1.83	0.37
FHLB BONDS DTD 11/04/2009 1.750% 12/14/2012	3133XVNT4	25,000,000.00	BARCLAYS		102.01	25,503,700.00	287,450.00	369,346.00	1.84	0.66
FHLB BONDS DTD 11/04/2009 1.750% 12/14/2012	3133XVNT4	25,000,000.00	GILFORD		102.01	25,503,700.00	464,200.00	479,025.75	1.84	0.66



**Managed Account Fair Market Value & Analytics**

For the Month Ending **January 31, 2011**

**SAN BERNARDINO COUNTY - 76990800**

<b>Security Type/Description Dated Date/Coupon/Maturity</b>	<b>CUSIP</b>	<b>Par</b>	<b>Broker</b>	<b>Next Call Date</b>	<b>Market Price</b>	<b>Market Value</b>	<b>Unreal G/L On Cost</b>	<b>Unreal G/L Amort Cost</b>	<b>Duration to Worst</b>	<b>YTM at Mkt</b>
<b>Federal Agency Bond / Note</b>										
FHLB BONDS DTD 11/04/2009 1.750% 12/14/2012	3133XVNT4	25,000,000.00	BARCLAYS		102.01	25,503,700.00	(61,550.00)	(7,247.50)	1.84	0.66
FNMA NOTES (CALLABLE) DTD 12/14/2010 0.800% 12/14/2012	3136FPH83	25,000,000.00	UBS AG	06/14/11	99.93	24,983,300.00	(12,950.00)	(13,193.25)	1.85	0.84
FNMA NOTES (CALLABLE) DTD 12/21/2010 0.900% 12/21/2012	31398A7B2	25,000,000.00	GOLDMAN	06/21/11	100.13	25,033,625.00	36,125.00	35,987.00	0.39	0.83
FNMA NOTES (CALLABLE) DTD 12/21/2010 0.900% 12/21/2012	31398A7B2	36,050,000.00	CSFB	06/21/11	100.13	36,098,487.25	71,919.75	70,627.00	0.39	0.83
FFCB BONDS DTD 12/24/2009 1.625% 12/24/2012	31331JAB9	25,000,000.00	DIRECT		101.84	25,459,200.00	529,200.00	503,877.75	1.87	0.65
FNMA NOTES (CALLABLE) DTD 11/29/2010 0.550% 12/27/2012	31398A6J6	25,000,000.00	JPMCHASE	06/27/11	99.88	24,968,975.00	62,725.00	55,017.00	1.89	0.62
FHLMC NOTES (FLOATING) DTD 01/10/2011 0.370% 01/10/2013	3134G1U69	50,000,000.00	UBS AG		99.97	49,986,100.00	6,300.00	6,300.00	1.93	0.38
FFCB NOTES (FLOATING) DTD 01/14/2011 0.340% 01/14/2013	31331J7K3	50,000,000.00	UBS AG		99.93	49,965,600.00	(21,900.00)	(21,900.00)	1.94	0.38
FHLB GLOBAL NOTES DTD 12/10/2009 1.500% 01/16/2013	3133XW7L7	25,000,000.00	MORGANST		101.48	25,369,250.00	(45,000.00)	(13,771.50)	1.93	0.74
FHLMC NOTES (FLOATING) DTD 01/24/2011 0.340% 01/24/2013	3134G1X90	25,000,000.00	UBS AG		99.92	24,981,200.00	(1,150.00)	(1,186.00)	1.97	0.38
FFCB BONDS (CALLABLE) DTD 02/19/2010 1.670% 02/19/2013	31331JEK5	25,000,000.00	JPMCHASE	08/19/11	100.75	25,187,200.00	299,700.00	264,928.00	0.55	1.30
FFCB BONDS DTD 01/15/2010 1.750% 02/21/2013	31331JBV4	25,000,000.00	GILFORD		101.91	25,477,125.00	441,875.00	452,998.75	2.01	0.81
FNMA GLOBAL BENCHMRK NOTES (EX-CALLABLE) DTD 02/18/2003 4.750% 02/21/2013	31359MOV8	25,000,000.00	OPPENHIE		108.22	27,054,450.00	75.00	114,106.75	1.94	0.72
FNMA GLOBAL NOTES (CALLABLE) DTD 03/15/2010 1.800% 03/15/2013	31398AH70	50,000,000.00	JPMCHASE	03/15/11	100.16	50,080,350.00	155,350.00	133,822.50	0.12	1.72



**Managed Account Fair Market Value & Analytics**

For the Month Ending **January 31, 2011**

**SAN BERNARDINO COUNTY - 76990800**

<b>Security Type/Description</b>	<b>CUSIP</b>	<b>Par</b>	<b>Broker</b>	<b>Next Call Date</b>	<b>Market Price</b>	<b>Market Value</b>	<b>Unreal G/L On Cost</b>	<b>Unreal G/L Amort Cost</b>	<b>Duration to Worst</b>	<b>YTM at Mkt</b>
<b>Federal Agency Bond / Note</b>										
FFCB BONDS DTD 04/15/2010 1.875% 04/15/2013	31331JKS1	25,000,000.00	JPMCHASE		102.37	25,591,725.00	473,625.00	503,918.00	2.15	0.79
FHLB NOTES DTD 11/08/2010 0.500% 06/26/2013	313371PM2	40,565,000.00	MORGANST		99.15	40,219,791.85	144,005.75	134,130.20	2.38	0.86
FNMA GLOBAL NOTES (EX-CALLABLE) DTD 07/14/2003 4.375% 07/17/2013	31359MSL8	13,500,000.00	GILFORD		108.22	14,609,983.50	2,713.50	10,085.44	2.35	0.99
FNMA GLOBAL NOTES (EX-CALLABLE) DTD 07/14/2003 4.375% 07/17/2013	31359MSL8	19,950,000.00	BARCLAYS		108.22	21,590,308.95	(19,531.05)	(1,188.22)	2.35	0.99
FNMA NOTES (CALLABLE) DTD 07/29/2010 1.250% 07/29/2013	31398AZ47	3,175,000.00	UBS AG	07/29/11	100.15	3,179,708.53	4,708.53	4,708.53	0.49	1.19
FNMA NOTES (CALLABLE) DTD 07/29/2010 1.250% 07/29/2013	31398AZ47	25,000,000.00	UBS AG	07/29/11	100.15	25,037,075.00	52,325.00	49,795.50	0.49	1.19
FNMA NOTES (CALLABLE) DTD 07/29/2010 1.250% 07/29/2013	31398AZ47	50,000,000.00	BARCLAYS	07/29/11	100.15	50,074,150.00	104,650.00	99,591.00	0.49	1.19
FNMA NOTES (CALLABLE) DTD 08/16/2010 1.350% 08/16/2013	31398A2H4	20,895,000.00	UBS AG	02/16/11	100.03	20,900,599.86	5,599.86	5,599.86	0.04	1.34
FNMA NOTES (CALLABLE) DTD 08/27/2010 1.000% 08/27/2013	3136FPCR6	10,390,000.00	LOOP CAP	08/27/12	99.79	10,368,253.73	(17,590.27)	(18,175.43)	2.52	1.08
FNMA NOTES (CALLABLE) DTD 08/27/2010 1.000% 08/27/2013	3136FPCR6	39,610,000.00	RBC CAP	08/27/12	99.79	39,527,096.27	(71,020.73)	(72,693.86)	2.52	1.08
FHLMC NOTES (CALLABLE) DTD 09/03/2010 1.150% 09/03/2013	3134G1SB1	25,000,000.00	OPPENHIE	03/03/11	99.87	24,966,700.00	(33,300.00)	(33,300.00)	2.53	1.20
FHLB NOTES TAP ISSUE DTD 08/09/2010 1.000% 09/13/2013	313370LB2	25,000,000.00	USBPJ		100.08	25,020,100.00	(175,150.00)	(157,658.00)	2.56	0.97
FHLB NOTES TAP ISSUE DTD 08/09/2010 1.000% 09/13/2013	313370LB2	25,000,000.00	CSFB		100.08	25,020,100.00	(241,650.00)	(219,517.50)	2.56	0.97
FHLB NOTES TAP ISSUE DTD 08/09/2010 1.000% 09/13/2013	313370LB2	25,000,000.00	RBC CAP		100.08	25,020,100.00	(241,675.00)	(219,540.25)	2.56	0.97
FHLB NOTES TAP ISSUE DTD 08/09/2010 1.000% 09/13/2013	313370LB2	25,000,000.00	BARCLAYS		100.08	25,020,100.00	(241,680.25)	(219,545.00)	2.56	0.97



**Managed Account Fair Market Value & Analytics**

For the Month Ending **January 31, 2011**

**SAN BERNARDINO COUNTY - 76990800**

<b>Security Type/Description</b>	<b>CUSIP</b>	<b>Par</b>	<b>Broker</b>	<b>Next Call Date</b>	<b>Market Price</b>	<b>Market Value</b>	<b>Unreal G/L On Cost</b>	<b>Unreal G/L Amort Cost</b>	<b>Duration to Worst</b>	<b>YTM at Mkt</b>
<b>Federal Agency Bond / Note</b>										
FHLB NOTES TAP ISSUE DTD 08/09/2010 1.000% 09/13/2013	313370LB2	25,000,000.00	CSFB		100.08	25,020,100.00	(139,375.00)	(127,220.00)	2.56	0.97
FNMA NOTES (CALLABLE) DTD 09/17/2010 1.125% 09/17/2013	31398A3L4	1,980,000.00	CITIGRP	03/17/11	100.08	1,981,633.50	1,732.50	1,720.26	0.13	1.09
FNMA NOTES (CALLABLE) DTD 09/17/2010 1.125% 09/17/2013	31398A3L4	12,500,000.00	JPMCHASE	03/17/11	100.08	12,510,312.50	10,562.50	10,529.62	0.13	1.09
FNMA NOTES (CALLABLE) DTD 09/17/2010 1.125% 09/17/2013	31398A3L4	12,500,000.00	JPMCHASE	03/17/11	100.08	12,510,312.50	10,562.50	10,529.62	0.13	1.09
FHLMC GLOBAL REFERENCE NOTES DTD 08/20/2008 4.125% 09/27/2013	3137EABS7	25,000,000.00	UBS AG		108.22	27,055,100.00	(162,400.00)	(35,116.25)	2.50	0.98
FHLMC GLOBAL REFERENCE NOTES DTD 08/20/2008 4.125% 09/27/2013	3137EABS7	25,000,000.00	UBS AG		108.22	27,055,100.00	(130,400.00)	(17,093.25)	2.50	0.98
FNMA NOTES DTD 08/02/2010 1.125% 09/30/2013	31398A2M3	25,000,000.00	BARCLAYS		100.24	25,061,000.00	19,750.00	24,983.50	2.61	1.03
FNMA NOTES (CALLABLE) DTD 09/30/2010 1.250% 09/30/2013	31398A4D1	25,000,000.00	CITIGRP	03/30/11	99.85	24,961,850.00	(56,775.00)	(44,254.75)	2.60	1.31
FNMA NOTES (CALLABLE) DTD 10/08/2010 1.125% 10/08/2013	31398A4H2	25,000,000.00	DEUTSCHE	04/08/11	99.36	24,840,450.00	(159,550.00)	(159,550.00)	2.63	1.37
FNMA NOTES (CALLABLE) DTD 10/18/2010 1.000% 10/18/2013	31398A4Q2	5,000,000.00	GILFORD	10/18/11	99.28	4,963,865.00	(36,135.00)	(36,135.00)	2.66	1.27
FNMA NOTES (CALLABLE) DTD 10/18/2010 1.000% 10/18/2013	31398A4Q2	5,000,000.00	LOOP CAP	10/18/11	99.28	4,963,865.00	(36,135.00)	(36,135.00)	2.66	1.27
FNMA NOTES (CALLABLE) DTD 10/18/2010 1.000% 10/18/2013	31398A4Q2	5,000,000.00	OPPENHIE	10/18/11	99.28	4,963,865.00	(36,135.00)	(36,135.00)	2.66	1.27
FNMA NOTES (CALLABLE) DTD 10/18/2010 1.000% 10/18/2013	31398A4Q2	5,000,000.00	USBPJ	10/18/11	99.28	4,963,865.00	(36,135.00)	(36,135.00)	2.66	1.27
FNMA STEP-RATE NOTES (CALLABLE) DTD 10/18/2010 0.625% 10/18/2013	3136FPNT0	25,000,000.00	CSFB	10/18/11	99.47	24,867,525.00	(124,975.00)	(155,328.00)	2.66	1.28
FHLMC NOTES DTD 08/20/2010 0.875% 10/28/2013	3137EACL1	25,000,000.00	CSFB		99.54	24,885,175.00	(18,500.75)	(30,985.00)	2.69	1.05



**Managed Account Fair Market Value & Analytics**

For the Month Ending **January 31, 2011**

**SAN BERNARDINO COUNTY - 76990800**

<b>Security Type/Description</b>	<b>CUSIP</b>	<b>Par</b>	<b>Broker</b>	<b>Next Call Date</b>	<b>Market Price</b>	<b>Market Value</b>	<b>Unreal G/L On Cost</b>	<b>Unreal G/L Amort Cost</b>	<b>Duration to Worst</b>	<b>YTM at Mkt</b>
<b>Federal Agency Bond / Note</b>										
FNMA NOTES (CALLABLE) DTD 11/15/2010 0.900% 11/15/2013	31398A5S7	50,000,000.00	JPMCHASE	11/15/11	98.88	49,440,650.00	(584,350.00)	(579,083.50)	2.74	1.31
FNMA NOTES (CALLABLE) DTD 11/29/2010 1.000% 11/29/2013	31398A6L1	25,000,000.00	CSFB	11/29/11	99.22	24,805,850.00	(151,650.00)	(154,057.75)	2.77	1.28
FHLB NOTES DTD 11/09/2010 0.500% 12/13/2013	313371PU4	845,000.00	RBC CAP		98.33	830,886.81	3,716.31	2,966.48	2.83	1.09
FHLB NOTES DTD 11/09/2010 0.500% 12/13/2013	313371PU4	24,155,000.00	RBC CAP		98.33	23,751,563.19	106,233.69	84,799.27	2.83	1.09
FNMA NOTES DTD 11/01/2010 0.750% 12/18/2013	31398A5W8	25,000,000.00	CITIGRP		98.86	24,715,350.00	(102,650.00)	(114,589.75)	2.84	1.15
FNMA NOTES (CALLABLE) DTD 12/20/2010 1.250% 12/20/2013	31398A6Y3	25,000,000.00	JPMCHASE	06/20/11	99.23	24,808,200.00	(191,800.00)	(191,800.00)	2.82	1.52
FNMA NOTES (CALLABLE) DTD 12/30/2010 1.250% 12/30/2013	3136FPQ59	25,000,000.00	JPMCHASE	06/30/11	99.99	24,996,475.00	46,475.00	45,063.25	2.85	1.25
FNMA GLOBAL NOTES (CALLABLE) DTD 01/27/2011 1.375% 01/27/2014	3135G0AH6	25,000,000.00	JPMCHASE	01/27/12	99.86	24,964,350.00	(28,150.00)	(28,177.25)	2.92	1.42
FNMA GLOBAL NOTES (CALLABLE) DTD 01/27/2011 1.375% 01/27/2014	3135G0AH6	26,225,000.00	BARCLAYS	01/27/12	99.86	26,187,603.15	(29,004.85)	(29,035.27)	2.92	1.42
<b>FHLMC NOTES (CALLABLE)</b> <b>DTD 02/03/2011 1.375% 02/03/2014</b>	<b>3134G1X66</b>	<b>50,000,000.00</b>	<b>DEUTSCHE</b>	<b>08/03/11</b>	<b>99.90</b>	<b>49,948,000.00</b>	<b>43,000.00</b>	<b>43,000.00</b>	<b>2.93</b>	<b>1.41</b>
<b>Security Type Sub-Total</b>		<b>2,726,074,000.00</b>				<b>2,744,202,434.28</b>	<b>(6,279,602.27)</b>	<b>6,661,324.76</b>	<b>1.33</b>	<b>0.70</b>
<b>Commercial Paper</b>										
NORDEA BANK FIN NY COMM PAPER -- 0.000% 02/01/2011	6555P1P19	30,000,000.00	CITIGRP		100.00	29,999,850.00	6,266.67	(150.00)	0.00	0.18
US BANK NA COMM PAPER -- 0.000% 02/01/2011	9033E1P16	40,000,000.00	US BANK		100.00	39,999,800.00	14,500.00	(200.00)	0.00	0.18
BARCLAYS US FUNDING LLC COMM PAPER -- 0.000% 02/01/2011	06737JP17	50,000,000.00	BARCLAYS		100.00	49,999,750.00	7,805.56	(250.00)	0.00	0.18



**Managed Account Fair Market Value & Analytics**

For the Month Ending **January 31, 2011**

**SAN BERNARDINO COUNTY - 76990800**

<b>Security Type/Description</b>	<b>CUSIP</b>	<b>Par</b>	<b>Broker</b>	<b>Next Call Date</b>	<b>Market Price</b>	<b>Market Value</b>	<b>Unreal G/L On Cost</b>	<b>Unreal G/L Amort Cost</b>	<b>Duration to Worst</b>	<b>YTM at Mkt</b>
<b>Commercial Paper</b>										
BARCLAYS US FUNDING LLC COMM PAPER -- 0.000% 02/01/2011	06737JP17	50,000,000.00	BARCLAYS		100.00	49,999,750.00	7,805.56	(250.00)	0.00	0.18
CREDIT AGRICOLE NA COMM PAPER -- 0.000% 02/01/2011	22532CP16	50,000,000.00	CREDITAG		100.00	49,999,750.00	27.78	(250.00)	0.00	0.18
CREDIT AGRICOLE NA COMM PAPER -- 0.000% 02/01/2011	22532CP16	50,000,000.00	CREDITAG		100.00	49,999,750.00	27.78	(250.00)	0.00	0.18
SOCIETE GENERALE NA COMM PAPER -- 0.000% 02/01/2011	83365SP15	50,000,000.00	BK AMER		100.00	49,999,700.00	(63.89)	(300.00)	0.00	0.22
SOCIETE GENERALE NA COMM PAPER -- 0.000% 02/01/2011	83365SP15	50,000,000.00	BK AMER		100.00	49,999,700.00	(63.89)	(300.00)	0.00	0.22
GENERAL ELECTRIC CO COMM PAPER -- 0.000% 02/03/2011	36960MP31	25,000,000.00	GE CO		100.00	24,999,650.00	525.00	(100.00)	0.01	0.17
GENERAL ELECTRIC CO COMM PAPER -- 0.000% 02/04/2011	36960MP49	25,000,000.00	GE CO		100.00	24,999,525.00	525.00	(100.00)	0.01	0.17
BNP PARIBAS FINANCE INC COMM PAPER -- 0.000% 02/07/2011	0556N1P72	25,000,000.00	BNP DIR		100.00	24,999,075.00	3,241.67	116.75	0.02	0.19
NORDEA NORTH AMERICA INC COMM PAPER -- 0.000% 02/08/2011	6555P1P84	35,000,000.00	CSFB		100.00	34,998,530.00	3,002.22	95.20	0.02	0.19
GENERAL ELEC CAP CORP COMM PAPER -- 0.000% 02/10/2011	36959JPA5	50,000,000.00	GECC		100.00	49,997,600.00	10,100.00	100.00	0.03	0.17
JP MORGAN CHASE & CO COMM PAPER -- 0.000% 02/14/2011	4662J1PE4	45,000,000.00	JPMCHASE		99.99	44,995,995.00	(1,380.00)	(1,567.35)	0.04	0.23
SVENSKA HANDELSBANKEN INC COMM PAPER -- 0.000% 02/22/2011	86958UPN8	25,000,000.00	SVENSKA		99.99	24,996,750.00	13,680.56	614.50	0.06	0.21
SVENSKA HANDELSBANKEN INC COMM PAPER -- 0.000% 02/22/2011	86958UPN8	25,000,000.00	GOLDMAN		99.99	24,996,750.00	13,312.50	614.50	0.06	0.21



**Managed Account Fair Market Value & Analytics**

For the Month Ending **January 31, 2011**

**SAN BERNARDINO COUNTY - 76990800**

<b>Security Type/Description</b>	<b>Dated Date/Coupon/Maturity</b>	<b>CUSIP</b>	<b>Par</b>	<b>Broker</b>	<b>Next Call Date</b>	<b>Market Price</b>	<b>Market Value</b>	<b>Unreal G/L On Cost</b>	<b>Unreal G/L Amort Cost</b>	<b>Duration to Worst</b>	<b>YTM at Mkt</b>
<b>Commercial Paper</b>											
BNP PARIBAS FINANCE INC COMM PAPER -- 0.000% 02/23/2011		0556N1PP2	25,000,000.00	BNP DIR		99.99	24,996,525.00	4,587.50	650.00	0.06	0.22
JP MORGAN CHASE & CO COMM PAPER -- 0.000% 03/01/2011		4662J1O11	5,000,000.00	JPMCHASE		99.98	4,998,925.00	850.00	(219.45)	0.08	0.27
JP MORGAN CHASE & CO COMM PAPER -- 0.000% 03/01/2011		4662J1O11	50,000,000.00	JPMCHASE		99.98	49,989,250.00	8,500.00	(2,194.50)	0.08	0.27
GENERAL ELEC CAP SVCS COMM PAPER -- 0.000% 03/01/2011		36959SO14	50,000,000.00	GE CO		99.99	49,992,750.00	11,388.89	1,305.50	0.08	0.18
NORDEA NORTH AMERICAL INC COMM PAPER -- 0.000% 04/13/2011		6555P1RD1	15,000,000.00	CSFB		99.94	14,991,300.00	983.33	(416.70)	0.20	0.29
BNP PARIBAS FINANCE INC COMM PAPER -- 0.000% 05/02/2011		0556N1S20	50,000,000.00	BNP DIR		99.93	49,963,200.00	7,436.11	6,950.00	0.25	0.29
RABOBANK USA FIN CORP COMM PAPER -- 0.000% 06/01/2011		74977LT15	50,000,000.00	RABOBANK		99.93	49,964,350.00	16,850.00	14,350.00	0.33	0.21

**Security Type Sub-Total** **870,000,000.00** **869,878,225.00** **129,908.35** **18,248.45** **0.06** **0.20**

<b>Certificate of Deposit</b>											
SOCIETE GENERALE NY CERT DEPOS DTD 10/22/2010 0.320% 02/01/2011		83369RGB1	17,100,000.00	JPMCHASE		100.00	17,100,032.49	(10.16)	32.49	0.00	0.25
SVENSKA HANDELSBANKEN NY CERT DEPOS DTD 11/03/2010 0.265% 02/01/2011		86959BKM6	25,000,000.00	RBC CAP		100.00	25,000,010.00	10.00	10.00	0.00	0.25
SVENSKA HANDELSBANKEN NY CERT DEPOS DTD 11/03/2010 0.265% 02/02/2011		86959BKH7	20,000,000.00	RBC CAP		100.00	20,000,016.00	(290.21)	7.80	0.01	0.25
NORDEA BANK FINLAND NY CERT DEPOS DTD 01/27/2011 0.190% 02/03/2011		65557VKR1	25,000,000.00	NORDEA		100.00	24,999,871.75	(128.25)	(128.25)	0.01	0.25
NORDEA BANK FINLAND NY CERT DEPOS DTD 01/27/2011 0.190% 02/03/2011		65557VKR1	50,000,000.00	NORDEA		100.00	49,999,743.50	(256.50)	(256.50)	0.01	0.25
NORDEA BANK FIN NY CERT DEPOS DTD 10/04/2010 0.280% 02/04/2011		65557VBR1	25,000,000.00	JPMCHASE		100.00	25,000,077.50	(1,181.47)	36.00	0.01	0.25





**Managed Account Fair Market Value & Analytics**

For the Month Ending **January 31, 2011**

**SAN BERNARDINO COUNTY - 76990800**

<b>Security Type/Description</b>	<b>Dated Date/Coupon/Maturity</b>	<b>CUSIP</b>	<b>Par</b>	<b>Broker</b>	<b>Next Call Date</b>	<b>Market Price</b>	<b>Market Value</b>	<b>Unreal G/L On Cost</b>	<b>Unreal G/L Amort Cost</b>	<b>Duration to Worst</b>	<b>YTM at Mkt</b>
<b>Certificate of Deposit</b>											
WESTPAC BANKING CORP NY CERT DEPOS DTD 11/10/2010 0.230% 02/08/2011		96121H7M0	25,000,000.00	UBS AG		100.00	24,999,860.50	(139.50)	(139.50)	0.02	0.25
WESTPAC BANKING CORP NY CERT DEPOS DTD 11/10/2010 0.230% 02/08/2011		96121H7M0	25,000,000.00	UBS AG		100.00	24,999,860.50	(139.50)	(139.50)	0.02	0.25
SVENSKA HANDELSBANKEN NY CERT DEPOS DTD 12/29/2010 0.260% 02/09/2011		86959BMS1	50,000,000.00	JPMCHASE		100.00	50,000,055.00	(528.16)	(56.00)	0.02	0.26
BNP PARIBAS SF CERT DEPOS DTD 01/19/2011 0.260% 03/01/2011		0556607A9	25,000,000.00	BNP DIR		100.00	24,999,811.00	(189.00)	(189.00)	0.08	0.27
BNP PARIBAS SF CERT DEPOS DTD 01/19/2011 0.260% 03/02/2011		0556607C5	25,000,000.00	BNP DIR		100.00	24,999,789.75	(210.25)	(210.25)	0.08	0.27
BNP PARIBAS SF CERT DEPOS DTD 01/18/2011 0.310% 03/21/2011		0556606Z5	15,000,000.00	BNP DIR		100.00	15,000,426.00	426.00	426.00	0.13	0.29
RABOBANK NEDERLAND NV NY CERT DEPOS DTD 11/08/2010 0.290% 04/29/2011		74977MPH2	25,000,000.00	RABOBANK		99.99	24,997,186.00	(2,814.00)	(2,814.00)	0.24	0.34
RABOBANK NEDERLAND NV NY CERT DEPOS DTD 11/05/2010 0.310% 05/09/2011		74977MPB5	25,000,000.00	RBC CAP		99.99	24,997,540.25	(2,459.75)	(2,459.75)	0.27	0.35
RABOBANK NEDERLAND NV NY CERT DEPOS DTD 11/18/2010 0.310% 05/17/2011		74977JKS0	25,000,000.00	RABOBANK		99.99	24,996,826.50	(3,173.50)	(3,173.50)	0.29	0.35
TORONTO DOMINION BANK NY CERT DEPOS DTD 11/24/2010 0.320% 05/23/2011		89112YNY5	25,000,000.00	TOR DOM		99.99	24,997,016.25	(2,983.75)	(2,983.75)	0.31	0.36
TORONTO DOMINION BANK NY CERT DEPOS DTD 01/26/2011 0.250% 05/27/2011		89112YTG8	50,000,000.00	TOR DOM		99.96	49,982,023.50	(17,976.50)	(17,976.50)	0.32	0.36
RABOBANK NEDERLAND NV NY CERT DEPOS DTD 12/07/2010 0.360% 06/01/2011		74977JLA8	25,000,000.00	RABOBANK		100.00	24,999,472.75	(527.25)	(527.25)	0.33	0.37
<b>Security Type Sub-Total</b>			<b>502,100,000.00</b>				<b>502,069,619.24</b>	<b>(32,571.75)</b>	<b>(30,541.46)</b>	<b>0.12</b>	<b>0.29</b>
<b>Managed Account Sub-Total</b>			<b>4,665,274,000.00</b>				<b>4,686,865,217.00</b>	<b>(8,214,416.05)</b>	<b>8,559,403.89</b>	<b>0.87</b>	<b>0.51</b>



### Managed Account Fair Market Value & Analytics

For the Month Ending **January 31, 2011**

SAN BERNARDINO COUNTY - 76990800

<b>Securities Sub-Total</b>	<b>\$4,665,274,000.00</b>	<b>\$4,686,865,217.00</b>	<b>(\$8,214,416.05)</b>	<b>\$8,559,403.89</b>	<b>0.87</b>	<b>0.51%</b>
<b>Accrued Interest</b>		<b>\$14,645,627.61</b>				
<b>Total Investments</b>		<b>\$4,701,510,844.61</b>				

Bolded items are forward settling trades.



**Managed Account Security Transactions & Interest**

For the Month Ending **January 31, 2011**

**SAN BERNARDINO COUNTY - 76990800**

Transaction Type	Trade	Settle	Security Description	CUSIP	Par	Principal Proceeds	Accrued Interest	Total	Realized G/L Cost	Realized G/L Amort Cost	Sale Method
<b>BUY</b>											
	01/03/11	01/03/11	CREDIT AGRICOLE NA COMM PAPER -- 0.000% 01/04/2011	22532CN42	50,000,000.00	(49,999,694.44)	0.00	(49,999,694.44)			
	01/03/11	01/03/11	CREDIT AGRICOLE NA COMM PAPER -- 0.000% 01/04/2011	22532CN42	50,000,000.00	(49,999,694.44)	0.00	(49,999,694.44)			
	01/03/11	01/03/11	BARCLAYS US FUNDING LLC COMM PAPER -- 0.000% 02/01/2011	06737JP17	50,000,000.00	(49,991,944.44)	0.00	(49,991,944.44)			
	01/03/11	01/03/11	BARCLAYS US FUNDING LLC COMM PAPER -- 0.000% 02/01/2011	06737JP17	50,000,000.00	(49,991,944.44)	0.00	(49,991,944.44)			
	01/03/11	01/03/11	SOCIETE GENERALE NA COMM PAPER -- 0.000% 01/04/2011	83365SN41	50,000,000.00	(49,999,680.56)	0.00	(49,999,680.56)			
	01/03/11	01/03/11	SOCIETE GENERALE NA COMM PAPER -- 0.000% 01/04/2011	83365SN41	50,000,000.00	(49,999,680.56)	0.00	(49,999,680.56)			
	01/04/11	01/04/11	RABOBANK NEDERLAND NV NY CERT DEPOS DTD 11/05/2010 0.310% 05/09/2011	74977MPB5	25,000,000.00	(25,000,000.00)	(12,916.67)	(25,012,916.67)			
	01/04/11	01/04/11	CREDIT AGRICOLE NA COMM PAPER -- 0.000% 01/05/2011	22532CN59	50,000,000.00	(49,999,694.44)	0.00	(49,999,694.44)			
	01/04/11	01/04/11	CREDIT AGRICOLE NA COMM PAPER -- 0.000% 01/05/2011	22532CN59	50,000,000.00	(49,999,694.44)	0.00	(49,999,694.44)			
	01/04/11	01/04/11	SOCIETE GENERALE NA COMM PAPER -- 0.000% 01/05/2011	83365SN58	50,000,000.00	(49,999,694.44)	0.00	(49,999,694.44)			
	01/04/11	01/04/11	SOCIETE GENERALE NA COMM PAPER -- 0.000% 01/05/2011	83365SN58	50,000,000.00	(49,999,694.44)	0.00	(49,999,694.44)			
	01/05/11	01/05/11	SOCIETE GENERALE N AMER COMM PAPER -- 0.000% 01/06/2011	83365SN66	50,000,000.00	(49,999,736.11)	0.00	(49,999,736.11)			



**Managed Account Security Transactions & Interest**

For the Month Ending **January 31, 2011**

**SAN BERNARDINO COUNTY - 76990800**

Transaction Type	Trade	Settle	Security Description	CUSIP	Par	Principal Proceeds	Accrued Interest	Total	Realized G/L Cost	Realized G/L Amort Cost	Sale Method
<b>BUY</b>											
	01/05/11	01/05/11	SOCIETE GENERALE N AMER COMM PAPER -- 0.000% 01/06/2011	83365SN66	40,000,000.00	(39,999,788.89)	0.00	(39,999,788.89)			
	01/05/11	01/05/11	CREDIT AGRI NORTH AMERIC COMM PAPER -- 0.000% 01/06/2011	22532CN67	50,000,000.00	(49,999,722.22)	0.00	(49,999,722.22)			
	01/05/11	01/05/11	CREDIT AGRI NORTH AMERIC COMM PAPER -- 0.000% 01/06/2011	22532CN67	50,000,000.00	(49,999,722.22)	0.00	(49,999,722.22)			
	01/05/11	01/05/11	JP MORGAN CHASE & CO COMM PAPER -- 0.000% 01/06/2011	46621N63	17,000,000.00	(16,999,919.72)	0.00	(16,999,919.72)			
	01/05/11	01/06/11	US TREASURY NOTES DTD 03/15/2010 1.375% 03/15/2013	912828MT4	25,000,000.00	(25,310,546.88)	(107,303.18)	(25,417,850.06)			
	01/05/11	01/10/11	FHLMC NOTES (FLOATING) DTD 01/10/2011 0.370% 01/10/2013	3134G1U69	50,000,000.00	(49,979,800.00)	0.00	(49,979,800.00)			
	01/05/11	01/14/11	FFCB NOTES (FLOATING) DTD 01/14/2011 0.340% 01/14/2013	31331J7K3	50,000,000.00	(49,987,500.00)	0.00	(49,987,500.00)			
	01/06/11	01/06/11	CREDIT AGRICOLE NA COMM PAPER -- 0.000% 01/07/2011	22532CN75	50,000,000.00	(49,999,722.22)	0.00	(49,999,722.22)			
	01/06/11	01/06/11	CREDIT AGRICOLE NA COMM PAPER -- 0.000% 01/07/2011	22532CN75	50,000,000.00	(49,999,722.22)	0.00	(49,999,722.22)			
	01/06/11	01/06/11	SOCIETE GENERALE NA COMM PAPER -- 0.000% 01/07/2011	83365SN74	50,000,000.00	(49,999,722.22)	0.00	(49,999,722.22)			
	01/06/11	01/06/11	SOCIETE GENERALE NA COMM PAPER -- 0.000% 01/07/2011	83365SN74	50,000,000.00	(49,999,722.22)	0.00	(49,999,722.22)			
	01/06/11	01/06/11	RABOBANK USA FIN CORP COMM PAPER -- 0.000% 01/13/2011	74977LND5	25,000,000.00	(24,999,125.00)	0.00	(24,999,125.00)			



**Managed Account Security Transactions & Interest**

For the Month Ending **January 31, 2011**

**SAN BERNARDINO COUNTY - 76990800**

Transaction Type		Security Description	CUSIP	Par	Principal Proceeds	Accrued Interest	Total	Realized G/L Cost	Realized G/L Amort Cost	Sale Method
Trade	Settle									
<b>BUY</b>										
01/06/11	01/06/11	RABOBANK USA FIN CORP COMM PAPER -- 0.000% 01/14/2011	74977LNE3	25,000,000.00	(24,999,000.00)	0.00	(24,999,000.00)			
01/06/11	01/06/11	RABOBANK USA FIN CORP COMM PAPER -- 0.000% 01/14/2011	74977LNE3	50,000,000.00	(49,998,000.00)	0.00	(49,998,000.00)			
01/07/11	01/07/11	SOCIETE GENERALE NA COMM PAPER -- 0.000% 01/10/2011	83365SNA7	50,000,000.00	(49,999,166.67)	0.00	(49,999,166.67)			
01/07/11	01/07/11	SOCIETE GENERALE NA COMM PAPER -- 0.000% 01/10/2011	83365SNA7	50,000,000.00	(49,999,166.67)	0.00	(49,999,166.67)			
01/07/11	01/07/11	CREDIT AGRICOLE NA COMM PAPER -- 0.000% 01/10/2011	22532CNA8	50,000,000.00	(49,999,166.67)	0.00	(49,999,166.67)			
01/07/11	01/07/11	CREDIT AGRICOLE NA COMM PAPER -- 0.000% 01/10/2011	22532CNA8	50,000,000.00	(49,999,166.67)	0.00	(49,999,166.67)			
01/07/11	01/07/11	BNP PARIBAS FINANCE INC COMM PAPER -- 0.000% 01/10/2011	0556N1NA7	35,000,000.00	(34,999,475.00)	0.00	(34,999,475.00)			
01/07/11	01/07/11	BNP PARIBAS FINANCE INC COMM PAPER -- 0.000% 01/28/2011	0556N1NU3	50,000,000.00	(49,992,708.33)	0.00	(49,992,708.33)			
01/10/11	01/10/11	CREDIT AGRICOLE NA COMM PAPER -- 0.000% 01/11/2011	22532CNB6	50,000,000.00	(49,999,722.22)	0.00	(49,999,722.22)			
01/10/11	01/10/11	CREDIT AGRICOLE NA COMM PAPER -- 0.000% 01/11/2011	22532CNB6	50,000,000.00	(49,999,722.22)	0.00	(49,999,722.22)			
01/10/11	01/10/11	SOCIETE GENERALE NA COMM PAPER -- 0.000% 01/11/2011	83365SNB5	50,000,000.00	(49,999,736.11)	0.00	(49,999,736.11)			
01/10/11	01/10/11	SOCIETE GENERALE NA COMM PAPER -- 0.000% 01/11/2011	83365SNB5	50,000,000.00	(49,999,736.11)	0.00	(49,999,736.11)			
01/11/11	01/11/11	SOCIETE GENERALE NA COMM PAPER -- 0.000% 01/12/2011	83365SNC3	50,000,000.00	(49,999,750.00)	0.00	(49,999,750.00)			



**Managed Account Security Transactions & Interest**

For the Month Ending **January 31, 2011**

**SAN BERNARDINO COUNTY - 76990800**

Transaction Type	Trade	Settle	Security Description	CUSIP	Par	Principal Proceeds	Accrued Interest	Total	Realized G/L Cost	Realized G/L Amort Cost	Sale Method
<b>BUY</b>											
	01/11/11	01/11/11	SOCIETE GENERALE NA COMM PAPER -- 0.000% 01/12/2011	83365SNC3	50,000,000.00	(49,999,750.00)	0.00	(49,999,750.00)			
	01/11/11	01/11/11	BNP PARIBAS FINANCE INC COMM PAPER -- 0.000% 01/12/2011	0556N1NC3	25,000,000.00	(24,999,881.94)	0.00	(24,999,881.94)			
	01/11/11	01/11/11	CREDIT AGRICOLE NORTH AMERICA COMM PAPER -- 0.000% 01/12/2011	22532CNC4	50,000,000.00	(49,999,722.22)	0.00	(49,999,722.22)			
	01/11/11	01/11/11	CREDIT AGRICOLE NORTH AMERICA COMM PAPER -- 0.000% 01/12/2011	22532CNC4	50,000,000.00	(49,999,722.22)	0.00	(49,999,722.22)			
	01/11/11	01/11/11	BNP PARIBAS FINANCE INC COMM PAPER -- 0.000% 02/23/2011	0556N1PP2	25,000,000.00	(24,991,937.50)	0.00	(24,991,937.50)			
	01/12/11	01/12/11	CREDIT AGRICOLE NA COMM PAPER -- 0.000% 01/13/2011	22532CND2	50,000,000.00	(49,999,750.00)	0.00	(49,999,750.00)			
	01/12/11	01/12/11	CREDIT AGRICOLE NA COMM PAPER -- 0.000% 01/13/2011	22532CND2	50,000,000.00	(49,999,750.00)	0.00	(49,999,750.00)			
	01/12/11	01/12/11	BNP PARIBAS FINANCE INC COMM PAPER -- 0.000% 01/13/2011	0556N1ND1	25,000,000.00	(24,999,881.94)	0.00	(24,999,881.94)			
	01/12/11	01/12/11	JP MORGAN CHASE & CO COMM PAPER -- 0.000% 01/13/2011	466211ND8	25,000,000.00	(24,999,895.83)	0.00	(24,999,895.83)			
	01/12/11	01/12/11	SOCIETE GENERALE NA COMM PAPER -- 0.000% 01/13/2011	83365SND1	50,000,000.00	(49,999,750.00)	0.00	(49,999,750.00)			
	01/12/11	01/12/11	SOCIETE GENERALE NA COMM PAPER -- 0.000% 01/13/2011	83365SND1	50,000,000.00	(49,999,750.00)	0.00	(49,999,750.00)			
	01/12/11	01/13/11	FHLB NOTES DTD 11/08/2010 0.500% 06/26/2013	313371PM2	40,565,000.00	(40,075,786.10)	(9,577.85)	(40,085,363.95)			



**Managed Account Security Transactions & Interest**

For the Month Ending **January 31, 2011**

**SAN BERNARDINO COUNTY - 76990800**

Transaction Type		Security Description	CUSIP	Par	Principal Proceeds	Accrued Interest	Total	Realized G/L Cost	Realized G/L Amort Cost	Sale Method
Trade	Settle									
<b>BUY</b>										
01/13/11	01/13/11	CREDIT AGRICOLE NA COMM PAPER -- 0.000% 01/14/2011	22532CNE0	50,000,000.00	(49,999,736.11)	0.00	(49,999,736.11)			
01/13/11	01/13/11	CREDIT AGRICOLE NA COMM PAPER -- 0.000% 01/14/2011	22532CNE0	50,000,000.00	(49,999,736.11)	0.00	(49,999,736.11)			
01/13/11	01/13/11	SOCIETE GENERALE NA COMM PAPER -- 0.000% 01/14/2011	83365SNE9	50,000,000.00	(49,999,763.89)	0.00	(49,999,763.89)			
01/13/11	01/13/11	SOCIETE GENERALE NA COMM PAPER -- 0.000% 01/14/2011	83365SNE9	50,000,000.00	(49,999,763.89)	0.00	(49,999,763.89)			
01/13/11	01/13/11	BNP PARIBAS FINANCE INC COMM PAPER -- 0.000% 01/14/2011	0556N1NE9	25,000,000.00	(24,999,881.94)	0.00	(24,999,881.94)			
01/14/11	01/14/11	BNP PARIBAS FINANCE INC COMM PAPER -- 0.000% 02/07/2011	0556N1P72	25,000,000.00	(24,995,833.33)	0.00	(24,995,833.33)			
01/14/11	01/14/11	SOCIETE GENERALE NA COMM PAPER -- 0.000% 01/18/2011	83365SNJ8	50,000,000.00	(49,999,000.00)	0.00	(49,999,000.00)			
01/14/11	01/14/11	SOCIETE GENERALE NA COMM PAPER -- 0.000% 01/18/2011	83365SNJ8	50,000,000.00	(49,999,000.00)	0.00	(49,999,000.00)			
01/14/11	01/14/11	JP MORGAN CHASE & CO COMM PAPER -- 0.000% 01/18/2011	4662J1NJ5	10,000,000.00	(9,999,822.22)	0.00	(9,999,822.22)			
01/14/11	01/14/11	CREDIT AGRICOLE NA COMM PAPER -- 0.000% 01/18/2011	22532CNJ9	50,000,000.00	(49,999,000.00)	0.00	(49,999,000.00)			
01/14/11	01/14/11	CREDIT AGRICOLE NA COMM PAPER -- 0.000% 01/18/2011	22532CNJ9	50,000,000.00	(49,999,000.00)	0.00	(49,999,000.00)			
01/18/11	01/18/11	BNP PARIBAS SF CERT DEPOS DTD 01/18/2011 0.310% 03/21/2011	05566Q6Z5	15,000,000.00	(15,000,000.00)	0.00	(15,000,000.00)			
01/18/11	01/18/11	SOCIETE GENERALE NA COMM PAPER -- 0.000% 01/19/2011	83365SNK5	50,000,000.00	(49,999,694.44)	0.00	(49,999,694.44)			
01/18/11	01/18/11	SOCIETE GENERALE NA COMM PAPER -- 0.000% 01/19/2011	83365SNK5	50,000,000.00	(49,999,694.44)	0.00	(49,999,694.44)			



**Managed Account Security Transactions & Interest**

For the Month Ending **January 31, 2011**

**SAN BERNARDINO COUNTY - 76990800**

Transaction Type	Trade	Settle	Security Description	CUSIP	Par	Principal Proceeds	Accrued Interest	Total	Realized G/L Cost	Realized G/L Amort Cost	Sale Method
<b>BUY</b>											
	01/18/11	01/18/11	RABOBANK USA FIN CORP COMM PAPER -- 0.000% 01/19/2011	74977LNK9	50,000,000.00	(49,999,722.22)	0.00	(49,999,722.22)			
	01/18/11	01/18/11	RABOBANK USA FIN CORP COMM PAPER -- 0.000% 01/19/2011	74977LNK9	10,000,000.00	(9,999,944.44)	0.00	(9,999,944.44)			
	01/18/11	01/18/11	CREDIT AGRICOLE NA COMM PAPER -- 0.000% 01/19/2011	22532CNK6	50,000,000.00	(49,999,680.56)	0.00	(49,999,680.56)			
	01/18/11	01/18/11	CREDIT AGRICOLE NA COMM PAPER -- 0.000% 01/19/2011	22532CNK6	50,000,000.00	(49,999,680.56)	0.00	(49,999,680.56)			
	01/18/11	01/19/11	FNMA FLOATING RATE NOTES DTD 12/03/2010 0.380% 12/03/2012	31398A6V9	25,000,000.00	(24,997,500.00)	(12,250.00)	(25,009,750.00)			
	01/18/11	01/24/11	FHLMC NOTES (FLOATING) DTD 01/24/2011 0.340% 01/24/2013	3134G1X90	25,000,000.00	(24,982,350.00)	0.00	(24,982,350.00)			
	01/19/11	01/19/11	BNP PARIBAS SF CERT DEPOS DTD 01/19/2011 0.260% 03/01/2011	05566Q7A9	25,000,000.00	(25,000,000.00)	0.00	(25,000,000.00)			
	01/19/11	01/19/11	CREDIT AGRICOLE NA COMM PAPER -- 0.000% 01/20/2011	22532CNL4	50,000,000.00	(49,999,708.33)	0.00	(49,999,708.33)			
	01/19/11	01/19/11	CREDIT AGRICOLE NA COMM PAPER -- 0.000% 01/20/2011	22532CNL4	50,000,000.00	(49,999,708.33)	0.00	(49,999,708.33)			
	01/19/11	01/19/11	SOCIETE GENERALE NA COMM PAPER -- 0.000% 01/20/2011	83365SNL3	50,000,000.00	(49,999,708.33)	0.00	(49,999,708.33)			
	01/19/11	01/19/11	SOCIETE GENERALE NA COMM PAPER -- 0.000% 01/20/2011	83365SNL3	50,000,000.00	(49,999,708.33)	0.00	(49,999,708.33)			
	01/19/11	01/19/11	NORDEA NORTH AMERICA INC COMM PAPER -- 0.000% 02/08/2011	6555P1P84	35,000,000.00	(34,995,527.78)	0.00	(34,995,527.78)			
	01/19/11	01/19/11	BNP PARIBAS SF CERT DEPOS DTD 01/19/2011 0.260% 03/02/2011	05566Q7C5	25,000,000.00	(25,000,000.00)	0.00	(25,000,000.00)			





**Managed Account Security Transactions & Interest**

For the Month Ending **January 31, 2011**

**SAN BERNARDINO COUNTY - 76990800**

Transaction Type		Security Description	CUSIP	Par	Principal Proceeds	Accrued Interest	Total	Realized G/L Cost	Realized G/L Amort Cost	Sale Method
Trade	Settle									
<b>BUY</b>										
01/20/11	01/20/11	SOCIETE GENERALE NA COMM PAPER -- 0.000% 01/21/2011	83365SNM1	50,000,000.00	(49,999,722.22)	0.00	(49,999,722.22)			
01/20/11	01/20/11	SOCIETE GENERALE NA COMM PAPER -- 0.000% 01/21/2011	83365SNM1	50,000,000.00	(49,999,722.22)	0.00	(49,999,722.22)			
01/20/11	01/20/11	NORDEA NORTH AMERICAL INC COMM PAPER -- 0.000% 04/13/2011	6555P1RD1	15,000,000.00	(14,990,316.67)	0.00	(14,990,316.67)			
01/20/11	01/20/11	CREDIT AGRICOLE NA COMM PAPER -- 0.000% 01/21/2011	22532CNM2	50,000,000.00	(49,999,708.33)	0.00	(49,999,708.33)			
01/20/11	01/20/11	CREDIT AGRICOLE NA COMM PAPER -- 0.000% 01/21/2011	22532CNM2	50,000,000.00	(49,999,708.33)	0.00	(49,999,708.33)			
01/20/11	01/21/11	FNMA GLOBAL NOTES (EX-CALLABLE) DTD 07/14/2003 4.375% 07/17/2013	31359MSL8	19,950,000.00	(21,609,840.00)	(9,697.92)	(21,619,537.92)			
01/21/11	01/21/11	JP MORGAN CHASE & CO COMM PAPER -- 0.000% 01/24/2011	4662J1NO9	5,000,000.00	(4,999,937.50)	0.00	(4,999,937.50)			
01/21/11	01/21/11	CREDIT AGRICOLE NA COMM PAPER -- 0.000% 01/24/2011	22532CNO3	50,000,000.00	(49,999,250.00)	0.00	(49,999,250.00)			
01/21/11	01/21/11	CREDIT AGRICOLE NA COMM PAPER -- 0.000% 01/24/2011	22532CNO3	50,000,000.00	(49,999,250.00)	0.00	(49,999,250.00)			
01/21/11	01/21/11	SOCIETE GENERALE NA COMM PAPER -- 0.000% 01/24/2011	83365SNO2	50,000,000.00	(49,999,291.67)	0.00	(49,999,291.67)			
01/21/11	01/21/11	SOCIETE GENERALE NA COMM PAPER -- 0.000% 01/24/2011	83365SNO2	50,000,000.00	(49,999,291.67)	0.00	(49,999,291.67)			
01/24/11	01/24/11	SOCIETE GENERALE N AMER COMM PAPER -- 0.000% 01/25/2011	83365SNR0	50,000,000.00	(49,999,736.11)	0.00	(49,999,736.11)			
01/24/11	01/24/11	SOCIETE GENERALE N AMER COMM PAPER -- 0.000% 01/25/2011	83365SNR0	50,000,000.00	(49,999,736.11)	0.00	(49,999,736.11)			



## Managed Account Security Transactions & Interest

For the Month Ending **January 31, 2011**

**SAN BERNARDINO COUNTY - 76990800**

Transaction Type	Trade	Settle	Security Description	CUSIP	Par	Principal Proceeds	Accrued Interest	Total	Realized G/L Cost	Realized G/L Amort Cost	Sale Method
<b>BUY</b>											
	01/24/11	01/24/11	CREDIT AGRI NORTH AMER COMM PAPER -- 0.000% 01/25/2011	22532CNR1	50,000,000.00	(49,999,750.00)	0.00	(49,999,750.00)			
	01/24/11	01/24/11	CREDIT AGRI NORTH AMER COMM PAPER -- 0.000% 01/25/2011	22532CNR1	50,000,000.00	(49,999,750.00)	0.00	(49,999,750.00)			
	01/24/11	01/25/11	FNMA GLOBAL NOTES (EX-CALLABLE) DTD 07/14/2003 4.375% 07/17/2013	31359MSL8	13,500,000.00	(14,607,270.00)	(13,125.00)	(14,620,395.00)			
	01/25/11	01/25/11	SOCIETE GENERALE NA COMM PAPER -- 0.000% 01/26/2011	83365SNS8	50,000,000.00	(49,999,750.00)	0.00	(49,999,750.00)			
	01/25/11	01/25/11	SOCIETE GENERALE NA COMM PAPER -- 0.000% 01/26/2011	83365SNS8	50,000,000.00	(49,999,750.00)	0.00	(49,999,750.00)			
	01/25/11	01/25/11	CREDIT AGRICOLE NA COMM PAPER -- 0.000% 01/26/2011	22532CNS9	50,000,000.00	(49,999,750.00)	0.00	(49,999,750.00)			
	01/25/11	01/25/11	CREDIT AGRICOLE NA COMM PAPER -- 0.000% 01/26/2011	22532CNS9	50,000,000.00	(49,999,750.00)	0.00	(49,999,750.00)			
	01/25/11	01/25/11	JP MORGAN CHASE & CO COMM PAPER -- 0.000% 01/26/2011	4662J1NS5	15,000,000.00	(14,999,937.50)	0.00	(14,999,937.50)			
	01/25/11	01/25/11	JP MORGAN CHASE & CO COMM PAPER -- 0.000% 01/26/2011	4662J1NS5	30,000,000.00	(29,999,875.00)	0.00	(29,999,875.00)			
	<b>01/25/11</b>	<b>02/03/11</b>	<b>FHLMC NOTES (CALLABLE) DTD 02/03/2011 1.375% 02/03/2014</b>	<b>3134G1X66</b>	<b>50,000,000.00</b>	<b>(49,905,000.00)</b>	<b>0.00</b>	<b>(49,905,000.00)</b>			
	01/26/11	01/26/11	TORONTO DOMINION BANK NY CERT DEPOS DTD 01/26/2011 0.250% 05/27/2011	89112YTG8	50,000,000.00	(50,000,000.00)	0.00	(50,000,000.00)			
	01/26/11	01/26/11	CREDIT AGRI NORTH AMERICA COMM PAPER -- 0.000% 01/27/2011	22532CNT7	50,000,000.00	(49,999,750.00)	0.00	(49,999,750.00)			



**Managed Account Security Transactions & Interest**

For the Month Ending **January 31, 2011**

**SAN BERNARDINO COUNTY - 76990800**

Transaction Type		Security Description	CUSIP	Par	Principal Proceeds	Accrued Interest	Total	Realized G/L Cost	Realized G/L Amort Cost	Sale Method
Trade	Settle									
<b>BUY</b>										
01/26/11	01/26/11	CREDIT AGRI NORTH AMERICA COMM PAPER -- 0.000% 01/27/2011	22532CNT7	50,000,000.00	(49,999,750.00)	0.00	(49,999,750.00)			
01/26/11	01/26/11	SOCIETE GENERALE NA COMM PAPER -- 0.000% 01/27/2011	83365SNT6	50,000,000.00	(49,999,763.89)	0.00	(49,999,763.89)			
01/26/11	01/26/11	SOCIETE GENERALE NA COMM PAPER -- 0.000% 01/27/2011	83365SNT6	50,000,000.00	(49,999,763.89)	0.00	(49,999,763.89)			
01/26/11	01/26/11	RABOBANK USA FIN CORP COMM PAPER -- 0.000% 01/27/2011	74977LNT0	30,000,000.00	(29,999,883.33)	0.00	(29,999,883.33)			
01/26/11	01/26/11	RABOBANK USA FIN CORP COMM PAPER -- 0.000% 06/01/2011	74977LT15	50,000,000.00	(49,947,500.00)	0.00	(49,947,500.00)			
01/26/11	01/27/11	FNMA GLOBAL NOTES (CALLABLE) DTD 01/27/2011 1.375% 01/27/2014	3135G0AH6	25,000,000.00	(24,992,500.00)	0.00	(24,992,500.00)			
01/26/11	01/27/11	FNMA GLOBAL NOTES (CALLABLE) DTD 01/27/2011 1.375% 01/27/2014	3135G0AH6	26,225,000.00	(26,216,608.00)	0.00	(26,216,608.00)			
01/27/11	01/27/11	RABOBANK USA FIN CORP COMM PAPER -- 0.000% 01/28/2011	74977LNU7	50,000,000.00	(49,999,805.56)	0.00	(49,999,805.56)			
01/27/11	01/27/11	GENERAL ELECTRIC CO COMM PAPER -- 0.000% 02/04/2011	36960MP49	25,000,000.00	(24,999,000.00)	0.00	(24,999,000.00)			
01/27/11	01/27/11	CREDIT AGRICOLE NA COMM PAPER -- 0.000% 01/28/2011	22532CNU4	50,000,000.00	(49,999,750.00)	0.00	(49,999,750.00)			
01/27/11	01/27/11	CREDIT AGRICOLE NA COMM PAPER -- 0.000% 01/28/2011	22532CNU4	50,000,000.00	(49,999,750.00)	0.00	(49,999,750.00)			
01/27/11	01/27/11	NORDEA BANK FINLAND NY CERT DEPOS DTD 01/27/2011 0.190% 02/03/2011	65557VKR1	25,000,000.00	(25,000,000.00)	0.00	(25,000,000.00)			



**Managed Account Security Transactions & Interest**

For the Month Ending **January 31, 2011**

**SAN BERNARDINO COUNTY - 76990800**

Transaction Type		Security Description	CUSIP	Par	Principal Proceeds	Accrued Interest	Total	Realized G/L Cost	Realized G/L Amort Cost	Sale Method
Trade	Settle									
<b>BUY</b>										
01/27/11	01/27/11	NORDEA BANK FINLAND NY CERT DEPOS DTD 01/27/2011 0.190% 02/03/2011	65557VKR1	50,000,000.00	(50,000,000.00)	0.00	(50,000,000.00)			
01/27/11	01/27/11	SOCIETE GENERALE NA COMM PAPER -- 0.000% 01/28/2011	83365SNU3	50,000,000.00	(49,999,777.78)	0.00	(49,999,777.78)			
01/27/11	01/27/11	SOCIETE GENERALE NA COMM PAPER -- 0.000% 01/28/2011	83365SNU3	50,000,000.00	(49,999,777.78)	0.00	(49,999,777.78)			
01/27/11	01/27/11	JP MORGAN CHASE & CO COMM PAPER -- 0.000% 01/28/2011	46621NU0	25,000,000.00	(24,999,895.83)	0.00	(24,999,895.83)			
01/27/11	01/27/11	GENERAL ELECTRIC CO COMM PAPER -- 0.000% 02/03/2011	36960MP31	25,000,000.00	(24,999,125.00)	0.00	(24,999,125.00)			
01/28/11	01/28/11	JP MORGAN CHASE & CO COMM PAPER -- 0.000% 01/31/2011	46621NX4	45,000,000.00	(44,999,437.50)	0.00	(44,999,437.50)			
01/28/11	01/28/11	SOCIETE GENERALE NA COMM PAPER -- 0.000% 01/31/2011	83365SNX7	50,000,000.00	(49,999,291.67)	0.00	(49,999,291.67)			
01/28/11	01/28/11	SOCIETE GENERALE NA COMM PAPER -- 0.000% 01/31/2011	83365SNX7	50,000,000.00	(49,999,291.67)	0.00	(49,999,291.67)			
01/28/11	01/28/11	RABOBANK USA FIN CORP COMM PAPER -- 0.000% 01/31/2011	74977LNX1	30,000,000.00	(29,999,650.00)	0.00	(29,999,650.00)			
01/28/11	01/28/11	CREDIT AGRICOLE NA COMM PAPER -- 0.000% 01/31/2011	22532CNX8	50,000,000.00	(49,999,250.00)	0.00	(49,999,250.00)			
01/28/11	01/28/11	CREDIT AGRICOLE NA COMM PAPER -- 0.000% 01/31/2011	22532CNX8	50,000,000.00	(49,999,250.00)	0.00	(49,999,250.00)			
01/28/11	01/31/11	BNP PARIBAS FINANCE INC COMM PAPER -- 0.000% 05/02/2011	0556N1S20	50,000,000.00	(49,955,763.89)	0.00	(49,955,763.89)			
01/31/11	01/31/11	CREDIT AGRICOLE NA COMM PAPER -- 0.000% 02/01/2011	22532CP16	50,000,000.00	(49,999,722.22)	0.00	(49,999,722.22)			



**Managed Account Security Transactions & Interest**

For the Month Ending **January 31, 2011**

**SAN BERNARDINO COUNTY - 76990800**

Transaction Type	Trade	Settle	Security Description	CUSIP	Par	Principal Proceeds	Accrued Interest	Total	Realized G/L Cost	Realized G/L Amort Cost	Sale Method
<b>BUY</b>											
	01/31/11	01/31/11	CREDIT AGRICOLE NA COMM PAPER -- 0.000% 02/01/2011	22532CP16	50,000,000.00	(49,999,722.22)	0.00	(49,999,722.22)			
	01/31/11	01/31/11	SOCIETE GENERALE NY CERT DEPOS DTD 10/22/2010 0.320% 02/01/2011	83369RGB1	17,100,000.00	(17,100,042.65)	(15,352.00)	(17,115,394.65)			
	01/31/11	01/31/11	SOCIETE GENERALE NA COMM PAPER -- 0.000% 02/01/2011	83365SP15	50,000,000.00	(49,999,763.89)	0.00	(49,999,763.89)			
	01/31/11	01/31/11	SOCIETE GENERALE NA COMM PAPER -- 0.000% 02/01/2011	83365SP15	50,000,000.00	(49,999,763.89)	0.00	(49,999,763.89)			
	01/31/11	01/31/11	GOLDMAN FS GOVERNMENT MM FUND	38141W273	5,000,000.00	(5,000,000.00)	0.00	(5,000,000.00)			
	01/31/11	01/31/11	JP MORGAN CHASE & CO COMM PAPER -- 0.000% 02/14/2011	46621PE4	45,000,000.00	(44,997,375.00)	0.00	(44,997,375.00)			
<b>Transaction Type Sub-Total</b>					<b>5,574,340,000.00</b>	<b>(5,576,576,245.22)</b>	<b>(180,222.62)</b>	<b>(5,576,756,467.84)</b>			

<b>INTEREST</b>											
	01/02/11	01/02/11	FFCB BONDS (FLOATING) DTD 11/02/2009 0.241% 11/02/2011	31331G2M0	25,000,000.00	0.00	5,180.23	5,180.23			
	01/03/11	01/03/11	FHLB BONDS (EX-CALLABLE) DTD 07/03/2003 3.150% 01/03/2011	31339XUJ1	8,485,000.00	0.00	133,638.75	133,638.75			
	01/12/11	01/12/11	FFCB BONDS DTD 01/12/2009 1.600% 01/12/2011	31331GJY6	25,000,000.00	0.00	200,000.00	200,000.00			
	01/12/11	01/12/11	FHLMC (FLOATING) NOTES DTD 10/12/2010 0.310% 10/12/2012	3134G1WN0	25,000,000.00	0.00	21,048.50	21,048.50			
	01/12/11	01/12/11	FFCB BONDS DTD 01/12/2010 1.100% 01/12/2012	31331JBL6	25,000,000.00	0.00	137,500.00	137,500.00			
	01/12/11	01/12/11	FFCB BONDS DTD 01/12/2009 1.600% 01/12/2011	31331GJY6	25,000,000.00	0.00	200,000.00	200,000.00			
	01/15/11	01/15/11	GOLDMAN SACHS GROUP INC (FDIC) GL NOTES DTD 01/21/2009 1.625% 07/15/2011	38146FAF8	25,000,000.00	0.00	203,125.00	203,125.00			



**Managed Account Security Transactions & Interest**

For the Month Ending **January 31, 2011**

**SAN BERNARDINO COUNTY - 76990800**

Transaction Type		Security Description	CUSIP	Par	Principal Proceeds	Accrued Interest	Total	Realized G/L Cost	Realized G/L Amort Cost	Sale Method
Trade	Settle									
<b>INTEREST</b>										
01/15/11	01/15/11	US TREASURY NOTES DTD 01/15/2010 1.375% 01/15/2013	912828MG2	25,000,000.00	0.00	171,875.00	171,875.00			
01/15/11	01/15/11	GOLDMAN SACHS GROUP INC (FDIC) GL NOTES DTD 01/21/2009 1.625% 07/15/2011	38146FAF8	25,000,000.00	0.00	203,125.00	203,125.00			
01/16/11	01/16/11	FHLB GLOBAL NOTES DTD 12/10/2009 1.500% 01/16/2013	3133XW7L7	25,000,000.00	0.00	187,500.00	187,500.00			
01/18/11	01/18/11	FFCB BONDS DTD 01/18/2008 3.500% 01/18/2011	31331YNJ5	10,000,000.00	0.00	175,000.00	175,000.00			
01/18/11	01/18/11	FFCB FLOATING BONDS DTD 05/18/2009 0.351% 05/18/2011	31331GWG0	25,000,000.00	0.00	7,548.28	7,548.28			
01/18/11	01/18/11	FHLMC GLOBAL REFERENCE NOTES DTD 12/16/2005 4.750% 01/18/2011	3134A4VJ0	20,000,000.00	0.00	475,000.00	475,000.00			
01/18/11	01/18/11	FHLMC GLOBAL REFERENCE NOTES DTD 12/16/2005 4.750% 01/18/2011	3134A4VJ0	10,000,000.00	0.00	237,500.00	237,500.00			
01/25/11	01/25/11	FHLMC GLOBAL NOTES (CALLED, OMD 1/25/12) DTD 01/25/2010 1.375% 01/25/2011	3128X9TM2	25,000,000.00	0.00	171,875.00	171,875.00			
01/25/11	01/25/11	FHLB BONDS (CALLED, OMD 1/25/12) DTD 01/25/2010 1.125% 01/25/2011	3133XWPU7	25,000,000.00	0.00	140,625.00	140,625.00			
01/26/11	01/26/11	FHLMC (FLOATING) MTN DTD 04/26/2010 0.260% 10/26/2011	3134G1BL7	20,800,000.00	0.00	4,668.17	4,668.17			
01/26/11	01/26/11	FHLMC NOTES (CALLED, OMD 7/26/2013) DTD 07/26/2010 1.400% 01/26/2011	3134G1ML5	10,000,000.00	0.00	70,000.00	70,000.00			
01/26/11	01/26/11	FHLMC NOTES (CALLED, OMD 7/26/2012) DTD 07/26/2010 1.000% 01/26/2011	3134G1LT9	15,000,000.00	0.00	75,000.00	75,000.00			



### Managed Account Security Transactions & Interest

For the Month Ending **January 31, 2011**

**SAN BERNARDINO COUNTY - 76990800**

Transaction Type	Trade	Settle	Security Description	CUSIP	Par	Principal Proceeds	Accrued Interest	Total	Realized G/L Cost	Realized G/L Amort Cost	Sale Method
<b>INTEREST</b>											
	01/26/11	01/26/11	FHLMC NOTES (CALLED, OMD 7/26/2013) DTD 07/26/2010 1.400% 01/26/2011	3134G1ML5	10,000,000.00	0.00	70,000.00	70,000.00			
	01/26/11	01/26/11	FHLMC NOTES (CALLED, OMD 7/26/2013) DTD 07/26/2010 1.400% 01/26/2011	3134G1ML5	10,000,000.00	0.00	70,000.00	70,000.00			
	01/26/11	01/26/11	FHLMC NOTES (CALLED, OMD 7/26/2012) DTD 07/26/2010 1.000% 01/26/2011	3134G1LT9	15,000,000.00	0.00	75,000.00	75,000.00			
	01/26/11	01/26/11	FHLMC NOTES (CALLED, OMD 7/26/2012) DTD 07/26/2010 1.000% 01/26/2011	3134G1LT9	20,000,000.00	0.00	100,000.00	100,000.00			
	01/27/11	01/27/11	FHLB GLOBAL BONDS DTD 06/12/2009 1.625% 07/27/2011	3133XTXH4	11,100,000.00	0.00	90,187.50	90,187.50			
	01/29/11	01/29/11	FNMA NOTES (CALLABLE) DTD 07/29/2010 1.250% 07/29/2013	31398AZ47	50,000,000.00	0.00	312,500.00	312,500.00			
	01/29/11	01/29/11	FNMA NOTES (CALLABLE) DTD 07/29/2010 1.250% 07/29/2013	31398AZ47	3,175,000.00	0.00	19,843.75	19,843.75			
	01/29/11	01/29/11	FNMA NOTES (CALLABLE) DTD 07/29/2010 1.250% 07/29/2013	31398AZ47	25,000,000.00	0.00	156,250.00	156,250.00			
	01/31/11	01/31/11	US TREASURY NOTES DTD 01/31/2009 0.875% 01/31/2011	912828JY7	25,000,000.00	0.00	109,375.00	109,375.00			
	01/31/11	01/31/11	FEDERATED PRIME OBLIGATION MUTUAL	60934N203	0.00	0.00	142.28	142.28			
	01/31/11	01/31/11	GOLDMAN FS GOVERNMENT MM FUND	38141W273	0.00	0.00	1,216.01	1,216.01			
	01/31/11	01/31/11	US TREASURY NOTES DTD 07/31/2006 4.875% 07/31/2011	912828FN5	25,000,000.00	0.00	609,375.00	609,375.00			
	01/31/11	01/31/11	US TREASURY NOTES DTD 01/31/2009 0.875% 01/31/2011	912828JY7	25,000,000.00	0.00	109,375.00	109,375.00			
	01/31/11	01/31/11	FEDERATED GOVT OBLIGATIONS FUND	60934N104	0.00	0.00	13.92	13.92			



**Managed Account Security Transactions & Interest**

For the Month Ending **January 31, 2011**

**SAN BERNARDINO COUNTY - 76990800**

Transaction Type	Trade	Settle	Security Description	CUSIP	Par	Principal Proceeds	Accrued Interest	Total	Realized G/L Cost	Realized G/L Amort Cost	Sale Method
<b>INTEREST</b>											

<b>Transaction Type Sub-Total</b>					<b>613,560,000.00</b>	<b>0.00</b>	<b>4,543,487.39</b>	<b>4,543,487.39</b>			
-----------------------------------	--	--	--	--	-----------------------	-------------	---------------------	---------------------	--	--	--

**MATURITY**

01/03/11	01/03/11		US BANK NATL ASSOC COMM PAPER -- 0.000% 01/03/2011	9033E1N34	25,000,000.00	25,000,000.00	0.00	25,000,000.00	2,000.00	0.00	
01/03/11	01/03/11		FHLB BONDS (EX-CALLABLE) DTD 07/03/2003 3.150% 01/03/2011	31339XUJ1	8,485,000.00	8,485,000.00	0.00	8,485,000.00	19,430.65	0.00	
01/03/11	01/03/11		CREDIT AGRI NORTH AMERICA COMM PAPER -- 0.000% 01/03/2011	22532CN34	50,000,000.00	50,000,000.00	0.00	50,000,000.00	1,333.33	0.00	
01/03/11	01/03/11		CREDIT AGRI NORTH AMERICA COMM PAPER -- 0.000% 01/03/2011	22532CN34	50,000,000.00	50,000,000.00	0.00	50,000,000.00	1,333.33	0.00	
01/03/11	01/03/11		BARCLAYS US FUNDING LLC COMM PAPER -- 0.000% 01/03/2011	06737JN35	50,000,000.00	50,000,000.00	0.00	50,000,000.00	6,388.89	0.00	
01/03/11	01/03/11		BARCLAYS US FUNDING LLC COMM PAPER -- 0.000% 01/03/2011	06737JN35	50,000,000.00	50,000,000.00	0.00	50,000,000.00	6,388.89	0.00	
01/03/11	01/03/11		GENERAL ELEC CAP CORP COMM PAPER -- 0.000% 01/03/2011	36959JN33	25,000,000.00	25,000,000.00	0.00	25,000,000.00	347.22	0.00	
01/03/11	01/03/11		SOCIETE GENERALE NA COMM PAPER -- 0.000% 01/03/2011	83365SN33	50,000,000.00	50,000,000.00	0.00	50,000,000.00	1,333.33	0.00	
01/03/11	01/03/11		SOCIETE GENERALE NA COMM PAPER -- 0.000% 01/03/2011	83365SN33	50,000,000.00	50,000,000.00	0.00	50,000,000.00	1,333.33	0.00	
01/04/11	01/04/11		CREDIT AGRICOLE NA COMM PAPER -- 0.000% 01/04/2011	22532CN42	50,000,000.00	50,000,000.00	0.00	50,000,000.00	305.56	0.00	
01/04/11	01/04/11		CREDIT AGRICOLE NA COMM PAPER -- 0.000% 01/04/2011	22532CN42	50,000,000.00	50,000,000.00	0.00	50,000,000.00	305.56	0.00	





**Managed Account Security Transactions & Interest**

For the Month Ending **January 31, 2011**

**SAN BERNARDINO COUNTY - 76990800**

Transaction Type	Trade	Settle	Security Description	CUSIP	Par	Principal Proceeds	Accrued Interest	Total	Realized G/L Cost	Realized G/L Amort Cost	Sale Method
<b>MATURITY</b>											
	01/04/11	01/04/11	SOCIETE GENERALE NA COMM PAPER -- 0.000% 01/04/2011	83365SN41	50,000,000.00	50,000,000.00	0.00	50,000,000.00	319.44	0.00	
	01/04/11	01/04/11	SOCIETE GENERALE NA COMM PAPER -- 0.000% 01/04/2011	83365SN41	50,000,000.00	50,000,000.00	0.00	50,000,000.00	319.44	0.00	
	01/05/11	01/05/11	CREDIT AGRICOLE NA COMM PAPER -- 0.000% 01/05/2011	22532CN59	50,000,000.00	50,000,000.00	0.00	50,000,000.00	305.56	0.00	
	01/05/11	01/05/11	CREDIT AGRICOLE NA COMM PAPER -- 0.000% 01/05/2011	22532CN59	50,000,000.00	50,000,000.00	0.00	50,000,000.00	305.56	0.00	
	01/05/11	01/05/11	SOCIETE GENERALE NA COMM PAPER -- 0.000% 01/05/2011	83365SN58	50,000,000.00	50,000,000.00	0.00	50,000,000.00	305.56	0.00	
	01/05/11	01/05/11	SOCIETE GENERALE NA COMM PAPER -- 0.000% 01/05/2011	83365SN58	50,000,000.00	50,000,000.00	0.00	50,000,000.00	305.56	0.00	
	01/06/11	01/06/11	CREDIT AGRI NORTH AMERIC COMM PAPER -- 0.000% 01/06/2011	22532CN67	50,000,000.00	50,000,000.00	0.00	50,000,000.00	277.78	0.00	
	01/06/11	01/06/11	CREDIT AGRI NORTH AMERIC COMM PAPER -- 0.000% 01/06/2011	22532CN67	50,000,000.00	50,000,000.00	0.00	50,000,000.00	277.78	0.00	
	01/06/11	01/06/11	JP MORGAN CHASE & CO COMM PAPER -- 0.000% 01/06/2011	4662J1N63	17,000,000.00	17,000,000.00	0.00	17,000,000.00	80.28	0.00	
	01/06/11	01/06/11	SOCIETE GENERALE N AMER COMM PAPER -- 0.000% 01/06/2011	83365SN66	50,000,000.00	50,000,000.00	0.00	50,000,000.00	263.89	0.00	
	01/06/11	01/06/11	SOCIETE GENERALE N AMER COMM PAPER -- 0.000% 01/06/2011	83365SN66	40,000,000.00	40,000,000.00	0.00	40,000,000.00	211.11	0.00	
	01/06/11	01/06/11	RABOBANK USA FIN CORP COMM PAPER -- 0.000% 01/06/2011	74977LN60	50,000,000.00	50,000,000.00	0.00	50,000,000.00	2,777.78	0.00	



**Managed Account Security Transactions & Interest**

For the Month Ending **January 31, 2011**

**SAN BERNARDINO COUNTY - 76990800**

Transaction Type	Trade	Settle	Security Description	CUSIP	Par	Principal Proceeds	Accrued Interest	Total	Realized G/L Cost	Realized G/L Amort Cost	Sale Method
<b>MATURITY</b>											
	01/06/11	01/06/11	RABOBANK USA FIN CORP COMM PAPER -- 0.000% 01/06/2011	74977LN60	50,000,000.00	50,000,000.00	0.00	50,000,000.00	2,777.78	0.00	
	01/06/11	01/06/11	NORDEA NORTH AMERICA INC COMM PAPER -- 0.000% 01/06/2011	6555P1N60	20,000,000.00	20,000,000.00	0.00	20,000,000.00	2,444.44	0.00	
	01/07/11	01/07/11	NORDEA NORTH AMERICA INC COMM PAPER -- 0.000% 01/07/2011	6555P1N78	50,000,000.00	50,000,000.00	0.00	50,000,000.00	7,291.67	0.00	
	01/07/11	01/07/11	SOCIETE GENERALE NA COMM PAPER -- 0.000% 01/07/2011	83365SN74	50,000,000.00	50,000,000.00	0.00	50,000,000.00	277.78	0.00	
	01/07/11	01/07/11	SOCIETE GENERALE NA COMM PAPER -- 0.000% 01/07/2011	83365SN74	50,000,000.00	50,000,000.00	0.00	50,000,000.00	277.78	0.00	
	01/07/11	01/07/11	BNP PARIBAS FINANCE INC COMM PAPER -- 0.000% 01/07/2011	0556N1N74	50,000,000.00	50,000,000.00	0.00	50,000,000.00	3,361.11	0.00	
	01/07/11	01/07/11	BNP PARIBAS FINANCE INC COMM PAPER -- 0.000% 01/07/2011	0556N1N74	50,000,000.00	50,000,000.00	0.00	50,000,000.00	3,361.11	0.00	
	01/07/11	01/07/11	TORONTO DOMINION BANK NY CERT DEPOS DTD 12/07/2010 0.225% 01/07/2011	89112YPY3	25,000,000.00	25,000,000.00	4,843.75	25,004,843.75	0.00	0.00	
	01/07/11	01/07/11	BNP PARIBAS SF CERT DEPOS DTD 12/17/2010 0.240% 01/07/2011	05566O6K8	15,000,000.00	15,000,000.00	2,100.00	15,002,100.00	0.00	0.00	
	01/07/11	01/07/11	CREDIT AGRICOLE NA COMM PAPER -- 0.000% 01/07/2011	22532CN75	50,000,000.00	50,000,000.00	0.00	50,000,000.00	277.78	0.00	
	01/07/11	01/07/11	CREDIT AGRICOLE NA COMM PAPER -- 0.000% 01/07/2011	22532CN75	50,000,000.00	50,000,000.00	0.00	50,000,000.00	277.78	0.00	
	01/10/11	01/10/11	CREDIT AGRICOLE NA COMM PAPER -- 0.000% 01/10/2011	22532CNA8	50,000,000.00	50,000,000.00	0.00	50,000,000.00	833.33	0.00	



**Managed Account Security Transactions & Interest**

For the Month Ending **January 31, 2011**

**SAN BERNARDINO COUNTY - 76990800**

Transaction Type	Trade	Settle	Security Description	CUSIP	Par	Principal Proceeds	Accrued Interest	Total	Realized G/L Cost	Realized G/L Amort Cost	Sale Method
<b>MATURITY</b>											
	01/10/11	01/10/11	CREDIT AGRICOLE NA COMM PAPER -- 0.000% 01/10/2011	22532CNA8	50,000,000.00	50,000,000.00	0.00	50,000,000.00	833.33	0.00	
	01/10/11	01/10/11	BNP PARIBAS FINANCE INC COMM PAPER -- 0.000% 01/10/2011	0556N1NA7	35,000,000.00	35,000,000.00	0.00	35,000,000.00	525.00	0.00	
	01/10/11	01/10/11	NORDEA BANK FINLAND NY CERT DEPOS DTD 10/05/2010 0.260% 01/10/2011	65557VBU4	25,000,000.00	25,000,000.00	17,513.82	25,017,513.82	(164.44)	0.00	
	01/10/11	01/10/11	SOCIETE GENERALE NA COMM PAPER -- 0.000% 01/10/2011	83365SNA7	50,000,000.00	50,000,000.00	0.00	50,000,000.00	833.33	0.00	
	01/10/11	01/10/11	SOCIETE GENERALE NA COMM PAPER -- 0.000% 01/10/2011	83365SNA7	50,000,000.00	50,000,000.00	0.00	50,000,000.00	833.33	0.00	
	01/11/11	01/11/11	SOCIETE GENERALE NA COMM PAPER -- 0.000% 01/11/2011	83365SNB5	50,000,000.00	50,000,000.00	0.00	50,000,000.00	263.89	0.00	
	01/11/11	01/11/11	SOCIETE GENERALE NA COMM PAPER -- 0.000% 01/11/2011	83365SNB5	50,000,000.00	50,000,000.00	0.00	50,000,000.00	263.89	0.00	
	01/11/11	01/11/11	BARCLAYS BANK PLC NY CERT DEPOS DTD 12/28/2010 0.230% 01/11/2011	06740MUC5	50,000,000.00	50,000,000.00	4,472.22	50,004,472.22	0.00	0.00	
	01/11/11	01/11/11	CREDIT AGRICOLE NA COMM PAPER -- 0.000% 01/11/2011	22532CNB6	50,000,000.00	50,000,000.00	0.00	50,000,000.00	277.78	0.00	
	01/11/11	01/11/11	CREDIT AGRICOLE NA COMM PAPER -- 0.000% 01/11/2011	22532CNB6	50,000,000.00	50,000,000.00	0.00	50,000,000.00	277.78	0.00	
	01/12/11	01/12/11	CREDIT AGRICOLE NORTH AMERICA COMM PAPER -- 0.000% 01/12/2011	22532CNC4	50,000,000.00	50,000,000.00	0.00	50,000,000.00	277.78	0.00	
	01/12/11	01/12/11	CREDIT AGRICOLE NORTH AMERICA COMM PAPER -- 0.000% 01/12/2011	22532CNC4	50,000,000.00	50,000,000.00	0.00	50,000,000.00	277.78	0.00	
	01/12/11	01/12/11	SOCIETE GENERALE NA COMM PAPER -- 0.000% 01/12/2011	83365SNC3	50,000,000.00	50,000,000.00	0.00	50,000,000.00	250.00	0.00	



**Managed Account Security Transactions & Interest**

For the Month Ending **January 31, 2011**

**SAN BERNARDINO COUNTY - 76990800**

Transaction Type	Trade	Settle	Security Description	CUSIP	Par	Principal Proceeds	Accrued Interest	Total	Realized G/L Cost	Realized G/L Amort Cost	Sale Method
<b>MATURITY</b>											
	01/12/11	01/12/11	SOCIETE GENERALE NA COMM PAPER -- 0.000% 01/12/2011	83365SNC3	50,000,000.00	50,000,000.00	0.00	50,000,000.00	250.00	0.00	
	01/12/11	01/12/11	BNP PARIBAS FINANCE INC COMM PAPER -- 0.000% 01/12/2011	0556N1NC3	25,000,000.00	25,000,000.00	0.00	25,000,000.00	118.06	0.00	
	01/12/11	01/12/11	FFCB BONDS DTD 01/12/2009 1.600% 01/12/2011	31331GJY6	25,000,000.00	25,000,000.00	0.00	25,000,000.00	(49,500.00)	0.00	
	01/12/11	01/12/11	FFCB BONDS DTD 01/12/2009 1.600% 01/12/2011	31331GJY6	25,000,000.00	25,000,000.00	0.00	25,000,000.00	(85,000.00)	0.00	
	01/13/11	01/13/11	BNP PARIBAS FINANCE INC COMM PAPER -- 0.000% 01/13/2011	0556N1ND1	25,000,000.00	25,000,000.00	0.00	25,000,000.00	118.06	0.00	
	01/13/11	01/13/11	JP MORGAN CHASE & CO COMM PAPER -- 0.000% 01/13/2011	4662J1ND8	25,000,000.00	25,000,000.00	0.00	25,000,000.00	104.17	0.00	
	01/13/11	01/13/11	SOCIETE GENERALE NA COMM PAPER -- 0.000% 01/13/2011	83365SND1	50,000,000.00	50,000,000.00	0.00	50,000,000.00	250.00	0.00	
	01/13/11	01/13/11	SOCIETE GENERALE NA COMM PAPER -- 0.000% 01/13/2011	83365SND1	50,000,000.00	50,000,000.00	0.00	50,000,000.00	250.00	0.00	
	01/13/11	01/13/11	RABOBANK USA FIN CORP COMM PAPER -- 0.000% 01/13/2011	74977LND5	25,000,000.00	25,000,000.00	0.00	25,000,000.00	875.00	0.00	
	01/13/11	01/13/11	CREDIT AGRICOLE NA COMM PAPER -- 0.000% 01/13/2011	22532CND2	50,000,000.00	50,000,000.00	0.00	50,000,000.00	250.00	0.00	
	01/13/11	01/13/11	CREDIT AGRICOLE NA COMM PAPER -- 0.000% 01/13/2011	22532CND2	50,000,000.00	50,000,000.00	0.00	50,000,000.00	250.00	0.00	
	01/14/11	01/14/11	BNP PARIBAS FINANCE INC COMM PAPER -- 0.000% 01/14/2011	0556N1NE9	25,000,000.00	25,000,000.00	0.00	25,000,000.00	118.06	0.00	



**Managed Account Security Transactions & Interest**

For the Month Ending **January 31, 2011**

**SAN BERNARDINO COUNTY - 76990800**

Transaction Type	Trade	Settle	Security Description	CUSIP	Par	Principal Proceeds	Accrued Interest	Total	Realized G/L Cost	Realized G/L Amort Cost	Sale Method
<b>MATURITY</b>											
	01/14/11	01/14/11	RABOBANK USA FIN CORP COMM PAPER -- 0.000% 01/14/2011	74977LNE3	50,000,000.00	50,000,000.00	0.00	50,000,000.00	2,000.00	0.00	
	01/14/11	01/14/11	RABOBANK USA FIN CORP COMM PAPER -- 0.000% 01/14/2011	74977LNE3	25,000,000.00	25,000,000.00	0.00	25,000,000.00	1,000.00	0.00	
	01/14/11	01/14/11	SOCIETE GENERALE NA COMM PAPER -- 0.000% 01/14/2011	83365SNE9	50,000,000.00	50,000,000.00	0.00	50,000,000.00	236.11	0.00	
	01/14/11	01/14/11	SOCIETE GENERALE NA COMM PAPER -- 0.000% 01/14/2011	83365SNE9	50,000,000.00	50,000,000.00	0.00	50,000,000.00	236.11	0.00	
	01/14/11	01/14/11	CREDIT AGRICOLE NA COMM PAPER -- 0.000% 01/14/2011	22532CNE0	50,000,000.00	50,000,000.00	0.00	50,000,000.00	263.89	0.00	
	01/14/11	01/14/11	CREDIT AGRICOLE NA COMM PAPER -- 0.000% 01/14/2011	22532CNE0	50,000,000.00	50,000,000.00	0.00	50,000,000.00	263.89	0.00	
	01/18/11	01/18/11	JP MORGAN CHASE & CO COMM PAPER -- 0.000% 01/18/2011	466211NJ5	10,000,000.00	10,000,000.00	0.00	10,000,000.00	177.78	0.00	
	01/18/11	01/18/11	FFCB BONDS DTD 01/18/2008 3.500% 01/18/2011	31331YNJ5	10,000,000.00	10,000,000.00	0.00	10,000,000.00	(85,800.00)	0.00	
	01/18/11	01/18/11	FHLMC GLOBAL REFERENCE NOTES DTD 12/16/2005 4.750% 01/18/2011	3134A4VJ0	20,000,000.00	20,000,000.00	0.00	20,000,000.00	(731,000.00)	0.00	
	01/18/11	01/18/11	FHLMC GLOBAL REFERENCE NOTES DTD 12/16/2005 4.750% 01/18/2011	3134A4VJ0	10,000,000.00	10,000,000.00	0.00	10,000,000.00	(394,300.00)	0.00	
	01/18/11	01/18/11	CREDIT AGRICOLE NA COMM PAPER -- 0.000% 01/18/2011	22532CNJ9	50,000,000.00	50,000,000.00	0.00	50,000,000.00	1,000.00	0.00	
	01/18/11	01/18/11	CREDIT AGRICOLE NA COMM PAPER -- 0.000% 01/18/2011	22532CNJ9	50,000,000.00	50,000,000.00	0.00	50,000,000.00	1,000.00	0.00	
	01/18/11	01/18/11	SOCIETE GENERALE NA COMM PAPER -- 0.000% 01/18/2011	83365SNJ8	50,000,000.00	50,000,000.00	0.00	50,000,000.00	1,000.00	0.00	
	01/18/11	01/18/11	SOCIETE GENERALE NA COMM PAPER -- 0.000% 01/18/2011	83365SNJ8	50,000,000.00	50,000,000.00	0.00	50,000,000.00	1,000.00	0.00	



### Managed Account Security Transactions & Interest

For the Month Ending **January 31, 2011**

**SAN BERNARDINO COUNTY - 76990800**

Transaction Type		Security Description	CUSIP	Par	Principal Proceeds	Accrued Interest	Total	Realized G/L Cost	Realized G/L Amort Cost	Sale Method
Trade	Settle									
<b>MATURITY</b>										
01/19/11	01/19/11	BNP PARIBAS SF CERT DEPOS DTD 11/19/2010 0.270% 01/19/2011	0556605U7	50,000,000.00	50,000,000.00	22,875.00	50,022,875.00	0.00	0.00	
01/19/11	01/19/11	CREDIT AGRICOLE NA COMM PAPER -- 0.000% 01/19/2011	22532CNK6	50,000,000.00	50,000,000.00	0.00	50,000,000.00	319.44	0.00	
01/19/11	01/19/11	CREDIT AGRICOLE NA COMM PAPER -- 0.000% 01/19/2011	22532CNK6	50,000,000.00	50,000,000.00	0.00	50,000,000.00	319.44	0.00	
01/19/11	01/19/11	SOCIETE GENERALE NA COMM PAPER -- 0.000% 01/19/2011	83365SNK5	50,000,000.00	50,000,000.00	0.00	50,000,000.00	305.56	0.00	
01/19/11	01/19/11	SOCIETE GENERALE NA COMM PAPER -- 0.000% 01/19/2011	83365SNK5	50,000,000.00	50,000,000.00	0.00	50,000,000.00	305.56	0.00	
01/19/11	01/19/11	RABOBANK USA FIN CORP COMM PAPER -- 0.000% 01/19/2011	74977LNK9	50,000,000.00	50,000,000.00	0.00	50,000,000.00	277.78	0.00	
01/19/11	01/19/11	RABOBANK USA FIN CORP COMM PAPER -- 0.000% 01/19/2011	74977LNK9	10,000,000.00	10,000,000.00	0.00	10,000,000.00	55.56	0.00	
01/20/11	01/20/11	SOCIETE GENERALE NA COMM PAPER -- 0.000% 01/20/2011	83365SNL3	50,000,000.00	50,000,000.00	0.00	50,000,000.00	291.67	0.00	
01/20/11	01/20/11	SOCIETE GENERALE NA COMM PAPER -- 0.000% 01/20/2011	83365SNL3	50,000,000.00	50,000,000.00	0.00	50,000,000.00	291.67	0.00	
01/20/11	01/20/11	CREDIT AGRICOLE NA COMM PAPER -- 0.000% 01/20/2011	22532CNL4	50,000,000.00	50,000,000.00	0.00	50,000,000.00	291.67	0.00	
01/20/11	01/20/11	CREDIT AGRICOLE NA COMM PAPER -- 0.000% 01/20/2011	22532CNL4	50,000,000.00	50,000,000.00	0.00	50,000,000.00	291.67	0.00	
01/21/11	01/21/11	CREDIT AGRICOLE NA COMM PAPER -- 0.000% 01/21/2011	22532CNM2	50,000,000.00	50,000,000.00	0.00	50,000,000.00	291.67	0.00	
01/21/11	01/21/11	CREDIT AGRICOLE NA COMM PAPER -- 0.000% 01/21/2011	22532CNM2	50,000,000.00	50,000,000.00	0.00	50,000,000.00	291.67	0.00	



**Managed Account Security Transactions & Interest**

For the Month Ending **January 31, 2011**

**SAN BERNARDINO COUNTY - 76990800**

Transaction Type	Trade	Settle	Security Description	CUSIP	Par	Principal Proceeds	Accrued Interest	Total	Realized G/L Cost	Realized G/L Amort Cost	Sale Method
<b>MATURITY</b>											
	01/21/11	01/21/11	SOCIETE GENERALE NA COMM PAPER -- 0.000% 01/21/2011	83365SNM1	50,000,000.00	50,000,000.00	0.00	50,000,000.00	277.78	0.00	
	01/21/11	01/21/11	SOCIETE GENERALE NA COMM PAPER -- 0.000% 01/21/2011	83365SNM1	50,000,000.00	50,000,000.00	0.00	50,000,000.00	277.78	0.00	
	01/21/11	01/21/11	NORDEA BANK FINLAND NY CERT DEPOS DTD 11/24/2010 0.250% 01/21/2011	65557VEZ0	50,000,000.00	50,000,000.00	20,138.89	50,020,138.89	0.00	0.00	
	01/24/11	01/24/11	TORONTO DOMINION BANK NY CERT DEPOS DTD 11/24/2010 0.230% 01/24/2011	89112YNZ2	25,000,000.00	25,000,000.00	9,743.06	25,009,743.06	0.00	0.00	
	01/24/11	01/24/11	SOCIETE GENERALE NA COMM PAPER -- 0.000% 01/24/2011	83365SNO2	50,000,000.00	50,000,000.00	0.00	50,000,000.00	708.33	0.00	
	01/24/11	01/24/11	SOCIETE GENERALE NA COMM PAPER -- 0.000% 01/24/2011	83365SNO2	50,000,000.00	50,000,000.00	0.00	50,000,000.00	708.33	0.00	
	01/24/11	01/24/11	CREDIT AGRICOLE NA COMM PAPER -- 0.000% 01/24/2011	22532CNO3	50,000,000.00	50,000,000.00	0.00	50,000,000.00	750.00	0.00	
	01/24/11	01/24/11	CREDIT AGRICOLE NA COMM PAPER -- 0.000% 01/24/2011	22532CNO3	50,000,000.00	50,000,000.00	0.00	50,000,000.00	750.00	0.00	
	01/24/11	01/24/11	JP MORGAN CHASE & CO COMM PAPER -- 0.000% 01/24/2011	4662J1NO9	5,000,000.00	5,000,000.00	0.00	5,000,000.00	62.50	0.00	
	01/25/11	01/25/11	CREDIT AGRI NORTH AMER COMM PAPER -- 0.000% 01/25/2011	22532CNR1	50,000,000.00	50,000,000.00	0.00	50,000,000.00	250.00	0.00	
	01/25/11	01/25/11	CREDIT AGRI NORTH AMER COMM PAPER -- 0.000% 01/25/2011	22532CNR1	50,000,000.00	50,000,000.00	0.00	50,000,000.00	250.00	0.00	
	01/25/11	01/25/11	FHLMC GLOBAL NOTES (CALLED, OMD 1/25/12) DTD 01/25/2010 1.375% 01/25/2011	3128X9TM2	25,000,000.00	25,000,000.00	0.00	25,000,000.00	0.00	0.00	



**Managed Account Security Transactions & Interest**

For the Month Ending **January 31, 2011**

**SAN BERNARDINO COUNTY - 76990800**

Transaction Type	Trade	Settle	Security Description	CUSIP	Par	Principal Proceeds	Accrued Interest	Total	Realized G/L Cost	Realized G/L Amort Cost	Sale Method
<b>MATURITY</b>											
	01/25/11	01/25/11	SOCIETE GENERALE N AMER COMM PAPER -- 0.000% 01/25/2011	83365SNR0	50,000,000.00	50,000,000.00	0.00	50,000,000.00	263.89	0.00	
	01/25/11	01/25/11	SOCIETE GENERALE N AMER COMM PAPER -- 0.000% 01/25/2011	83365SNR0	50,000,000.00	50,000,000.00	0.00	50,000,000.00	263.89	0.00	
	01/25/11	01/25/11	FHLB BONDS (CALLED, OMD 1/25/12) DTD 01/25/2010 1.125% 01/25/2011	3133XWPU7	25,000,000.00	25,000,000.00	0.00	25,000,000.00	2,500.00	0.00	
	01/26/11	01/26/11	CREDIT AGRICOLE NA COMM PAPER -- 0.000% 01/26/2011	22532CNS9	50,000,000.00	50,000,000.00	0.00	50,000,000.00	250.00	0.00	
	01/26/11	01/26/11	CREDIT AGRICOLE NA COMM PAPER -- 0.000% 01/26/2011	22532CNS9	50,000,000.00	50,000,000.00	0.00	50,000,000.00	250.00	0.00	
	01/26/11	01/26/11	JP MORGAN CHASE & CO COMM PAPER -- 0.000% 01/26/2011	46621NS5	15,000,000.00	15,000,000.00	0.00	15,000,000.00	62.50	0.00	
	01/26/11	01/26/11	JP MORGAN CHASE & CO COMM PAPER -- 0.000% 01/26/2011	46621NS5	30,000,000.00	30,000,000.00	0.00	30,000,000.00	125.00	0.00	
	01/26/11	01/26/11	FHLMC NOTES (CALLED, OMD 7/26/2012) DTD 07/26/2010 1.000% 01/26/2011	3134G1LT9	15,000,000.00	15,000,000.00	0.00	15,000,000.00	0.00	0.00	
	01/26/11	01/26/11	FHLMC NOTES (CALLED, OMD 7/26/2012) DTD 07/26/2010 1.000% 01/26/2011	3134G1LT9	20,000,000.00	20,000,000.00	0.00	20,000,000.00	0.00	0.00	
	01/26/11	01/26/11	BARCLAYS BANK PLC NY CERT DEPOS DTD 12/28/2010 0.230% 01/26/2011	06740MUB7	50,000,000.00	50,000,000.00	9,263.89	50,009,263.89	0.00	0.00	
	01/26/11	01/26/11	FHLMC NOTES (CALLED, OMD 7/26/2012) DTD 07/26/2010 1.000% 01/26/2011	3134G1LT9	15,000,000.00	15,000,000.00	0.00	15,000,000.00	0.00	0.00	
	01/26/11	01/26/11	FHLMC NOTES (CALLED, OMD 7/26/2013) DTD 07/26/2010 1.400% 01/26/2011	3134G1ML5	10,000,000.00	10,000,000.00	0.00	10,000,000.00	0.00	0.00	





**Managed Account Security Transactions & Interest**

For the Month Ending **January 31, 2011**

**SAN BERNARDINO COUNTY - 76990800**

Transaction Type	Trade	Settle	Security Description	CUSIP	Par	Principal Proceeds	Accrued Interest	Total	Realized G/L Cost	Realized G/L Amort Cost	Sale Method
<b>MATURITY</b>											
	01/26/11	01/26/11	FHLMC NOTES (CALLED, OMD 7/26/2013) DTD 07/26/2010 1.400% 01/26/2011	3134G1ML5	10,000,000.00	10,000,000.00	0.00	10,000,000.00	0.00	0.00	
	01/26/11	01/26/11	FHLMC NOTES (CALLED, OMD 7/26/2013) DTD 07/26/2010 1.400% 01/26/2011	3134G1ML5	10,000,000.00	10,000,000.00	0.00	10,000,000.00	0.00	0.00	
	01/26/11	01/26/11	SOCIETE GENERALE NA COMM PAPER -- 0.000% 01/26/2011	83365SNS8	50,000,000.00	50,000,000.00	0.00	50,000,000.00	250.00	0.00	
	01/26/11	01/26/11	SOCIETE GENERALE NA COMM PAPER -- 0.000% 01/26/2011	83365SNS8	50,000,000.00	50,000,000.00	0.00	50,000,000.00	250.00	0.00	
	01/27/11	01/27/11	CREDIT AGRICULTURE NORTH AMERICA COMM PAPER -- 0.000% 01/27/2011	22532CNT7	50,000,000.00	50,000,000.00	0.00	50,000,000.00	250.00	0.00	
	01/27/11	01/27/11	CREDIT AGRICULTURE NORTH AMERICA COMM PAPER -- 0.000% 01/27/2011	22532CNT7	50,000,000.00	50,000,000.00	0.00	50,000,000.00	250.00	0.00	
	01/27/11	01/27/11	SOCIETE GENERALE NA COMM PAPER -- 0.000% 01/27/2011	83365SNT6	50,000,000.00	50,000,000.00	0.00	50,000,000.00	236.11	0.00	
	01/27/11	01/27/11	SOCIETE GENERALE NA COMM PAPER -- 0.000% 01/27/2011	83365SNT6	50,000,000.00	50,000,000.00	0.00	50,000,000.00	236.11	0.00	
	01/27/11	01/27/11	RABOBANK USA FIN CORP COMM PAPER -- 0.000% 01/27/2011	74977LNT0	30,000,000.00	30,000,000.00	0.00	30,000,000.00	116.67	0.00	
	01/28/11	01/28/11	SOCIETE GENERALE NA COMM PAPER -- 0.000% 01/28/2011	83365SNU3	50,000,000.00	50,000,000.00	0.00	50,000,000.00	222.22	0.00	
	01/28/11	01/28/11	SOCIETE GENERALE NA COMM PAPER -- 0.000% 01/28/2011	83365SNU3	50,000,000.00	50,000,000.00	0.00	50,000,000.00	222.22	0.00	
	01/28/11	01/28/11	JP MORGAN CHASE & CO COMM PAPER -- 0.000% 01/28/2011	46621NU0	25,000,000.00	25,000,000.00	0.00	25,000,000.00	104.17	0.00	



**Managed Account Security Transactions & Interest**

For the Month Ending **January 31, 2011**

**SAN BERNARDINO COUNTY - 76990800**

Transaction Type	Trade	Settle	Security Description	CUSIP	Par	Principal Proceeds	Accrued Interest	Total	Realized G/L Cost	Realized G/L Amort Cost	Sale Method
<b>MATURITY</b>											
	01/28/11	01/28/11	RABOBANK USA FIN CORP COMM PAPER -- 0.000% 01/28/2011	74977LNU7	50,000,000.00	50,000,000.00	0.00	50,000,000.00	194.44	0.00	
	01/28/11	01/28/11	BNP PARIBAS SF CERT DEPOS DTD 11/02/2010 0.270% 01/28/2011	05566Q5L7	35,000,000.00	35,000,000.00	22,837.50	35,022,837.50	0.00	0.00	
	01/28/11	01/28/11	BNP PARIBAS FINANCE INC COMM PAPER -- 0.000% 01/28/2011	0556N1NU3	50,000,000.00	50,000,000.00	0.00	50,000,000.00	7,291.67	0.00	
	01/28/11	01/28/11	CREDIT AGRICOLE NA COMM PAPER -- 0.000% 01/28/2011	22532CNU4	50,000,000.00	50,000,000.00	0.00	50,000,000.00	250.00	0.00	
	01/28/11	01/28/11	CREDIT AGRICOLE NA COMM PAPER -- 0.000% 01/28/2011	22532CNU4	50,000,000.00	50,000,000.00	0.00	50,000,000.00	250.00	0.00	
	01/31/11	01/31/11	CREDIT AGRICOLE NA COMM PAPER -- 0.000% 01/31/2011	22532CNX8	50,000,000.00	50,000,000.00	0.00	50,000,000.00	750.00	0.00	
	01/31/11	01/31/11	CREDIT AGRICOLE NA COMM PAPER -- 0.000% 01/31/2011	22532CNX8	50,000,000.00	50,000,000.00	0.00	50,000,000.00	750.00	0.00	
	01/31/11	01/31/11	US TREASURY NOTES DTD 01/31/2009 0.875% 01/31/2011	912828JY7	25,000,000.00	25,000,000.00	0.00	25,000,000.00	(115,234.38)	0.00	
	01/31/11	01/31/11	US TREASURY NOTES DTD 01/31/2009 0.875% 01/31/2011	912828JY7	25,000,000.00	25,000,000.00	0.00	25,000,000.00	(130,859.38)	0.00	
	01/31/11	01/31/11	JP MORGAN CHASE & CO COMM PAPER -- 0.000% 01/31/2011	4662J1NX4	45,000,000.00	45,000,000.00	0.00	45,000,000.00	562.50	0.00	
	01/31/11	01/31/11	SOCIETE GENERALE NA COMM PAPER -- 0.000% 01/31/2011	83365SNX7	50,000,000.00	50,000,000.00	0.00	50,000,000.00	708.33	0.00	
	01/31/11	01/31/11	SOCIETE GENERALE NA COMM PAPER -- 0.000% 01/31/2011	83365SNX7	50,000,000.00	50,000,000.00	0.00	50,000,000.00	708.33	0.00	
	01/31/11	01/31/11	RABOBANK USA FIN CORP COMM PAPER -- 0.000% 01/31/2011	74977LNX1	30,000,000.00	30,000,000.00	0.00	30,000,000.00	350.00	0.00	



**Managed Account Security Transactions & Interest**

For the Month Ending **January 31, 2011**

**SAN BERNARDINO COUNTY - 76990800**

Transaction Type		Security Description	CUSIP	Par	Principal Proceeds	Accrued Interest	Total	Realized G/L Cost	Realized G/L Amort Cost	Sale Method
Trade	Settle									
<b>Transaction Type Sub-Total</b>				<b>5,615,485,000.00</b>	<b>5,615,485,000.00</b>	<b>113,788.13</b>	<b>5,615,598,788.13</b>	<b>(1,483,716.66)</b>	<b>0.00</b>	
<b>SELL</b>										
01/03/11	01/03/11	GOLDMAN FS GOVERNMENT MM FUND	38141W273	20,000,000.00	20,000,000.00	0.00	20,000,000.00	0.00	0.00	FIFO
01/03/11	01/03/11	GOLDMAN FS GOVERNMENT MM FUND	38141W273	9,000,000.00	9,000,000.00	0.00	9,000,000.00	0.00	0.00	FIFO
01/03/11	01/03/11	GOLDMAN FS GOVERNMENT MM FUND	38141W273	32,000,000.00	32,000,000.00	0.00	32,000,000.00	0.00	0.00	FIFO
<b>Transaction Type Sub-Total</b>				<b>61,000,000.00</b>	<b>61,000,000.00</b>	<b>0.00</b>	<b>61,000,000.00</b>	<b>0.00</b>	<b>0.00</b>	
<b>Managed Account Sub-Total</b>					<b>99,908,754.78</b>	<b>4,477,052.90</b>	<b>104,385,807.68</b>	<b>(1,483,716.66)</b>	<b>0.00</b>	
<b>Total Security Transactions</b>					<b>\$99,908,754.78</b>	<b>\$4,477,052.90</b>	<b>\$104,385,807.68</b>	<b>(\$1,483,716.66)</b>	<b>\$0.00</b>	

Bolded items are forward settling trades.