



Customer Service
PO Box 11813
Harrisburg, PA 17108-1813

ACCOUNT STATEMENT

For the Month Ending
July 31, 2011

SAN BERNARDINO COUNTY

Client Management Team

Kenneth Schiebel, CFA

Managing Director
One Keystone Plaza, Suite 300
Harrisburg, PA 17101
717-232-2723
schiebelk@pfm.com

Contents

Cover/Disclosures
Summary Statement
Individual Accounts

Accounts included in Statement

76990800 SAN BERNARDINO COUNTY

SAN BERNARDINO COUNTY
JOHN JOHNSON
172 WEST THIRD STREET
1ST FLOOR
SAN BERNARDINO, CA 92415

Online Access www.pfm.com

Customer Service 1-717-232-2723

**Important Disclosures****Important Disclosures**

This statement is for general information purposes only and is not intended to provide specific advice or recommendations. PFM Asset Management LLC ("PFM") is an investment advisor registered with the Securities and Exchange Commission, and is required to maintain a written disclosure statement of our background and business experience. If you would like to receive a copy of our current disclosure statement, please contact Service Operations at the address below.

Proxy Voting PFM does not normally receive proxies to vote on behalf of its clients. However, it does on occasion receive consent requests. In the event a consent request is received the portfolio manager contacts the client and then proceeds according to their instructions. PFM's Proxy Voting Policy is available upon request by contacting Service Operations at the address below.

Questions About an Account PFM's monthly statement is intended to detail our investment advisory activity as well as the activity of any accounts held by clients in pools that are managed by PFM. The custodian bank maintains the control of assets and executes (i.e., settles) all investment transactions. The custodian statement is the official record of security and cash holdings and transactions. PFM recognizes that clients may use these reports to facilitate record keeping; therefore the custodian bank statement and the PFM statement should be reconciled and differences resolved. Many custodians use a settlement date basis which may result in the need to reconcile due to a timing difference.

Account Control PFM does not have the authority to withdraw funds from or deposit funds to the custodian. Our clients retain responsibility for their internal accounting policies; implementing and enforcing internal controls and generating ledger entries or otherwise recording transactions.

Market Value Generally, PFM's market prices are derived from closing bid prices as of the last business day of the month as supplied by Interactive Data, Bloomberg or Telerate. Where prices are not available from generally recognized sources the securities are priced using a yield-based matrix system to arrive at an estimated market value. Prices that fall between data points are interpolated. Non-negotiable FDIC-insured bank certificates of deposit are priced at par. Although PFM believes the prices to be reliable, the values of the securities do not always represent the prices at which the securities could have been bought or sold. Explanation of the valuation methods for money market and TERM funds is contained in the appropriate fund information statement.

Amortized Cost The original cost of the principal of the security is adjusted for the amount of the periodic reduction of any discount or premium from the purchase date until the date of the report. Discount or premium with respect to short term securities (those with less than one year to maturity at time of issuance) is amortized on a straightline basis. Such discount or premium with respect to longer term securities is amortized using the constant yield basis.

Tax Reporting Cost data and realized gains / losses are provided for informational purposes only. Please review for accuracy and consult your tax advisor to determine the tax consequences of your security transactions. PFM does not report such information to the IRS or other taxing authorities and is not responsible for the accuracy of such information that may be required to be reported to federal, state or other taxing authorities.

Financial Situation In order to better serve you, PFM should be promptly notified of any material change in your investment objective or financial situation.

Callable Securities Securities subject to redemption prior to maturity may be redeemed in whole or in part before maturity, which could affect the yield represented.

Portfolio The securities in this portfolio, including shares of mutual funds, are not guaranteed or otherwise protected by PFM, the FDIC (except for certain non-negotiable certificates of deposit) or any government agency. Investment in securities involves risks, including the possible loss of the amount invested.

Rating Information provided for ratings is based upon a good faith inquiry of selected sources, but its accuracy and completeness cannot be guaranteed. Shares of some money market and TERM funds are marketed through representatives of PFM's wholly owned subsidiary, PFM Fund Distributors, Inc. PFM Fund Distributors, Inc. is registered with the SEC as a broker/dealer and is a member of the Financial Industry Regulatory Authority ("FINRA") and the Municipal Securities Rulemaking Board ("MSRB"). You may reach the FINRA by calling the FINRA Regulator Public Disclosure Hotline at 1-888-289-9999 or at the FINRA Regulation Internet website address www.nasd.com. A brochure describing the FINRA Regulation Public Disclosure Program is also available from the FINRA upon request.

Key Terms and Definitions

Dividends on money market funds consist of interest earned, plus any discount ratably amortized to the date of maturity, plus all realized gains and losses on the sale of securities prior to maturity, less ratably amortization of any premium and all accrued expenses to the fund. Dividends are accrued daily and may be paid either monthly or quarterly. The monthly earnings on this statement represent the estimated dividend accrued for the month for any program that distributes earnings on a quarterly basis. There is no guarantee that the estimated amount will be paid on the actual distribution date.

Current Yield is the net change, exclusive of capital changes and income other than investment income, in the value of a hypothetical fund account with a balance of one share over the seven-day base period including the statement date, expressed as a percentage of the value of one share (normally \$1.00 per share) at the beginning of the seven-day period. This resulting net change in account value is then annualized by multiplying it by 365 and dividing the result by 7. The yields quoted should not be considered a representation of the yield of the fund in the future, since the yield is not fixed.

Average maturity represents the average maturity of all securities and investments of a portfolio, determined by multiplying the par or principal value of each security or investment by its maturity (days or years), summing the products, and dividing the sum by the total principal value of the portfolio. The stated maturity date of mortgage backed or callable securities are used in this statement. However the actual maturity of these securities could vary depending on the level or prepayments on the underlying mortgages or whether a callable security has or is still able to be called.

Monthly distribution yield represents the net change in the value of one share (normally \$1.00 per share) resulting from all dividends declared during the month by a fund expressed as a percentage of the value of one share at the beginning of the month. This resulting net change is then annualized by multiplying it by 365 and dividing it by the number of calendar days in the month.

YTM at Cost The yield to maturity at cost is the expected rate of return, based on the original cost, the annual interest receipts, maturity value and the time period from purchase date to maturity, stated as a percentage.

YTM at Market The yield to maturity at market is the rate of return, based on the current market value, the annual interest receipts, maturity value and the time period from purchase date to maturity, stated as a percentage.

Managed Account A portfolio of investments managed discretely by PFM according to the client's specific investment policy and requirements. The investments are directly owned by the client and held by the client's custodian.

Unsettled Trade A trade which has been executed however the final consummation of the security transaction and payment has not yet taken place.

Please review the detail pages of this statement carefully. If you think your statement is wrong, missing account information, or if you need more information about a transaction, please contact PFM within 60 days of receipt. If you have other concerns or questions regarding your account you should contact a member of your client management team or PFM Service Operations at the address below.

PFM Asset Management LLC
Attn: Service Operations
One Keystone Plaza, Suite 300
N. Front & Market Sts
Harrisburg, PA 17101



Account Statement

For the Month Ending July 31, 2011

Consolidated Summary Statement

SAN BERNARDINO COUNTY

Portfolio Summary

Portfolio Holdings	Cash Dividends and Income	Closing Market Value
PFM Managed Account	2,265,380.37	4,067,743,908.60
Cash Balance	0.00	213,156,758.90
Total	\$2,265,380.37	\$4,280,900,667.50

Investment Allocation

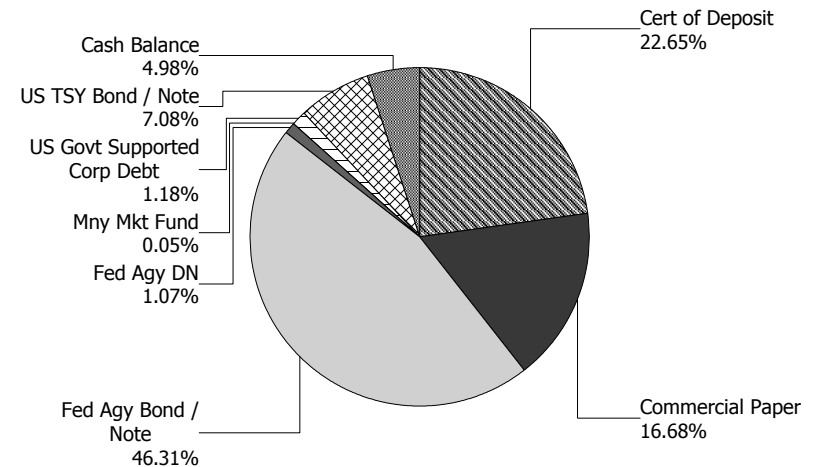
Investment Type	Closing Market Value	Percent
Certificate of Deposit	969,824,582.60	22.65
Commercial Paper	713,981,714.00	16.68
Federal Agency Bond / Note	1,982,376,339.20	46.31
Federal Agency Discount Note	45,937,850.90	1.07
Money Market Fund	2,000,000.00	0.05
U.S. Government Supported Corporate Debt	50,616,400.00	1.18
U.S. Treasury Bond / Note	303,007,021.90	7.08
Cash Balance	213,156,758.90	4.98
Total	\$4,280,900,667.50	100.00%

Maturity Distribution

Portfolio Holdings	Closing Market Value	Percent
Under 30 days	1,129,330,921.85	26.39
31 to 60 days	334,984,615.90	7.83
61 to 90 days	305,752,858.50	7.14
91 to 180 days	349,950,950.25	8.17
181 days to 1 year	372,955,756.80	8.71
1 to 2 years	1,056,663,501.70	24.68
2 to 3 years	681,296,312.50	15.91
3 to 4 years	49,965,750.00	1.17
4 to 5 years	0.00	0.00
Over 5 years	0.00	0.00
Total	\$4,280,900,667.50	100.00%

Weighted Average Days to Maturity 328

Sector Allocation





Managed Account Summary Statement

For the Month Ending July 31, 2011

SAN BERNARDINO COUNTY - 76990800

Transaction Summary - Managed Account

Opening Market Value	\$4,112,203,515.10
Maturities/Calls	(8,336,275,000.00)
Principal Dispositions	(24,000,000.00)
Principal Acquisitions	8,241,875,367.17
Unsettled Trades	74,990,900.00
Change in Current Value	(1,050,873.67)
Closing Market Value	\$4,067,743,908.60

Cash Transactions Summary - Managed Account

Maturities/Calls	8,336,386,368.07
Sale Proceeds	24,000,000.00
Coupon/Interest Income	4,117,862.14
Principal Payments	0.00
Security Purchases	(8,291,928,051.90)
Net Cash Contribution	(72,576,178.31)
Reconciling Transactions	0.00

Earnings Reconciliation (Cash Basis) - Managed Account

Interest/Coupons Received	4,229,230.21
Less Purchased Interest Related to Interest/Coupons	(62,684.73)
Plus Net Realized Gains/Losses	(1,901,165.11)
Total Cash Basis Earnings	\$2,265,380.37

Cash Balance

Closing Cash Balance \$0.00

Earnings Reconciliation (Accrual Basis)

	Total
Ending Amortized Value of Securities	4,055,235,833.04
Ending Accrued Interest	8,507,486.82
Plus Proceeds from Sales	24,000,000.00
Plus Proceeds of Maturities/Calls/Principal Payments	8,336,386,368.07
Plus Coupons Received	4,117,862.14
Less Cost of New Purchases	(8,316,940,389.40)
Less Beginning Amortized Value of Securities	(4,099,215,446.89)
Less Beginning Accrued Interest	(9,799,480.06)
Total Accrual Basis Earnings	\$2,292,233.72



Portfolio Summary and Statistics

For the Month Ending **July 31, 2011**

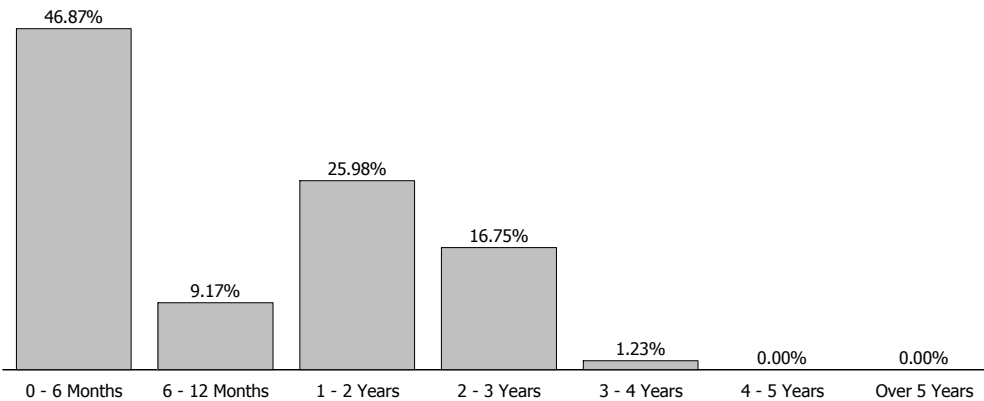
SAN BERNARDINO COUNTY - 76990800

Account Summary

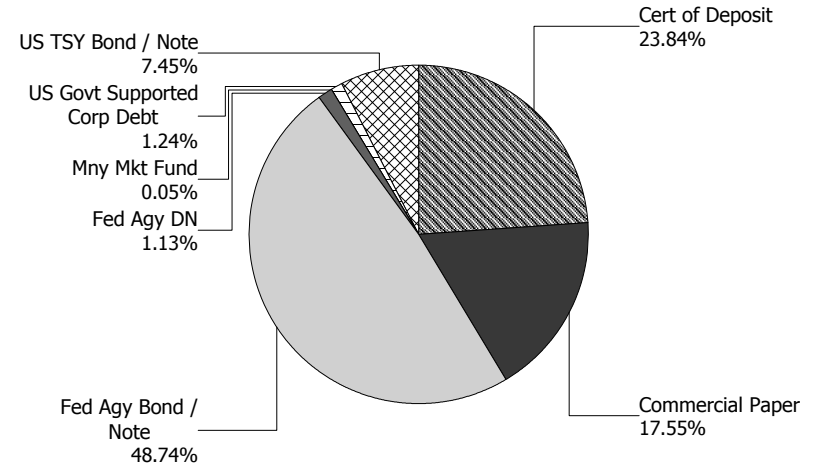
Description	Par Value	Market Value	Percent
U.S. Treasury Bond / Note	300,000,000.00	303,007,021.90	7.45
U.S. Government Supported Corporate Debt	50,000,000.00	50,616,400.00	1.24
Money Market Fund	2,000,000.00	2,000,000.00	0.05
Federal Agency Discount Note	46,000,000.00	45,937,850.90	1.13
Federal Agency Bond / Note	1,960,409,000.00	1,982,376,339.20	48.74
Commercial Paper	714,000,000.00	713,981,714.00	17.55
Certificate of Deposit	970,000,000.00	969,824,582.60	23.84
Managed Account Sub-Total	4,042,409,000.00	4,067,743,908.60	100.00%
Accrued Interest		8,507,486.82	
Total Portfolio	4,042,409,000.00	4,076,251,395.42	

Unsettled Trades **75,000,000.00** **74,972,575.00**

Maturity Distribution



Sector Allocation



Characteristics

Yield to Maturity at Cost	0.64%
Yield to Maturity at Market	0.39%
Duration to Worst	0.82
Weighted Average Days to Maturity	345



Managed Account Issuer Summary

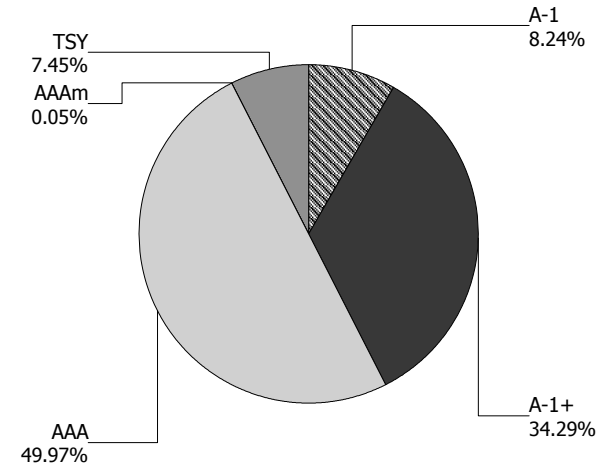
For the Month Ending July 31, 2011

SAN BERNARDINO COUNTY - 76990800

Issuer Summary

Issuer	Market Value of Holdings	Percent
BANK OF MONTREAL	34,991,726.00	0.86
BARCLAYS PLC	118,998,929.00	2.93
BNP PARIBAS	184,993,196.70	4.55
CITIGROUP INC	25,311,575.00	0.62
COMMONWEALTH BANK OF AUSTRALIA	174,944,808.50	4.30
CREDIT AGRICOLE SA	149,998,650.00	3.69
FANNIE MAE	640,548,436.51	15.74
FEDERAL FARM CREDIT BANKS	342,781,189.90	8.43
FEDERAL HOME LOAN BANKS	489,369,518.44	12.03
FEDERATED INVESTORS INC	2,000,000.00	0.05
FREDDIE MAC	555,615,045.25	13.66
GENERAL ELECTRIC CO	145,296,710.00	3.57
NORDEA BANK AB	74,999,295.50	1.84
RABOBANK NEDERLAND	149,991,826.00	3.69
ROYAL BANK OF CANADA	124,970,244.50	3.07
SOCIETE GENERALE	149,998,200.00	3.69
SVENSKA HANDELSBANKEN	174,986,263.65	4.30
TORONTO-DOMINION BANK	174,953,058.75	4.30
UNITED STATES TREASURY	303,007,021.90	7.45
WESTPAC BANKING CORP NY	49,988,213.00	1.23
Total	\$4,067,743,908.60	100.00%

Credit Quality (S&P Ratings)





Managed Account Detail of Securities Held

For the Month Ending **July 31, 2011**

SAN BERNARDINO COUNTY - 76990800

Security Type/Description Dated Date/Coupon/Maturity	CUSIP	Par	S&P Rating	Moody's Rating	Trade Date	Settle Date	Original Cost	YTM at Cost	Accrued Interest	Amortized Cost	Market Value
U.S. Treasury Bond / Note											
US TREASURY NOTES DTD 04/30/2010 1.000% 04/30/2012	912828NB2	50,000,000.00	TSY	TSY	05/16/11	05/17/11	50,378,906.25	0.20	126,358.70	50,296,908.50	50,277,500.00
US TREASURY NOTES DTD 05/15/2009 1.375% 05/15/2012	912828KP4	5,000,000.00	TSY	TSY	06/05/09	06/08/09	4,948,828.12	1.73	14,572.01	4,986,017.65	5,043,554.69
US TREASURY NOTES DTD 05/15/2009 1.375% 05/15/2012	912828KP4	10,000,000.00	TSY	TSY	06/08/09	06/09/09	9,838,281.25	1.95	29,144.02	9,955,673.20	10,087,109.38
US TREASURY NOTES DTD 05/15/2009 1.375% 05/15/2012	912828KP4	10,000,000.00	TSY	TSY	06/09/09	06/10/09	9,852,343.75	1.90	29,144.02	9,959,512.50	10,087,109.38
US TREASURY NOTES DTD 05/15/2009 1.375% 05/15/2012	912828KP4	25,000,000.00	TSY	TSY	04/06/10	04/07/10	25,088,867.18	1.20	72,860.05	25,033,549.25	25,217,773.45
US TREASURY NOTES DTD 06/30/2010 0.625% 06/30/2012	912828NS5	50,000,000.00	TSY	TSY	05/25/11	05/26/11	50,208,984.38	0.24	27,173.91	50,174,032.50	50,158,000.00
US TREASURY NOTES DTD 01/15/2010 1.375% 01/15/2013	912828MG2	25,000,000.00	TSY	TSY	12/28/10	12/29/10	25,302,734.38	0.78	15,879.76	25,215,591.75	25,386,725.00
US TREASURY NOTES DTD 03/15/2010 1.375% 03/15/2013	912828MT4	25,000,000.00	TSY	TSY	01/05/11	01/06/11	25,310,546.88	0.80	129,840.35	25,230,823.50	25,422,750.00
US TREASURY NOTES DTD 06/15/2010 1.125% 06/15/2013	912828NH9	25,000,000.00	TSY	TSY	03/28/11	03/29/11	25,117,187.50	0.91	36,116.80	25,099,259.25	25,356,500.00
US TREASURY NOTES DTD 06/15/2010 1.125% 06/15/2013	912828NH9	25,000,000.00	TSY	TSY	03/29/11	03/30/11	25,109,375.00	0.92	36,116.80	25,092,763.25	25,356,500.00
US TREASURY NOTES DTD 07/15/2010 1.000% 07/15/2013	912828NN6	25,000,000.00	TSY	TSY	04/05/11	04/06/11	25,028,320.31	0.95	11,548.91	25,024,407.25	25,306,750.00
US TREASURY NOTES DTD 07/15/2010 1.000% 07/15/2013	912828NN6	25,000,000.00	TSY	TSY	04/06/11	04/07/11	25,000,000.00	1.00	11,548.91	25,000,000.00	25,306,750.00
Security Type Sub-Total		300,000,000.00					301,184,375.00	0.78	540,304.24	301,068,538.60	303,007,021.90
U.S. Government Supported Corporate Debt											



Managed Account Detail of Securities Held

For the Month Ending **July 31, 2011**

SAN BERNARDINO COUNTY - 76990800

Security Type/Description Dated Date/Coupon/Maturity	CUSIP	Par	S&P Rating	Moody's Rating	Trade Date	Settle Date	Original Cost	YTM at Cost	Accrued Interest	Amortized Cost	Market Value
U.S. Government Supported Corporate Debt											
GENERAL ELEC CAP CORP (FDIC) GLOBAL NOTE DTD 03/12/2009 2.250% 03/12/2012	36967HAN7	25,000,000.00	AAA	Aaa	03/11/10	03/16/10	25,557,750.00	1.11	217,187.50	25,173,406.50	25,304,825.00
CITIGROUP FUNDING INC (FDIC) GLOBAL NOTE DTD 03/30/2009 2.000% 03/30/2012	17314AAF9	25,000,000.00	AAA	Aaa	03/10/10	03/15/10	25,447,372.25	1.11	168,055.56	25,146,534.00	25,311,575.00
Security Type Sub-Total		50,000,000.00					51,005,122.25	1.11	385,243.06	50,319,940.50	50,616,400.00
Money Market Fund											
FEDERATED PRIME OBLIGATION MUTUAL	60934N203	1,000,000.00	AAAm	Aaa	08/27/08	08/27/08	1,000,000.00	0.05	0.00	1,000,000.00	1,000,000.00
FEDERATED GOVT OBLIGATIONS FUND	60934N104	1,000,000.00	AAAm	Aaa	05/18/11	05/18/11	1,000,000.00	0.05	0.00	1,000,000.00	1,000,000.00
Security Type Sub-Total		2,000,000.00					2,000,000.00	0.05	0.00	2,000,000.00	2,000,000.00
Federal Agency Discount Note											
FHLB DISC NOTE -- 0.000% 01/25/2012	313384SF7	25,000,000.00	A-1+	P-1	07/29/11	07/29/11	24,971,250.00	0.23	0.00	24,971,729.25	24,966,791.00
FFCB DISC NOTE -- 0.000% 01/31/2012	313312SM3	21,000,000.00	A-1+	P-1	07/29/11	07/29/11	20,975,045.00	0.23	0.00	20,975,447.43	20,971,059.90
Security Type Sub-Total		46,000,000.00					45,946,295.00	0.23	0.00	45,947,176.68	45,937,850.90
Federal Agency Bond / Note											
FHLMC NOTES (CALLED, OMD 2/3/2014) DTD 02/03/2011 1.375% 08/03/2011	3134G1X66	50,000,000.00	AAA	Aaa	01/25/11	02/03/11	49,905,000.00	1.44	339,930.56	49,998,944.50	50,002,650.00
FFCB BONDS DTD 06/25/2008 3.875% 08/25/2011	31331YZ86	25,000,000.00	AAA	Aaa	11/05/08	11/06/08	25,518,000.00	3.10	419,791.67	25,012,782.75	25,061,350.00
FFCB BONDS DTD 06/25/2008 3.875% 08/25/2011	31331YZ86	50,000,000.00	AAA	Aaa	11/04/08	11/05/08	50,894,000.00	3.20	839,583.33	50,022,074.00	50,122,700.00
FHLMC (FLOATING) MTN DTD 04/26/2010 0.187% 10/26/2011	3134G1BL7	20,800,000.00	AAA	Aaa	05/06/10	05/07/10	20,795,840.00	0.28	649.13	20,796,126.83	20,802,600.00



Managed Account Detail of Securities Held

For the Month Ending **July 31, 2011**

SAN BERNARDINO COUNTY - 76990800

Security Type/Description Dated Date/Coupon/Maturity	CUSIP	Par	S&P Rating	Moody's Rating	Trade Date	Settle Date	Original Cost	YTM at Cost	Accrued Interest	Amortized Cost	Market Value
Federal Agency Bond / Note											
FFCB BONDS (FLOATING) DTD 11/02/2009 0.166% 11/02/2011	31331G2M0	25,000,000.00	AAA	Aaa	11/06/09	11/09/09	25,000,000.00	0.22	3,448.96	25,000,000.00	25,001,825.00
FFCB BONDS DTD 01/12/2010 1.100% 01/12/2012	31331JBL6	25,000,000.00	AAA	Aaa	02/18/10	02/19/10	25,065,000.00	0.96	14,513.89	25,015,437.75	25,098,375.00
FHLB BONDS DTD 12/24/2009 1.050% 02/24/2012	3133XWFP9	25,000,000.00	AAA	Aaa	12/29/09	12/30/09	24,854,250.00	1.33	114,479.17	24,961,362.75	25,100,600.00
FHLB GLOBAL BONDS DTD 03/19/2010 1.125% 05/18/2012	3133XXPV3	25,000,000.00	AAA	Aaa	05/11/10	05/12/10	25,035,750.00	1.05	57,031.25	25,014,215.75	25,154,075.00
FFCB NOTES (FLOAT) DTD 08/23/2010 0.235% 05/23/2012	31331JZB2	25,000,000.00	AAA	Aaa	10/05/10	10/06/10	24,997,925.00	0.33	10,027.78	24,997,925.00	24,998,975.00
FHLMC GLOBAL NOTES DTD 05/21/2009 1.750% 06/15/2012	3137EACC1	25,000,000.00	AAA	Aaa	05/11/10	05/12/10	25,329,750.00	1.11	55,902.78	25,138,430.50	25,306,700.00
FHLB NOTES (CALLABLE) DTD 07/14/2011 0.350% 07/25/2012	313374KV1	50,000,000.00	AAA	Aaa	06/28/11	07/14/11	49,990,000.00	0.37	8,263.89	49,990,455.50	49,936,900.00
FHLB GLOBAL BONDS DTD 07/23/2009 1.750% 08/22/2012	3133XUE41	50,000,000.00	AAA	Aaa	07/31/09	08/03/09	49,767,500.00	1.91	386,458.33	49,917,825.00	50,732,000.00
FHLMC GLOBAL REFERENCE NOTES DTD 08/06/2009 2.125% 09/21/2012	3137EACE7	25,000,000.00	AAA	Aaa	12/22/09	12/23/09	25,393,000.00	1.54	191,840.28	25,165,146.25	25,498,425.00
FHLMC NOTES (FLOATING) DTD 10/12/2010 0.250% 10/12/2012	3134G1WN0	25,000,000.00	AAA	Aaa	10/13/10	10/14/10	25,002,500.00	0.32	2,833.33	25,000,000.00	24,990,850.00
FNMA NOTES (CALLABLE) DTD 11/01/2010 0.550% 11/01/2012	31398A5B4	25,000,000.00	AAA	Aaa	11/04/10	11/05/10	25,000,000.00	0.55	34,375.00	25,000,000.00	25,013,925.00
FFCB NOTES DTD 11/02/2010 0.400% 11/02/2012	31331JY56	20,000,000.00	AAA	Aaa	11/22/10	11/23/10	19,904,400.00	0.65	19,777.78	19,938,195.00	20,004,680.00
FHLMC NOTES DTD 10/08/2010 0.515% 11/26/2012	3134G1WT7	8,400,000.00	AAA	Aaa	11/22/10	11/23/10	8,378,412.00	0.64	7,810.83	8,385,787.45	8,414,926.80
FHLMC NOTES DTD 10/08/2010 0.515% 11/26/2012	3134G1WT7	18,989,000.00	AAA	Aaa	11/22/10	11/23/10	18,938,299.37	0.65	17,657.13	18,955,620.38	19,022,743.45



Managed Account Detail of Securities Held

For the Month Ending **July 31, 2011**

SAN BERNARDINO COUNTY - 76990800

Security Type/Description Dated Date/Coupon/Maturity	CUSIP	Par	S&P Rating	Moody's Rating	Trade Date	Settle Date	Original Cost	YTM at Cost	Accrued Interest	Amortized Cost	Market Value
Federal Agency Bond / Note											
FHLB NOTES DTD 10/30/2009 1.746% 11/30/2012	3133XVMF5	25,000,000.00	AAA	Aaa	12/08/10	12/09/10	25,481,750.00	0.76	73,962.50	25,325,309.75	25,454,900.00
FNMA NOTES (FLOATING) DTD 12/03/2010 0.310% 12/03/2012	31398A6V9	25,000,000.00	AAA	Aaa	01/18/11	01/19/11	24,997,500.00	0.37	11,416.67	24,997,500.00	25,006,825.00
FNMA NOTES (FLOATING) DTD 12/03/2010 0.310% 12/03/2012	31398A6V9	25,000,000.00	AAA	Aaa	07/29/11	08/01/11	25,003,400.00	0.27	11,437.50	25,003,400.00	25,006,825.00
FNMA NOTES (FLOATING) DTD 12/03/2010 0.310% 12/03/2012	31398A6V9	50,000,000.00	AAA	Aaa	12/22/10	12/23/10	49,995,000.00	0.41	22,833.33	49,995,000.00	50,013,650.00
FHLB BONDS DTD 11/04/2009 1.750% 12/14/2012	3133XVNT4	25,000,000.00	AAA	Aaa	12/01/09	12/02/09	25,216,250.00	1.46	57,118.06	25,098,769.50	25,451,725.00
FHLB BONDS DTD 11/04/2009 1.750% 12/14/2012	3133XVNT4	25,000,000.00	AAA	Aaa	12/04/09	12/07/09	25,039,500.00	1.70	57,118.06	25,018,149.50	25,451,725.00
FHLB BONDS DTD 11/04/2009 1.750% 12/14/2012	3133XVNT4	25,000,000.00	AAA	Aaa	11/18/10	11/19/10	25,565,250.00	0.65	57,118.06	25,374,883.50	25,451,725.00
FFCB BONDS DTD 12/24/2009 1.625% 12/24/2012	31331JAB9	25,000,000.00	AAA	Aaa	12/21/09	12/24/09	24,930,000.00	1.72	41,753.47	24,966,958.25	25,428,850.00
FHLMC NOTES (FLOATING) DTD 01/10/2011 0.300% 01/10/2013	3134G1U69	25,000,000.00	AAA	Aaa	03/24/11	03/25/11	25,010,200.00	0.30	3,895.83	25,006,838.50	24,996,325.00
FHLMC NOTES (FLOATING) DTD 01/10/2011 0.300% 01/10/2013	3134G1U69	50,000,000.00	AAA	Aaa	01/05/11	01/10/11	49,979,800.00	0.39	7,791.66	49,979,800.00	49,992,650.00
FFCB NOTES (FLOATING) DTD 01/14/2011 0.250% 01/14/2013	31331J7K3	50,000,000.00	AAA	Aaa	01/05/11	01/14/11	49,987,500.00	0.36	6,013.89	49,987,500.00	49,992,000.00
FHLB GLOBAL NOTES DTD 12/10/2009 1.500% 01/16/2013	3133XW7L7	25,000,000.00	AAA	Aaa	12/02/10	12/03/10	25,414,250.00	0.71	15,625.00	25,285,730.75	25,399,900.00
FHLMC NOTES (FLOATING) DTD 01/24/2011 0.280% 01/24/2013	3134G1X90	25,000,000.00	AAA	Aaa	01/18/11	01/24/11	24,982,350.00	0.37	1,326.39	24,984,088.50	24,988,700.00
FFCB BONDS (CALLABLE) DTD 02/19/2010 1.670% 02/19/2013	31331JEK5	25,000,000.00	AAA	Aaa	02/19/10	02/22/10	24,887,500.00	1.83	187,875.00	24,940,965.75	25,017,900.00



Managed Account Detail of Securities Held

For the Month Ending **July 31, 2011**

SAN BERNARDINO COUNTY - 76990800

Security Type/Description Dated Date/Coupon/Maturity	CUSIP	Par	S&P Rating	Moody's Rating	Trade Date	Settle Date	Original Cost	YTM at Cost	Accrued Interest	Amortized Cost	Market Value
Federal Agency Bond / Note											
FNMA GLOBAL BENCHMRK NOTES (EX-CALLABLE) DTD 02/18/2003 4.750% 02/21/2013	31359MQV8	20,000,000.00	AAA	Aaa	02/04/11	02/07/11	21,530,800.00	0.95	422,222.22	21,170,558.80	21,333,580.00
FFCB BONDS DTD 01/15/2010 1.750% 02/21/2013	31331JBV4	25,000,000.00	AAA	Aaa	02/11/10	02/12/10	25,035,250.00	1.70	194,444.44	25,018,334.25	25,477,675.00
FNMA GLOBAL BENCHMRK NOTES (EX-CALLABLE) DTD 02/18/2003 4.750% 02/21/2013	31359MQV8	25,000,000.00	AAA	Aaa	12/16/10	12/17/10	27,054,375.00	0.93	527,777.78	26,471,754.50	26,666,975.00
FHLMC NOTES DTD 02/04/2011 0.750% 03/28/2013	3137EACS6	25,000,000.00	AAA	Aaa	02/04/11	02/07/11	24,881,750.00	0.97	64,062.50	24,908,202.50	25,134,975.00
FFCB BONDS DTD 04/15/2010 1.875% 04/15/2013	31331JKS1	25,000,000.00	AAA	Aaa	04/19/10	04/20/10	25,118,100.00	1.71	138,020.83	25,068,185.00	25,605,800.00
FHLMC FLOATING NOTES DTD 06/17/2011 0.137% 06/17/2013	3134G2MJ8	50,000,000.00	AAA	Aaa	06/09/11	06/17/11	49,949,405.00	0.19	2,843.75	49,950,810.50	49,948,300.00
FNMA GLOBAL NOTES DTD 05/21/2010 1.500% 06/26/2013	31398AT44	25,000,000.00	AAA	Aaa	02/02/11	02/03/11	25,307,750.00	0.98	36,458.33	25,244,898.00	25,495,700.00
FHLB NOTES DTD 11/08/2010 0.500% 06/26/2013	313371PM2	40,565,000.00	AAA	Aaa	01/12/11	01/13/11	40,075,786.10	1.00	19,719.10	40,184,503.14	40,600,291.55
FHLMC GLOBAL REFERENCE NOTES DTD 07/18/2003 4.500% 07/15/2013	3134A4TZ7	25,000,000.00	AAA	Aaa	06/28/11	06/29/11	26,966,500.00	0.62	50,000.00	26,881,525.50	26,972,825.00
FNMA GLOBAL NOTES (EX-CALLABLE) DTD 07/14/2003 4.375% 07/17/2013	31359MSL8	13,500,000.00	AAA	Aaa	01/24/11	01/25/11	14,607,270.00	1.01	22,968.75	14,378,652.09	14,513,067.00
FNMA GLOBAL NOTES (EX-CALLABLE) DTD 07/14/2003 4.375% 07/17/2013	31359MSL8	19,950,000.00	AAA	Aaa	01/20/11	01/21/11	21,609,840.00	0.98	33,942.71	21,261,200.78	21,447,087.90
FNMA NOTES DTD 06/17/2011 0.500% 08/09/2013	3135G0BR3	12,500,000.00	AAA	Aaa	07/05/11	07/06/11	12,477,125.00	0.59	7,638.89	12,477,876.38	12,499,350.00
FNMA NOTES DTD 06/17/2011 0.500% 08/09/2013	3135G0BR3	12,500,000.00	AAA	Aaa	07/05/11	07/06/11	12,479,125.00	0.58	7,638.89	12,479,810.38	12,499,350.00



Managed Account Detail of Securities Held

For the Month Ending **July 31, 2011**

SAN BERNARDINO COUNTY - 76990800

Security Type/Description Dated Date/Coupon/Maturity	CUSIP	Par	S&P Rating	Moody's Rating	Trade Date	Settle Date	Original Cost	YTM at Cost	Accrued Interest	Amortized Cost	Market Value
Federal Agency Bond / Note											
FNMA NOTES DTD 07/09/2010 1.250% 08/20/2013	31398AX31	50,000,000.00	AAA	Aaa	02/01/11	02/02/11	50,324,000.00	0.99	279,513.89	50,261,505.00	50,718,950.00
FNMA NOTES (CALLABLE) DTD 08/27/2010 1.000% 08/27/2013	3136FPCR6	10,390,000.00	AAA	Aaa	08/17/10	08/27/10	10,385,844.00	1.01	44,446.11	10,387,116.05	10,448,911.30
FNMA NOTES (CALLABLE) DTD 08/27/2010 1.000% 08/27/2013	3136FPCR6	39,610,000.00	AAA	Aaa	08/17/10	08/27/10	39,598,117.00	1.01	169,442.78	39,601,754.39	39,834,588.70
FHLB NOTES TAP ISSUE DTD 08/09/2010 1.000% 09/13/2013	313370LB2	25,000,000.00	AAA	Aaa	10/26/10	10/27/10	25,195,250.00	0.73	95,833.33	25,144,025.50	25,253,100.00
FHLB NOTES TAP ISSUE DTD 08/09/2010 1.000% 09/13/2013	313370LB2	25,000,000.00	AAA	Aaa	11/02/10	11/03/10	25,261,750.00	0.63	95,833.33	25,194,113.50	25,253,100.00
FHLB NOTES TAP ISSUE DTD 08/09/2010 1.000% 09/13/2013	313370LB2	25,000,000.00	AAA	Aaa	11/02/10	11/03/10	25,261,775.00	0.63	95,833.33	25,194,132.00	25,253,100.00
FHLB NOTES TAP ISSUE DTD 08/09/2010 1.000% 09/13/2013	313370LB2	25,000,000.00	AAA	Aaa	11/02/10	11/03/10	25,261,780.25	0.63	95,833.33	25,194,135.75	25,253,100.00
FHLB NOTES TAP ISSUE DTD 08/09/2010 1.000% 09/13/2013	313370LB2	25,000,000.00	AAA	Aaa	11/10/10	11/12/10	25,159,475.00	0.77	95,833.33	25,119,380.00	25,253,100.00
FNMA NOTES (EX-CALLABLE) DTD 09/17/2010 1.125% 09/17/2013	31398A3L4	1,980,000.00	AAA	Aaa	09/21/10	09/22/10	1,979,901.00	1.13	8,291.25	1,979,929.73	2,000,877.12
FNMA NOTES (EX-CALLABLE) DTD 09/17/2010 1.125% 09/17/2013	31398A3L4	12,500,000.00	AAA	Aaa	09/21/10	09/22/10	12,499,750.00	1.13	52,343.75	12,499,824.88	12,631,800.00
FNMA NOTES (EX-CALLABLE) DTD 09/17/2010 1.125% 09/17/2013	31398A3L4	12,500,000.00	AAA	Aaa	09/21/10	09/22/10	12,499,750.00	1.13	52,343.75	12,499,824.88	12,631,800.00
FHLMC GLOBAL REFERENCE NOTES DTD 08/20/2008 4.125% 09/27/2013	3137EABS7	25,000,000.00	AAA	Aaa	12/01/10	12/02/10	27,217,500.00	0.93	355,208.33	26,700,576.00	26,920,100.00
FHLMC GLOBAL REFERENCE NOTES DTD 08/20/2008 4.125% 09/27/2013	3137EABS7	25,000,000.00	AAA	Aaa	12/07/10	12/08/10	27,185,500.00	0.96	355,208.33	26,686,025.00	26,920,100.00
FNMA NOTES DTD 08/02/2010 1.125% 09/30/2013	31398A2M3	25,000,000.00	AAA	Aaa	09/09/10	09/10/10	25,041,250.00	1.07	94,531.25	25,029,333.50	25,303,600.00



Managed Account Detail of Securities Held

For the Month Ending **July 31, 2011**

SAN BERNARDINO COUNTY - 76990800

Security Type/Description Dated Date/Coupon/Maturity	CUSIP	Par	S&P Rating	Moody's Rating	Trade Date	Settle Date	Original Cost	YTM at Cost	Accrued Interest	Amortized Cost	Market Value
Federal Agency Bond / Note											
FNMA NOTES (EX-CALLABLE) DTD 10/08/2010 1.125% 10/08/2013	31398A4H2	25,000,000.00	AAA	Aaa	09/23/10	10/08/10	25,000,000.00	1.13	88,281.25	25,000,000.00	25,301,900.00
FNMA NOTES (CALLABLE) DTD 10/18/2010 1.000% 10/18/2013	31398A4Q2	5,000,000.00	AAA	Aaa	09/28/10	10/18/10	5,000,000.00	1.00	14,305.56	5,000,000.00	5,006,760.00
FNMA NOTES (CALLABLE) DTD 10/18/2010 1.000% 10/18/2013	31398A4Q2	5,000,000.00	AAA	Aaa	09/28/10	10/18/10	5,000,000.00	1.00	14,305.56	5,000,000.00	5,006,760.00
FNMA NOTES (CALLABLE) DTD 10/18/2010 1.000% 10/18/2013	31398A4Q2	5,000,000.00	AAA	Aaa	09/28/10	10/18/10	5,000,000.00	1.00	14,305.56	5,000,000.00	5,006,760.00
FNMA NOTES (CALLABLE) DTD 10/18/2010 1.000% 10/18/2013	31398A4Q2	5,000,000.00	AAA	Aaa	09/28/10	10/18/10	5,000,000.00	1.00	14,305.56	5,000,000.00	5,006,760.00
FNMA STEP-RATE NOTES (CALLABLE) DTD 10/18/2010 0.625% 10/18/2013	3136FPNT0	25,000,000.00	AAA	Aaa	10/08/10	10/18/10	24,992,500.00	1.05	44,704.86	25,076,056.25	25,006,300.00
FHLMC NOTES DTD 08/20/2010 0.875% 10/28/2013	3137EACL1	25,000,000.00	AAA	Aaa	09/02/10	09/03/10	24,903,675.75	1.00	56,510.42	24,931,178.50	25,158,275.00
FNMA NOTES (CALLABLE) DTD 11/15/2010 0.900% 11/15/2013	31398A5S7	50,000,000.00	AAA	Aaa	11/01/10	11/15/10	50,025,000.00	0.88	95,000.00	50,007,237.50	50,085,350.00
FNMA NOTES (CALLABLE) DTD 11/29/2010 1.000% 11/29/2013	31398A6L1	25,000,000.00	AAA	Aaa	11/12/10	11/29/10	24,957,500.00	1.06	43,055.56	24,966,910.75	25,043,325.00
FHLB NOTES DTD 11/09/2010 0.500% 12/13/2013	313371PU4	845,000.00	AAA	Aaa	12/14/10	12/15/10	827,170.50	1.22	563.33	830,858.53	842,758.22
FHLB NOTES DTD 11/09/2010 0.500% 12/13/2013	313371PU4	18,610,000.00	AAA	Aaa	12/14/10	12/15/10	18,217,329.00	1.22	12,406.67	18,298,552.90	18,560,627.67
FNMA NOTES DTD 11/01/2010 0.750% 12/18/2013	31398A5W8	5,545,000.00	AAA	Aaa	03/22/11	03/23/11	5,479,846.25	1.19	4,967.40	5,488,213.82	5,554,659.39
FNMA NOTES DTD 11/01/2010 0.750% 12/18/2013	31398A5W8	25,000,000.00	AAA	Aaa	11/16/10	11/17/10	24,818,000.00	0.99	22,395.83	24,859,114.75	25,043,550.00
FNMA GLOBAL NOTES (CALLABLE) DTD 01/27/2011 1.375% 01/27/2014	3135G0AH6	25,000,000.00	AAA	Aaa	01/26/11	01/27/11	24,992,500.00	1.39	3,819.44	24,993,756.00	25,094,900.00



Managed Account Detail of Securities Held

For the Month Ending **July 31, 2011**

SAN BERNARDINO COUNTY - 76990800

Security Type/Description Dated Date/Coupon/Maturity	CUSIP	Par	S&P Rating	Moody's Rating	Trade Date	Settle Date	Original Cost	YTM at Cost	Accrued Interest	Amortized Cost	Market Value
Federal Agency Bond / Note											
FNMA GLOBAL NOTES (CALLABLE) DTD 01/27/2011 1.375% 01/27/2014	3135G0AH6	26,225,000.00	AAA	Aaa	01/26/11	01/27/11	26,216,608.00	1.39	4,006.60	26,218,013.40	26,324,550.10
FHLMC NOTES DTD 01/06/2011 1.375% 02/25/2014	3137EACR8	25,000,000.00	AAA	Aaa	02/03/11	02/04/11	24,952,750.00	1.44	195,746.53	24,960,422.25	25,438,900.00
FHLMC NOTES DTD 06/02/2011 1.000% 07/30/2014	3137EACU1	25,000,000.00	AAA	Aaa	06/14/11	06/15/11	25,020,500.00	0.97	40,972.22	25,019,696.25	25,139,250.00
FHLMC NOTES (CALLABLE) DTD 08/08/2011 1.100% 08/08/2014	3134G2TK8	25,000,000.00	AAA	Aaa	07/18/11	08/08/11	24,993,750.00	1.11	0.00	24,993,750.00	24,982,875.00
FHLMC NOTES (CALLABLE) DTD 08/08/2011 1.100% 08/08/2014	3134G2TK8	25,000,000.00	AAA	Aaa	07/18/11	08/08/11	24,993,750.00	1.11	0.00	24,993,750.00	24,982,875.00
Security Type Sub-Total		1,960,409,000.00					1,976,615,474.22	0.99	7,167,547.14	1,971,900,722.31	1,982,376,339.20
Commercial Paper											
BARCLAYS US FUNDING LLC COMM PAPER -- 0.000% 08/01/2011	06737JV10	19,000,000.00	A-1+	P-1	07/29/11	07/29/11	18,999,810.00	0.12	0.00	19,000,000.00	18,999,829.00
RABOBANK USA FIN CORP COMM PAPER -- 0.000% 08/01/2011	74977LV12	25,000,000.00	A-1+	P-1	02/02/11	02/03/11	24,955,250.00	0.36	0.00	25,000,000.00	24,999,875.00
GENERAL ELEC CAP CORP COMM PAPER -- 0.000% 08/01/2011	36959JV18	45,000,000.00	A-1+	P-1	04/29/11	04/29/11	44,982,375.00	0.15	0.00	45,000,000.00	44,999,685.00
BNP PARIBAS FINANCE INC COMM PAPER -- 0.000% 08/01/2011	0556N1V18	50,000,000.00	A-1+	P-1	05/02/11	05/02/11	49,967,138.89	0.26	0.00	50,000,000.00	49,999,550.00
SOCIETE GENERALE NA COMM PAPER -- 0.000% 08/01/2011	83365SV18	50,000,000.00	A-1	P-1	07/29/11	07/29/11	49,999,416.67	0.14	0.00	50,000,000.00	49,999,400.00
SOCIETE GENERALE NA COMM PAPER -- 0.000% 08/01/2011	83365SV18	50,000,000.00	A-1	P-1	07/29/11	07/29/11	49,999,416.67	0.14	0.00	50,000,000.00	49,999,400.00
SOCIETE GENERALE NA COMM PAPER -- 0.000% 08/01/2011	83365SV18	50,000,000.00	A-1	P-1	07/29/11	07/29/11	49,999,416.67	0.14	0.00	50,000,000.00	49,999,400.00
CREDIT AGRICOLE NA COMM PAPER -- 0.000% 08/01/2011	22532CV19	50,000,000.00	A-1	P-1	07/29/11	07/29/11	49,999,458.33	0.13	0.00	50,000,000.00	49,999,550.00



Managed Account Detail of Securities Held

For the Month Ending **July 31, 2011**

SAN BERNARDINO COUNTY - 76990800

Security Type/Description Dated Date/Coupon/Maturity	CUSIP	Par	S&P Rating	Moody's Rating	Trade Date	Settle Date	Original Cost	YTM at Cost	Accrued Interest	Amortized Cost	Market Value
Commercial Paper											
CREDIT AGRICOLE NA COMM PAPER -- 0.000% 08/01/2011	22532CV19	50,000,000.00	A-1	P-1	07/29/11	07/29/11	49,999,458.33	0.13	0.00	50,000,000.00	49,999,550.00
CREDIT AGRICOLE NA COMM PAPER -- 0.000% 08/01/2011	22532CV19	50,000,000.00	A-1	P-1	07/29/11	07/29/11	49,999,458.33	0.13	0.00	50,000,000.00	49,999,550.00
BARCLAYS US FUNDING LLC COMM PAPER -- 0.000% 08/01/2011	06737JV10	50,000,000.00	A-1+	P-1	07/29/11	07/29/11	49,999,500.00	0.12	0.00	50,000,000.00	49,999,550.00
BARCLAYS US FUNDING LLC COMM PAPER -- 0.000% 08/01/2011	06737JV10	50,000,000.00	A-1+	P-1	07/29/11	07/29/11	49,999,500.00	0.12	0.00	50,000,000.00	49,999,550.00
NORDEA NORTH AMERICA INC COMM PAPER -- 0.000% 08/02/2011	6555P1V20	25,000,000.00	A-1+	P-1	05/02/11	05/02/11	24,987,222.22	0.20	0.00	24,999,861.00	24,999,700.00
NORDEA NORTH AMERICA INC COMM PAPER -- 0.000% 08/02/2011	6555P1V20	25,000,000.00	A-1+	P-1	05/04/11	05/04/11	24,987,500.00	0.20	0.00	24,999,861.00	24,999,700.00
BNP PARIBAS FINANCE INC COMM PAPER -- 0.000% 08/11/2011	0556N1VB6	25,000,000.00	A-1+	P-1	05/12/11	05/12/11	24,984,833.33	0.24	0.00	24,998,333.25	24,998,875.00
BNP PARIBAS FINANCE INC COMM PAPER -- 0.000% 09/01/2011	0556N1W17	25,000,000.00	A-1+	P-1	06/07/11	06/07/11	24,986,263.89	0.23	0.00	24,995,048.50	24,996,350.00
GENERAL ELECTRIC CO COMM PAPER -- 0.000% 09/01/2011	36960MW17	50,000,000.00	A-1+	P-1	07/07/11	07/08/11	49,991,597.22	0.11	0.00	49,995,264.00	49,995,600.00
GENERAL ELEC CAP CORP COMM PAPER -- 0.000% 09/15/2011	36959JWF6	25,000,000.00	A-1+	P-1	07/15/11	07/15/11	24,994,833.33	0.12	0.00	24,996,250.00	24,996,600.00
Security Type Sub-Total		714,000,000.00					713,832,448.88	0.16	0.00	713,984,617.75	713,981,714.00
Certificate of Deposit											
NORDEA BANK FINLAND NY CERT DEPOS DTD 05/04/2011 0.200% 08/03/2011	65557VSA0	25,000,000.00	A-1+	P-1	05/04/11	05/04/11	25,000,000.00	0.20	12,361.11	25,000,000.00	24,999,895.50
BNP PARIBAS SF CERT DEPOS DTD 05/12/2011 0.240% 08/12/2011	05572NDE3	35,000,000.00	A-1+	P-1	05/12/11	05/12/11	35,000,000.00	0.24	18,900.00	35,000,000.00	34,999,881.70



Managed Account Detail of Securities Held

For the Month Ending **July 31, 2011**

SAN BERNARDINO COUNTY - 76990800

Security Type/Description	Dated Date/Coupon/Maturity	CUSIP	Par	S&P Rating	Moody's Rating	Trade Date	Settle Date	Original Cost	YTM at Cost	Accrued Interest	Amortized Cost	Market Value
Certificate of Deposit												
TORONTO DOMINION BANK NY CERT DEPOS DTD 07/12/2011 0.120% 08/15/2011		89112YV42	25,000,000.00	A-1+	P-1	07/11/11	07/12/11	25,000,000.00	0.12	1,666.67	25,000,000.00	24,998,645.75
SVENSKA HANDELSBANKEN NY CERT DEPOS DTD 05/18/2011 0.195% 08/18/2011		86959BUD5	15,000,000.00	A-1+	P-1	05/18/11	05/18/11	15,000,574.80	0.18	6,093.75	15,000,106.20	14,999,586.75
SVENSKA HANDELSBANKEN NY CERT DEPOS DTD 05/18/2011 0.195% 08/18/2011		86959BUD5	50,000,000.00	A-1+	P-1	05/23/11	05/23/11	50,001,811.12	0.18	20,312.50	50,000,354.00	49,998,622.50
TORONTO DOMINION BANK NY CERT DEPOS DTD 07/15/2011 0.110% 08/24/2011		89112YX81	25,000,000.00	A-1+	P-1	07/15/11	07/15/11	25,000,000.00	0.11	1,298.61	25,000,000.00	24,997,666.75
BNP PARIBAS SF CERT DEPOS DTD 06/01/2011 0.220% 09/01/2011		05572NDS2	50,000,000.00	A-1+	P-1	06/01/11	06/01/11	50,000,000.00	0.22	18,638.89	50,000,000.00	49,998,540.00
ROYAL BANK OF CANADA NY CERT DEPOS DTD 04/07/2011 0.240% 09/06/2011		78009J4X0	25,000,000.00	A-1+	P-1	04/07/11	04/07/11	25,000,000.00	0.24	19,333.33	25,000,000.00	24,999,495.50
SVENSKA HANDELSBANKEN NY CERT DEPOS DTD 06/08/2011 0.185% 09/06/2011		86959BUX1	35,000,000.00	A-1+	P-1	06/08/11	06/08/11	35,000,437.30	0.18	9,712.50	35,000,175.00	34,997,320.40
SVENSKA HANDELSBANKEN NY CERT DEPOS DTD 06/09/2011 0.185% 09/08/2011		86959BUY9	50,000,000.00	A-1+	P-1	07/05/11	07/06/11	50,000,886.50	0.18	13,618.06	50,000,526.50	49,995,820.00
CBA AUSTRALIA CERT DEPOS DTD 03/10/2011 0.290% 09/09/2011		20271EGO6	25,000,000.00	A-1+	P-1	03/09/11	03/10/11	25,000,000.00	0.29	29,000.00	25,000,000.00	25,000,730.00
RABOBANK NEDERLAND NV NY CERT DEPOS DTD 03/25/2011 0.340% 09/28/2011		74977MUR4	50,000,000.00	A-1+	P-1	07/06/11	07/06/11	50,019,806.18	0.17	60,916.67	50,013,675.50	50,004,160.00
ROYAL BANK OF CANADA NY CERT DEPOS DTD 03/30/2011 0.240% 09/30/2011		78009J4G7	25,000,000.00	A-1+	P-1	03/30/11	03/30/11	25,000,000.00	0.24	20,666.67	25,000,000.00	24,997,842.25
WESTPAC BANKING CORP NY CERT DEPOS DTD 07/05/2011 0.160% 10/03/2011		96121TFS2	50,000,000.00	A-1+	P-1	07/01/11	07/05/11	50,000,000.00	0.16	6,000.00	50,000,000.00	49,988,213.00
TORONTO DOMINION BANK NY CERT DEPOS DTD 07/01/2011 0.150% 10/03/2011		89112YT29	50,000,000.00	A-1+	P-1	07/01/11	07/01/11	50,000,000.00	0.15	6,458.33	50,000,000.00	49,987,324.50



Managed Account Detail of Securities Held

For the Month Ending **July 31, 2011**

SAN BERNARDINO COUNTY - 76990800

Security Type/Description Dated Date/Coupon/Maturity	CUSIP	Par	S&P Rating	Moody's Rating	Trade Date	Settle Date	Original Cost	YTM at Cost	Accrued Interest	Amortized Cost	Market Value
Certificate of Deposit											
BANK OF MONTREAL CHICAGO CERT DEPOS DTD 07/06/2011 0.170% 10/07/2011	06366U7E2	35,000,000.00	A-1	P-1	07/07/11	07/08/11	34,999,999.86	0.17	4,297.22	35,000,000.00	34,991,726.00
CBA AUSTRALIA CERT DEPOS DTD 04/07/2011 0.270% 10/07/2011	20271EGS2	50,000,000.00	A-1+	P-1	04/05/11	04/07/11	50,000,000.00	0.27	43,500.00	50,000,000.00	49,997,598.50
ROYAL BANK OF CANADA NY CERT DEPOS DTD 04/11/2011 0.250% 10/11/2011	78009J5B7	25,000,000.00	A-1+	P-1	04/11/11	04/11/11	25,000,000.00	0.25	19,444.44	25,000,000.00	24,997,603.25
SVENSKA HANDELSBANKEN NY CERT DEPOS DTD 07/15/2011 0.200% 10/13/2011	86959BWT8	25,000,000.00	A-1+	P-1	07/15/11	07/15/11	25,000,000.00	0.20	2,361.11	25,000,000.00	24,994,914.00
RABOBANK NEDERLAND NV NY CERT DEPOS DTD 05/19/2011 0.210% 10/17/2011	74977MWJ0	25,000,000.00	A-1+	P-1	05/18/11	05/19/11	25,000,000.00	0.21	10,791.67	25,000,000.00	24,995,037.00
RABOBANK NEDERLAND NV NY CERT DEPOS DTD 05/03/2011 0.260% 10/31/2011	74977MVP7	25,000,000.00	A-1+	P-1	04/29/11	05/03/11	25,000,000.00	0.26	16,250.00	25,000,000.00	24,996,748.25
RABOBANK NEDERLAND NV NY CERT DEPOS DTD 05/12/2011 0.250% 11/01/2011	74977MWD3	25,000,000.00	A-1+	P-1	05/10/11	05/12/11	25,000,000.00	0.25	14,062.50	25,000,000.00	24,996,005.75
TORONTO DOMINION BANK NY CERT DEPOS DTD 05/24/2011 0.210% 11/23/2011	89112YF99	25,000,000.00	A-1+	P-1	05/24/11	05/24/11	25,000,000.00	0.21	10,062.50	25,000,000.00	24,990,143.25
TORONTO DOMINION BANK NY CERT DEPOS DTD 06/01/2011 0.220% 12/01/2011	89112YJ53	50,000,000.00	A-1+	P-1	06/01/11	06/01/11	50,000,000.00	0.22	18,638.89	50,000,000.00	49,979,278.50
ROYAL BANK OF CANADA NY CERT DEPOS DTD 06/16/2011 0.250% 12/20/2011	78009J6B6	25,000,000.00	A-1+	P-1	06/20/11	06/20/11	25,000,000.00	0.25	7,986.11	25,000,000.00	24,989,151.75
CBA AUSTRALIA CERT DEPOS DTD 06/30/2011 0.250% 12/28/2011	20271EGU7	25,000,000.00	A-1+	P-1	06/28/11	06/30/11	25,000,000.00	0.25	5,555.56	25,000,000.00	24,987,725.00
CBA AUSTRALIA CERT DEPOS DTD 06/30/2011 0.250% 12/28/2011	20271EGU7	25,000,000.00	A-1+	P-1	06/29/11	06/30/11	25,000,000.00	0.25	5,555.56	25,000,000.00	24,987,725.00
CBA AUSTRALIA CERT DEPOS DTD 07/08/2011 0.250% 01/06/2012	20271EGV5	25,000,000.00	A-1+	P-1	07/06/11	07/08/11	25,000,000.00	0.25	4,166.67	25,000,000.00	24,986,013.75



Managed Account Detail of Securities Held

For the Month Ending **July 31, 2011**

SAN BERNARDINO COUNTY - 76990800

Security Type/Description Dated Date/Coupon/Maturity	CUSIP	Par	S&P Rating	Moody's Rating	Trade Date	Settle Date	Original Cost	YTM at Cost	Accrued Interest	Amortized Cost	Market Value
Certificate of Deposit											
ROYAL BANK OF CANADA NY CERT DEPOS DTD 07/11/2011 0.260% 01/11/2012	78009J6U4	25,000,000.00	A-1+	P-1	07/11/11	07/12/11	25,000,000.00	0.26	3,791.67	25,000,000.00	24,986,151.75
CBA AUSTRALIA CERT DEPOS DTD 07/15/2011 0.250% 01/11/2012	20271EGX1	25,000,000.00	A-1+	P-1	07/15/11	07/15/11	25,000,000.00	0.25	2,951.39	25,000,000.00	24,985,016.25
Security Type Sub-Total		970,000,000.00					970,023,515.76	0.21	414,392.38	970,014,837.20	969,824,582.60
Managed Account Sub-Total		4,042,409,000.00					4,060,607,231.11	0.64	8,507,486.82	4,055,235,833.04	4,067,743,908.60
Securities Sub-Total		\$4,042,409,000.00					\$4,060,607,231.11	0.64%	\$8,507,486.82	\$4,055,235,833.04	\$4,067,743,908.60
Accrued Interest											\$8,507,486.82
Total Investments											\$4,076,251,395.42

Bolded items are forward settling trades.



Managed Account Fair Market Value & Analytics

For the Month Ending **July 31, 2011**

SAN BERNARDINO COUNTY - 76990800

Security Type/Description	Dated Date/Coupon/Maturity	CUSIP	Par	Broker	Next Call Date	Market Price	Market Value	Unreal G/L On Cost	Unreal G/L Amort Cost	Duration to Worst	YTM at Mkt
U.S. Treasury Bond / Note											
US TREASURY NOTES DTD 04/30/2010 1.000% 04/30/2012		912828NB2	50,000,000.00	GOLDMAN		100.56	50,277,500.00	(101,406.25)	(19,408.50)	0.75	0.26
US TREASURY NOTES DTD 05/15/2009 1.375% 05/15/2012		912828KP4	5,000,000.00	DEUTSCHE		100.87	5,043,554.69	94,726.57	57,537.04	0.79	0.27
US TREASURY NOTES DTD 05/15/2009 1.375% 05/15/2012		912828KP4	10,000,000.00	CITIGRP		100.87	10,087,109.38	248,828.13	131,436.18	0.79	0.27
US TREASURY NOTES DTD 05/15/2009 1.375% 05/15/2012		912828KP4	10,000,000.00	CSFB		100.87	10,087,109.38	234,765.63	127,596.88	0.79	0.27
US TREASURY NOTES DTD 05/15/2009 1.375% 05/15/2012		912828KP4	25,000,000.00	DEUTSCHE		100.87	25,217,773.45	128,906.27	184,224.20	0.79	0.27
US TREASURY NOTES DTD 06/30/2010 0.625% 06/30/2012		912828NS5	50,000,000.00	BK AMER		100.32	50,158,000.00	(50,984.38)	(16,032.50)	0.91	0.28
US TREASURY NOTES DTD 01/15/2010 1.375% 01/15/2013		912828MG2	25,000,000.00	DEUTSCHE		101.55	25,386,725.00	83,990.62	171,133.25	1.44	0.31
US TREASURY NOTES DTD 03/15/2010 1.375% 03/15/2013		912828MT4	25,000,000.00	CITIGRP		101.69	25,422,750.00	112,203.12	191,926.50	1.60	0.33
US TREASURY NOTES DTD 06/15/2010 1.125% 06/15/2013		912828NH9	25,000,000.00	DEUTSCHE		101.43	25,356,500.00	239,312.50	257,240.75	1.85	0.36
US TREASURY NOTES DTD 06/15/2010 1.125% 06/15/2013		912828NH9	25,000,000.00	BK AMER		101.43	25,356,500.00	247,125.00	263,736.75	1.85	0.36
US TREASURY NOTES DTD 07/15/2010 1.000% 07/15/2013		912828NN6	25,000,000.00	GOLDMAN		101.23	25,306,750.00	278,429.69	282,342.75	1.94	0.37
US TREASURY NOTES DTD 07/15/2010 1.000% 07/15/2013		912828NN6	25,000,000.00	JPMCHASE		101.23	25,306,750.00	306,750.00	306,750.00	1.94	0.37
Security Type Sub-Total			300,000,000.00				303,007,021.90	1,822,646.90	1,938,483.30	1.30	0.31
U.S. Government Supported Corporate Debt											
GENERAL ELEC CAP CORP (FDIC) GLOBAL NOTE DTD 03/12/2009 2.250% 03/12/2012		36967HAN7	25,000,000.00	DEUTSCHE		101.22	25,304,825.00	(252,925.00)	131,418.50	0.61	0.26



Managed Account Fair Market Value & Analytics

For the Month Ending July 31, 2011

SAN BERNARDINO COUNTY - 76990800

Security Type/Description Dated Date/Coupon/Maturity	CUSIP	Par	Broker	Next Call Date	Market Price	Market Value	Unreal G/L On Cost	Unreal G/L Amort Cost	Duration to Worst	YTM at Mkt
U.S. Government Supported Corporate Debt										
CITIGROUP FUNDING INC (FDIC) GLOBAL NOTE DTD 03/30/2009 2.000% 03/30/2012	17314AAF9	25,000,000.00	CSFB		101.25	25,311,575.00	(135,797.25)	165,041.00	0.66	0.13
Security Type Sub-Total		50,000,000.00				50,616,400.00	(388,722.25)	296,459.50	0.63	0.19
Money Market Fund										
FEDERATED PRIME OBLIGATION MUTUAL	60934N203	1,000,000.00			1.00	1,000,000.00	0.00	0.00	0.00	0.05
FEDERATED GOVT OBLIGATIONS FUND	60934N104	1,000,000.00			1.00	1,000,000.00	0.00	0.00	0.00	0.05
Security Type Sub-Total		2,000,000.00				2,000,000.00	0.00	0.00	0.00	0.05
Federal Agency Discount Note										
FHLB DISC NOTE -- 0.000% 01/25/2012	313384SF7	25,000,000.00	RBC CAP		99.87	24,966,791.00	(4,459.00)	(4,938.25)	0.49	0.27
FFCB DISC NOTE -- 0.000% 01/31/2012	313312SM3	21,000,000.00	CSFB		99.86	20,971,059.90	(3,985.10)	(4,387.53)	0.50	0.27
Security Type Sub-Total		46,000,000.00				45,937,850.90	(8,444.10)	(9,325.78)	0.49	0.27
Federal Agency Bond / Note										
FHLMC NOTES (CALLED, OMD 2/3/2014) DTD 02/03/2011 1.375% 08/03/2011	3134G1X66	50,000,000.00	DEUTSCHE	08/03/11	100.01	50,002,650.00	97,650.00	3,705.50	0.01	0.28
FFCB BONDS DTD 06/25/2008 3.875% 08/25/2011	31331YZ86	25,000,000.00	BARCLAYS		100.25	25,061,350.00	(456,650.00)	48,567.25	0.07	0.18
FFCB BONDS DTD 06/25/2008 3.875% 08/25/2011	31331YZ86	50,000,000.00	BARCLAYS		100.25	50,122,700.00	(771,300.00)	100,626.00	0.07	0.18
FHLMC (FLOATING) MTN DTD 04/26/2010 0.187% 10/26/2011	3134G1BL7	20,800,000.00	MIZUHO		100.01	20,802,600.00	6,760.00	6,473.17	0.24	0.13
FFCB BONDS (FLOATING) DTD 11/02/2009 0.166% 11/02/2011	31331G2M0	25,000,000.00	MORGANST		100.01	25,001,825.00	1,825.00	1,825.00	0.26	0.14



Managed Account Fair Market Value & Analytics

For the Month Ending **July 31, 2011**

SAN BERNARDINO COUNTY - 76990800

Security Type/Description	CUSIP	Par	Broker	Next Call Date	Market Price	Market Value	Unreal G/L On Cost	Unreal G/L Amort Cost	Duration to Worst	YTM at Mkt
Federal Agency Bond / Note										
FFCB BONDS DTD 01/12/2010 1.100% 01/12/2012	31331JBL6	25,000,000.00	UBS AG		100.39	25,098,375.00	33,375.00	82,937.25	0.45	0.22
FHLB BONDS DTD 12/24/2009 1.050% 02/24/2012	3133XWFP9	25,000,000.00	CSFB		100.40	25,100,600.00	246,350.00	139,237.25	0.56	0.34
FHLB GLOBAL BONDS DTD 03/19/2010 1.125% 05/18/2012	3133XXPV3	25,000,000.00	UBS AG		100.62	25,154,075.00	118,325.00	139,859.25	0.79	0.35
FFCB NOTES (FLOAT) DTD 08/23/2010 0.235% 05/23/2012	31331JZB2	25,000,000.00	GOLDMAN		100.00	24,998,975.00	1,050.00	1,050.00	0.81	0.21
FHLMC GLOBAL NOTES DTD 05/21/2009 1.750% 06/15/2012	3137EACC1	25,000,000.00	CITIGRP		101.23	25,306,700.00	(23,050.00)	168,269.50	0.87	0.34
FHLB NOTES (CALLABLE) DTD 07/14/2011 0.350% 07/25/2012	313374KV1	50,000,000.00	CITIGRP	10/14/11	99.87	49,936,900.00	(53,100.00)	(53,555.50)	0.98	0.48
FHLB GLOBAL BONDS DTD 07/23/2009 1.750% 08/22/2012	3133XUE41	50,000,000.00	CSFB		101.46	50,732,000.00	964,500.00	814,175.00	1.04	0.36
FHLMC GLOBAL REFERENCE NOTES DTD 08/06/2009 2.125% 09/21/2012	3137EACE7	25,000,000.00	BARCLAYS		101.99	25,498,425.00	105,425.00	333,278.75	1.12	0.37
FHLMC NOTES (FLOATING) DTD 10/12/2010 0.250% 10/12/2012	3134G1WN0	25,000,000.00	GILFORD		99.96	24,990,850.00	(11,650.00)	(9,150.00)	1.20	0.25
FNMA NOTES (CALLABLE) DTD 11/01/2010 0.550% 11/01/2012	31398A5B4	25,000,000.00	MIZUHO	11/01/11	100.06	25,013,925.00	13,925.00	13,925.00	0.25	0.51
FFCB NOTES DTD 11/02/2010 0.400% 11/02/2012	31331JY56	20,000,000.00	BARCLAYS		100.02	20,004,680.00	100,280.00	66,485.00	1.25	0.38
FHLMC NOTES DTD 10/08/2010 0.515% 11/26/2012	3134G1WT7	8,400,000.00	GILFORD		100.18	8,414,926.80	36,514.80	29,139.35	1.31	0.38
FHLMC NOTES DTD 10/08/2010 0.515% 11/26/2012	3134G1WT7	18,989,000.00	MORGANST		100.18	19,022,743.45	84,444.08	67,123.07	1.31	0.38
FHLB NOTES DTD 10/30/2009 1.746% 11/30/2012	3133XVMF5	25,000,000.00	MORGANST		101.82	25,454,900.00	(26,850.00)	129,590.25	1.32	0.38
FNMA NOTES (FLOATING) DTD 12/03/2010 0.310% 12/03/2012	31398A6V9	25,000,000.00	JPMCHASE		100.03	25,006,825.00	9,325.00	9,325.00	1.34	0.26



Managed Account Fair Market Value & Analytics

For the Month Ending **July 31, 2011**

SAN BERNARDINO COUNTY - 76990800

Security Type/Description	CUSIP	Par	Broker	Next Call Date	Market Price	Market Value	Unreal G/L On Cost	Unreal G/L Amort Cost	Duration to Worst	YTM at Mkt
Federal Agency Bond / Note										
FNMA NOTES (FLOATING)	31398A6V9	25,000,000.00	CITIGRP		100.03	25,006,825.00	3,425.00	3,425.00	1.34	0.26
DTD 12/03/2010 0.310% 12/03/2012										
FNMA NOTES (FLOATING)	31398A6V9	50,000,000.00	UBS AG		100.03	50,013,650.00	18,650.00	18,650.00	1.34	0.26
DTD 12/03/2010 0.310% 12/03/2012										
FHLB BONDS	3133XVNT4	25,000,000.00	BARCLAYS		101.81	25,451,725.00	235,475.00	352,955.50	1.35	0.43
DTD 11/04/2009 1.750% 12/14/2012										
FHLB BONDS	3133XVNT4	25,000,000.00	GILFORD		101.81	25,451,725.00	412,225.00	433,575.50	1.35	0.43
DTD 11/04/2009 1.750% 12/14/2012										
FHLB BONDS	3133XVNT4	25,000,000.00	BARCLAYS		101.81	25,451,725.00	(113,525.00)	76,841.50	1.35	0.43
DTD 11/04/2009 1.750% 12/14/2012										
FFCB BONDS	31331JAB9	25,000,000.00	DIRECT		101.72	25,428,850.00	498,850.00	461,891.75	1.38	0.39
DTD 12/24/2009 1.625% 12/24/2012										
FHLMC NOTES (FLOATING)	3134G1U69	25,000,000.00	STIFEL		99.99	24,996,325.00	(13,875.00)	(10,513.50)	1.44	0.28
DTD 01/10/2011 0.300% 01/10/2013										
FHLMC NOTES (FLOATING)	3134G1U69	50,000,000.00	UBS AG		99.99	49,992,650.00	12,850.00	12,850.00	1.44	0.28
DTD 01/10/2011 0.300% 01/10/2013										
FFCB NOTES (FLOATING)	31331J7K3	50,000,000.00	UBS AG		99.98	49,992,000.00	4,500.00	4,500.00	1.46	0.26
DTD 01/14/2011 0.250% 01/14/2013										
FHLB GLOBAL NOTES	3133XW7L7	25,000,000.00	MORGANST		101.60	25,399,900.00	(14,350.00)	114,169.25	1.44	0.40
DTD 12/10/2009 1.500% 01/16/2013										
FHLMC NOTES (FLOATING)	3134G1X90	25,000,000.00	UBS AG		99.95	24,988,700.00	6,350.00	4,611.50	1.48	0.28
DTD 01/24/2011 0.280% 01/24/2013										
FFCB BONDS (CALLABLE)	31331JEK5	25,000,000.00	JPMCHASE	08/19/11	100.07	25,017,900.00	130,400.00	76,934.25	0.05	1.62
DTD 02/19/2010 1.670% 02/19/2013										
FNMA GLOBAL BENCHMRK NOTES (EX-CALLABLE)	31359MOV8	20,000,000.00	CSFB		106.67	21,333,580.00	(197,220.00)	163,021.20	1.49	0.44
DTD 02/18/2003 4.750% 02/21/2013										
FFCB BONDS	31331JBV4	25,000,000.00	GILFORD		101.91	25,477,675.00	442,425.00	459,340.75	1.53	0.52
DTD 01/15/2010 1.750% 02/21/2013										



Managed Account Fair Market Value & Analytics

For the Month Ending **July 31, 2011**

SAN BERNARDINO COUNTY - 76990800

Security Type/Description	CUSIP	Par	Broker	Next Call Date	Market Price	Market Value	Unreal G/L On Cost	Unreal G/L Amort Cost	Duration to Worst	YTM at Mkt
Federal Agency Bond / Note										
FNMA GLOBAL BENCHMRK NOTES (EX-CALLABLE) DTD 02/18/2003 4.750% 02/21/2013	31359MOV8	25,000,000.00	OPPENHIE		106.67	26,666,975.00	(387,400.00)	195,220.50	1.49	0.44
FHLMC NOTES DTD 02/04/2011 0.750% 03/28/2013	3137EACS6	25,000,000.00	BARCLAYS		100.54	25,134,975.00	253,225.00	226,772.50	1.64	0.42
FFCB BONDS DTD 04/15/2010 1.875% 04/15/2013	31331JKS1	25,000,000.00	JPMCHASE		102.42	25,605,800.00	487,700.00	537,615.00	1.67	0.45
FHLMC FLOATING NOTES DTD 06/17/2011 0.137% 06/17/2013	3134G2MJ8	50,000,000.00	BARCLAYS		99.90	49,948,300.00	(1,105.00)	(2,510.50)	1.88	0.19
FNMA GLOBAL NOTES DTD 05/21/2010 1.500% 06/26/2013	31398AT44	25,000,000.00	DEUTSCHE		101.98	25,495,700.00	187,950.00	250,802.00	1.88	0.45
FHLB NOTES DTD 11/08/2010 0.500% 06/26/2013	313371PM2	40,565,000.00	MORGANST		100.09	40,600,291.55	524,505.45	415,788.41	1.89	0.45
FHLMC GLOBAL REFERENCE NOTES DTD 07/18/2003 4.500% 07/15/2013	3134A4TZ7	25,000,000.00	BARCLAYS		107.89	26,972,825.00	6,325.00	91,299.50	1.89	0.44
FNMA GLOBAL NOTES (EX-CALLABLE) DTD 07/14/2003 4.375% 07/17/2013	31359MSL8	13,500,000.00	GILFORD		107.50	14,513,067.00	(94,203.00)	134,414.91	1.90	0.52
FNMA GLOBAL NOTES (EX-CALLABLE) DTD 07/14/2003 4.375% 07/17/2013	31359MSL8	19,950,000.00	BARCLAYS		107.50	21,447,087.90	(162,752.10)	185,887.12	1.90	0.52
FNMA NOTES DTD 06/17/2011 0.500% 08/09/2013	3135G0BR3	12,500,000.00	CSFB		99.99	12,499,350.00	22,225.00	21,473.62	2.01	0.50
FNMA NOTES DTD 06/17/2011 0.500% 08/09/2013	3135G0BR3	12,500,000.00	CSFB		99.99	12,499,350.00	20,225.00	19,539.62	2.01	0.50
FNMA NOTES DTD 07/09/2010 1.250% 08/20/2013	31398AX31	50,000,000.00	JPMCHASE		101.44	50,718,950.00	394,950.00	457,445.00	2.02	0.54
FNMA NOTES (CALLABLE) DTD 08/27/2010 1.000% 08/27/2013	3136FPCR6	10,390,000.00	LOOP CAP	08/27/12	100.57	10,448,911.30	63,067.30	61,795.25	1.06	0.72
FNMA NOTES (CALLABLE) DTD 08/27/2010 1.000% 08/27/2013	3136FPCR6	39,610,000.00	RBC CAP	08/27/12	100.57	39,834,588.70	236,471.70	232,834.31	1.06	0.72



Managed Account Fair Market Value & Analytics

For the Month Ending **July 31, 2011**

SAN BERNARDINO COUNTY - 76990800

Security Type/Description Dated Date/Coupon/Maturity	CUSIP	Par	Broker	Next Call Date	Market Price	Market Value	Unreal G/L On Cost	Unreal G/L Amort Cost	Duration to Worst	YTM at Mkt
Federal Agency Bond / Note										
FHLB NOTES TAP ISSUE DTD 08/09/2010 1.000% 09/13/2013	313370LB2	25,000,000.00	USBPJ		101.01	25,253,100.00	57,850.00	109,074.50	2.09	0.52
FHLB NOTES TAP ISSUE DTD 08/09/2010 1.000% 09/13/2013	313370LB2	25,000,000.00	CSFB		101.01	25,253,100.00	(8,650.00)	58,986.50	2.09	0.52
FHLB NOTES TAP ISSUE DTD 08/09/2010 1.000% 09/13/2013	313370LB2	25,000,000.00	RBC CAP		101.01	25,253,100.00	(8,675.00)	58,968.00	2.09	0.52
FHLB NOTES TAP ISSUE DTD 08/09/2010 1.000% 09/13/2013	313370LB2	25,000,000.00	BARCLAYS		101.01	25,253,100.00	(8,680.25)	58,964.25	2.09	0.52
FHLB NOTES TAP ISSUE DTD 08/09/2010 1.000% 09/13/2013	313370LB2	25,000,000.00	CSFB		101.01	25,253,100.00	93,625.00	133,720.00	2.09	0.52
FNMA NOTES (EX-CALLABLE) DTD 09/17/2010 1.125% 09/17/2013	31398A3L4	1,980,000.00	CITIGRP		101.05	2,000,877.12	20,976.12	20,947.39	2.09	0.63
FNMA NOTES (EX-CALLABLE) DTD 09/17/2010 1.125% 09/17/2013	31398A3L4	12,500,000.00	JPMCHASE		101.05	12,631,800.00	132,050.00	131,975.12	2.09	0.63
FNMA NOTES (EX-CALLABLE) DTD 09/17/2010 1.125% 09/17/2013	31398A3L4	12,500,000.00	JPMCHASE		101.05	12,631,800.00	132,050.00	131,975.12	2.09	0.63
FHLMC GLOBAL REFERENCE NOTES DTD 08/20/2008 4.125% 09/27/2013	3137EABS7	25,000,000.00	UBS AG		107.68	26,920,100.00	(297,400.00)	219,524.00	2.06	0.54
FHLMC GLOBAL REFERENCE NOTES DTD 08/20/2008 4.125% 09/27/2013	3137EABS7	25,000,000.00	UBS AG		107.68	26,920,100.00	(265,400.00)	234,075.00	2.06	0.54
FNMA NOTES DTD 08/02/2010 1.125% 09/30/2013	31398A2M3	25,000,000.00	BARCLAYS		101.21	25,303,600.00	262,350.00	274,266.50	2.13	0.56
FNMA NOTES (EX-CALLABLE) DTD 10/08/2010 1.125% 10/08/2013	31398A4H2	25,000,000.00	DEUTSCHE		101.21	25,301,900.00	301,900.00	301,900.00	2.15	0.57
FNMA NOTES (CALLABLE) DTD 10/18/2010 1.000% 10/18/2013	31398A4Q2	5,000,000.00	GILFORD	10/18/11	100.14	5,006,760.00	6,760.00	6,760.00	0.22	0.94
FNMA NOTES (CALLABLE) DTD 10/18/2010 1.000% 10/18/2013	31398A4Q2	5,000,000.00	LOOP CAP	10/18/11	100.14	5,006,760.00	6,760.00	6,760.00	0.22	0.94
FNMA NOTES (CALLABLE) DTD 10/18/2010 1.000% 10/18/2013	31398A4Q2	5,000,000.00	OPPENHIE	10/18/11	100.14	5,006,760.00	6,760.00	6,760.00	0.22	0.94



Managed Account Fair Market Value & Analytics

For the Month Ending **July 31, 2011**

SAN BERNARDINO COUNTY - 76990800

Security Type/Description	CUSIP	Par	Broker	Next Call Date	Market Price	Market Value	Unreal G/L On Cost	Unreal G/L Amort Cost	Duration to Worst	YTM at Mkt
Federal Agency Bond / Note										
FNMA NOTES (CALLABLE) DTD 10/18/2010 1.000% 10/18/2013	31398A4Q2	5,000,000.00	USBPJ	10/18/11	100.14	5,006,760.00	6,760.00	6,760.00	0.22	0.94
FNMA STEP-RATE NOTES (CALLABLE) DTD 10/18/2010 0.625% 10/18/2013	3136FPNT0	25,000,000.00	CSFB	10/18/11	100.03	25,006,300.00	13,800.00	(69,756.25)	0.22	1.18
FHLMC NOTES DTD 08/20/2010 0.875% 10/28/2013	3137EACL1	25,000,000.00	CSFB		100.63	25,158,275.00	254,599.25	227,096.50	2.21	0.59
FNMA NOTES (CALLABLE) DTD 11/15/2010 0.900% 11/15/2013	31398A5S7	50,000,000.00	JPMCHASE	11/15/11	100.17	50,085,350.00	60,350.00	78,112.50	0.29	0.82
FNMA NOTES (CALLABLE) DTD 11/29/2010 1.000% 11/29/2013	31398A6L1	25,000,000.00	CSFB	11/29/11	100.17	25,043,325.00	85,825.00	76,414.25	0.33	0.92
FHLB NOTES DTD 11/09/2010 0.500% 12/13/2013	313371PU4	845,000.00	RBC CAP		99.73	842,758.22	15,587.72	11,899.69	2.35	0.61
FHLB NOTES DTD 11/09/2010 0.500% 12/13/2013	313371PU4	18,610,000.00	RBC CAP		99.73	18,560,627.67	343,298.67	262,074.77	2.35	0.61
FNMA NOTES DTD 11/01/2010 0.750% 12/18/2013	31398A5W8	5,545,000.00	RBC CAP		100.17	5,554,659.39	74,813.14	66,445.57	2.35	0.68
FNMA NOTES DTD 11/01/2010 0.750% 12/18/2013	31398A5W8	25,000,000.00	CITIGRP		100.17	25,043,550.00	225,550.00	184,435.25	2.35	0.68
FNMA GLOBAL NOTES (CALLABLE) DTD 01/27/2011 1.375% 01/27/2014	3135G0AH6	25,000,000.00	JPMCHASE	01/27/12	100.38	25,094,900.00	102,400.00	101,144.00	0.49	1.22
FNMA GLOBAL NOTES (CALLABLE) DTD 01/27/2011 1.375% 01/27/2014	3135G0AH6	26,225,000.00	BARCLAYS	01/27/12	100.38	26,324,550.10	107,942.10	106,536.70	0.49	1.22
FHLMC NOTES DTD 01/06/2011 1.375% 02/25/2014	3137EACR8	25,000,000.00	MORGANST		101.76	25,438,900.00	486,150.00	478,477.75	2.50	0.68
FHLMC NOTES DTD 06/02/2011 1.000% 07/30/2014	3137EACU1	25,000,000.00	BARCLAYS		100.56	25,139,250.00	118,750.00	119,553.75	2.95	0.81
FHLMC NOTES (CALLABLE) DTD 08/08/2011 1.100% 08/08/2014	3134G2TK8	25,000,000.00	CANTFITZ	08/08/12	99.93	24,982,875.00	(10,875.00)	(10,875.00)	2.94	1.12
FHLMC NOTES (CALLABLE) DTD 08/08/2011 1.100% 08/08/2014	3134G2TK8	25,000,000.00	DEUTSCHE	08/08/12	99.93	24,982,875.00	(10,875.00)	(10,875.00)	2.94	1.12



Managed Account Fair Market Value & Analytics

For the Month Ending **July 31, 2011**

SAN BERNARDINO COUNTY - 76990800

Security Type/Description Dated Date/Coupon/Maturity	CUSIP	Par	Broker	Next Call Date	Market Price	Market Value	Unreal G/L On Cost	Unreal G/L Amort Cost	Duration to Worst	YTM at Mkt
Security Type Sub-Total		1,960,409,000.00				1,982,376,339.20	5,760,864.98	10,475,616.89	1.36	0.50
Commercial Paper										
BARCLAYS US FUNDING LLC COMM PAPER -- 0.000% 08/01/2011	06737JV10	19,000,000.00	BARCLAYS		100.00	18,999,829.00	19.00	(171.00)	0.00	0.32
RABOBANK USA FIN CORP COMM PAPER -- 0.000% 08/01/2011	74977LV12	25,000,000.00	RABOBANK		100.00	24,999,875.00	44,625.00	(125.00)	0.00	0.18
GENERAL ELEC CAP CORP COMM PAPER -- 0.000% 08/01/2011	36959JV18	45,000,000.00	GE CO		100.00	44,999,685.00	17,310.00	(315.00)	0.00	0.25
BNP PARIBAS FINANCE INC COMM PAPER -- 0.000% 08/01/2011	0556N1V18	50,000,000.00	BNP DIR		100.00	49,999,550.00	32,411.11	(450.00)	0.00	0.32
SOCIETE GENERALE NA COMM PAPER -- 0.000% 08/01/2011	83365SV18	50,000,000.00	SOC GEN		100.00	49,999,400.00	(16.67)	(600.00)	0.00	0.43
SOCIETE GENERALE NA COMM PAPER -- 0.000% 08/01/2011	83365SV18	50,000,000.00	SOC GEN		100.00	49,999,400.00	(16.67)	(600.00)	0.00	0.43
SOCIETE GENERALE NA COMM PAPER -- 0.000% 08/01/2011	83365SV18	50,000,000.00	SOC GEN		100.00	49,999,400.00	(16.67)	(600.00)	0.00	0.43
CREDIT AGRICOLE NA COMM PAPER -- 0.000% 08/01/2011	22532CV19	50,000,000.00	CREDITAG		100.00	49,999,550.00	91.67	(450.00)	0.00	0.32
CREDIT AGRICOLE NA COMM PAPER -- 0.000% 08/01/2011	22532CV19	50,000,000.00	CREDITAG		100.00	49,999,550.00	91.67	(450.00)	0.00	0.32
CREDIT AGRICOLE NA COMM PAPER -- 0.000% 08/01/2011	22532CV19	50,000,000.00	CREDITAG		100.00	49,999,550.00	91.67	(450.00)	0.00	0.32
BARCLAYS US FUNDING LLC COMM PAPER -- 0.000% 08/01/2011	06737JV10	50,000,000.00	BARCLAYS		100.00	49,999,550.00	50.00	(450.00)	0.00	0.32
BARCLAYS US FUNDING LLC COMM PAPER -- 0.000% 08/01/2011	06737JV10	50,000,000.00	BARCLAYS		100.00	49,999,550.00	50.00	(450.00)	0.00	0.32
NORDEA NORTH AMERICA INC COMM PAPER -- 0.000% 08/02/2011	6555P1V20	25,000,000.00	CSFB		100.00	24,999,700.00	12,477.78	(161.00)	0.01	0.22



Managed Account Fair Market Value & Analytics

For the Month Ending **July 31, 2011**

SAN BERNARDINO COUNTY - 76990800

Security Type/Description	Dated Date/Coupon/Maturity	CUSIP	Par	Broker	Next Call Date	Market Price	Market Value	Unreal G/L On Cost	Unreal G/L Amort Cost	Duration to Worst	YTM at Mkt
Commercial Paper											
NORDEA NORTH AMERICA INC COMM PAPER	-- 0.000% 08/02/2011	6555P1V20	25,000,000.00	CSFB		100.00	24,999,700.00	12,200.00	(161.00)	0.01	0.22
BNP PARIBAS FINANCE INC COMM PAPER	-- 0.000% 08/11/2011	0556N1VB6	25,000,000.00	BNP DIR		100.00	24,998,875.00	14,041.67	541.75	0.03	0.15
BNP PARIBAS FINANCE INC COMM PAPER	-- 0.000% 09/01/2011	0556N1W17	25,000,000.00	BNP DIR		99.99	24,996,350.00	10,086.11	1,301.50	0.09	0.16
GENERAL ELECTRIC CO COMM PAPER	-- 0.000% 09/01/2011	36960MW17	50,000,000.00	GE CO		99.99	49,995,600.00	4,002.78	336.00	0.09	0.10
GENERAL ELEC CAP CORP COMM PAPER	-- 0.000% 09/15/2011	36959JWF6	25,000,000.00	GECC		99.99	24,996,600.00	1,766.67	350.00	0.13	0.11
Security Type Sub-Total			714,000,000.00				713,981,714.00	149,265.12	(2,903.75)	0.02	0.29
Certificate of Deposit											
NORDEA BANK FINLAND NY CERT DEPOS	DTD 05/04/2011 0.200% 08/03/2011	65557VSA0	25,000,000.00	NORDEA		100.00	24,999,895.50	(104.50)	(104.50)	0.01	0.25
BNP PARIBAS SF CERT DEPOS	DTD 05/12/2011 0.240% 08/12/2011	05572NDE3	35,000,000.00	BNP DIR		100.00	34,999,881.70	(118.30)	(118.30)	0.03	0.25
TORONTO DOMINION BANK NY CERT DEPOS	DTD 07/12/2011 0.120% 08/15/2011	89112YV42	25,000,000.00	TOR DOM		99.99	24,998,645.75	(1,354.25)	(1,354.25)	0.04	0.25
SVENSKA HANDELSBANKEN NY CERT DEPOS	DTD 05/18/2011 0.195% 08/18/2011	86959BUD5	15,000,000.00	JPMCHASE		100.00	14,999,586.75	(988.05)	(519.45)	0.05	0.25
SVENSKA HANDELSBANKEN NY CERT DEPOS	DTD 05/18/2011 0.195% 08/18/2011	86959BUD5	50,000,000.00	JPMCHASE		100.00	49,998,622.50	(3,188.62)	(1,731.50)	0.05	0.25
TORONTO DOMINION BANK NY CERT DEPOS	DTD 07/15/2011 0.110% 08/24/2011	89112YX81	25,000,000.00	TOR DOM		99.99	24,997,666.75	(2,333.25)	(2,333.25)	0.07	0.25
BNP PARIBAS SF CERT DEPOS	DTD 06/01/2011 0.220% 09/01/2011	05572NDS2	50,000,000.00	BNP DIR		100.00	49,998,540.00	(1,460.00)	(1,460.00)	0.09	0.25



Managed Account Fair Market Value & Analytics

For the Month Ending **July 31, 2011**

SAN BERNARDINO COUNTY - 76990800

Security Type/Description	Dated Date/Coupon/Maturity	CUSIP	Par	Broker	Next Call Date	Market Price	Market Value	Unreal G/L On Cost	Unreal G/L Amort Cost	Duration to Worst	YTM at Mkt
Certificate of Deposit											
ROYAL BANK OF CANADA NY CERT DEPOS DTD 04/07/2011 0.240% 09/06/2011		78009J4X0	25,000,000.00	RBC CAP		100.00	24,999,495.50	(504.50)	(504.50)	0.10	0.26
SVENSKA HANDELSBANKEN NY CERT DEPOS DTD 06/08/2011 0.185% 09/06/2011		86959BUX1	35,000,000.00	JPMCHASE		99.99	34,997,320.40	(3,116.90)	(2,854.60)	0.10	0.26
SVENSKA HANDELSBANKEN NY CERT DEPOS DTD 06/09/2011 0.185% 09/08/2011		86959BUY9	50,000,000.00	RBC CAP		99.99	49,995,820.00	(5,066.50)	(4,706.50)	0.11	0.26
CBA AUSTRALIA CERT DEPOS DTD 03/10/2011 0.290% 09/09/2011		20271EGO6	25,000,000.00	ICAP		100.00	25,000,730.00	730.00	730.00	0.11	0.26
RABOBANK NEDERLAND NV NY CERT DEPOS DTD 03/25/2011 0.340% 09/28/2011		74977MUR4	50,000,000.00	JPMCHASE		100.01	50,004,160.00	(15,646.18)	(9,515.50)	0.16	0.29
ROYAL BANK OF CANADA NY CERT DEPOS DTD 03/30/2011 0.240% 09/30/2011		78009J4G7	25,000,000.00	RBC CAP		99.99	24,997,842.25	(2,157.75)	(2,157.75)	0.17	0.29
WESTPAC BANKING CORP NY CERT DEPOS DTD 07/05/2011 0.160% 10/03/2011		96121TFS2	50,000,000.00	ICAP		99.98	49,988,213.00	(11,787.00)	(11,787.00)	0.17	0.29
TORONTO DOMINION BANK NY CERT DEPOS DTD 07/01/2011 0.150% 10/03/2011		89112YT29	50,000,000.00	TOR DOM		99.97	49,987,324.50	(12,675.50)	(12,675.50)	0.17	0.29
BANK OF MONTREAL CHICAGO CERT DEPOS DTD 07/06/2011 0.170% 10/07/2011		06366U7E2	35,000,000.00	BK AMER		99.98	34,991,726.00	(8,273.86)	(8,274.00)	0.19	0.30
CBA AUSTRALIA CERT DEPOS DTD 04/07/2011 0.270% 10/07/2011		20271EGS2	50,000,000.00	ICAP		100.00	49,997,598.50	(2,401.50)	(2,401.50)	0.19	0.30
ROYAL BANK OF CANADA NY CERT DEPOS DTD 04/11/2011 0.250% 10/11/2011		78009J5B7	25,000,000.00	RBC CAP		99.99	24,997,603.25	(2,396.75)	(2,396.75)	0.20	0.30
SVENSKA HANDELSBANKEN NY CERT DEPOS DTD 07/15/2011 0.200% 10/13/2011		86959BWT8	25,000,000.00	UBS AG		99.98	24,994,914.00	(5,086.00)	(5,086.00)	0.20	0.30
RABOBANK NEDERLAND NV NY CERT DEPOS DTD 05/19/2011 0.210% 10/17/2011		74977MWJ0	25,000,000.00	RABOBANK		99.98	24,995,037.00	(4,963.00)	(4,963.00)	0.21	0.30
RABOBANK NEDERLAND NV NY CERT DEPOS DTD 05/03/2011 0.260% 10/31/2011		74977MVP7	25,000,000.00	RABOBANK		99.99	24,996,748.25	(3,251.75)	(3,251.75)	0.25	0.31



Managed Account Fair Market Value & Analytics

For the Month Ending July 31, 2011

SAN BERNARDINO COUNTY - 76990800

Security Type/Description Dated Date/Coupon/Maturity	CUSIP	Par	Broker	Next Call Date	Market Price	Market Value	Unreal G/L On Cost	Unreal G/L Amort Cost	Duration to Worst	YTM at Mkt
Certificate of Deposit										
RABOBANK NEDERLAND NV NY CERT DEPOS DTD 05/12/2011 0.250% 11/01/2011	74977MWD3	25,000,000.00	RABOBANK		99.98	24,996,005.75	(3,994.25)	(3,994.25)	0.25	0.31
TORONTO DOMINION BANK NY CERT DEPOS DTD 05/24/2011 0.210% 11/23/2011	89112YF99	25,000,000.00	TOR DOM		99.96	24,990,143.25	(9,856.75)	(9,856.75)	0.31	0.33
TORONTO DOMINION BANK NY CERT DEPOS DTD 06/01/2011 0.220% 12/01/2011	89112YJ53	50,000,000.00	TOR DOM		99.96	49,979,278.50	(20,721.50)	(20,721.50)	0.34	0.34
ROYAL BANK OF CANADA NY CERT DEPOS DTD 06/16/2011 0.250% 12/20/2011	78009J6B6	25,000,000.00	RBC CAP		99.96	24,989,151.75	(10,848.25)	(10,848.25)	0.39	0.36
CBA AUSTRALIA CERT DEPOS DTD 06/30/2011 0.250% 12/28/2011	20271EGU7	25,000,000.00	ICAP		99.95	24,987,725.00	(12,275.00)	(12,275.00)	0.41	0.37
CBA AUSTRALIA CERT DEPOS DTD 06/30/2011 0.250% 12/28/2011	20271EGU7	25,000,000.00	ICAP		99.95	24,987,725.00	(12,275.00)	(12,275.00)	0.41	0.37
CBA AUSTRALIA CERT DEPOS DTD 07/08/2011 0.250% 01/06/2012	20271EGV5	25,000,000.00	ICAP		99.94	24,986,013.75	(13,986.25)	(13,986.25)	0.43	0.38
ROYAL BANK OF CANADA NY CERT DEPOS DTD 07/11/2011 0.260% 01/11/2012	78009J6U4	25,000,000.00	RBC CAP		99.94	24,986,151.75	(13,848.25)	(13,848.25)	0.45	0.38
CBA AUSTRALIA CERT DEPOS DTD 07/15/2011 0.250% 01/11/2012	20271EGX1	25,000,000.00	ICAP		99.94	24,985,016.25	(14,983.75)	(14,983.75)	0.45	0.38
Security Type Sub-Total		970,000,000.00				969,824,582.60	(198,933.16)	(190,254.60)	0.19	0.30
Managed Account Sub-Total		4,042,409,000.00				4,067,743,908.60	7,136,677.49	12,508,075.56	0.82	0.39
Securities Sub-Total		\$4,042,409,000.00				\$4,067,743,908.60	\$7,136,677.49	\$12,508,075.56	0.82	0.39%
Accrued Interest						\$8,507,486.82				
Total Investments						\$4,076,251,395.42				

Bolded items are forward settling trades.



Managed Account Security Transactions & Interest

For the Month Ending **July 31, 2011**

SAN BERNARDINO COUNTY - 76990800

Transaction Type	Trade	Settle	Security Description	CUSIP	Par	Principal Proceeds	Accrued Interest	Total	Realized G/L Cost	Realized G/L Amort Cost	Sale Method
BUY											
	06/28/11	07/14/11	FHLB NOTES (CALLABLE) DTD 07/14/2011 0.350% 07/25/2012	313374KV1	50,000,000.00	(49,990,000.00)	0.00	(49,990,000.00)			
	07/01/11	07/01/11	SOCIETE GENERALE NA COMM PAPER -- 0.000% 07/05/2011	83365SU50	50,000,000.00	(49,999,388.89)	0.00	(49,999,388.89)			
	07/01/11	07/01/11	TORONTO DOMINION BANK NY CERT DEPOS DTD 07/01/2011 0.150% 10/03/2011	89112YT29	50,000,000.00	(50,000,000.00)	0.00	(50,000,000.00)			
	07/01/11	07/01/11	SOCIETE GENERALE NA COMM PAPER -- 0.000% 07/05/2011	83365SU50	50,000,000.00	(49,999,388.89)	0.00	(49,999,388.89)			
	07/01/11	07/01/11	SOCIETE GENERALE NA COMM PAPER -- 0.000% 07/05/2011	83365SU50	50,000,000.00	(49,999,388.89)	0.00	(49,999,388.89)			
	07/01/11	07/01/11	SOCIETE GENERALE NA COMM PAPER -- 0.000% 07/05/2011	83365SU50	50,000,000.00	(49,999,388.89)	0.00	(49,999,388.89)			
	07/01/11	07/01/11	CREDIT AGRICOLE NORTH AMERICA COMM PAPER -- 0.000% 07/05/2011	22532CU51	50,000,000.00	(49,999,444.44)	0.00	(49,999,444.44)			
	07/01/11	07/01/11	CREDIT AGRICOLE NORTH AMERICA COMM PAPER -- 0.000% 07/05/2011	22532CU51	45,000,000.00	(44,999,500.00)	0.00	(44,999,500.00)			
	07/01/11	07/01/11	CREDIT AGRICOLE NORTH AMERICA COMM PAPER -- 0.000% 07/05/2011	22532CU51	50,000,000.00	(49,999,444.44)	0.00	(49,999,444.44)			
	07/01/11	07/01/11	CREDIT AGRICOLE NORTH AMERICA COMM PAPER -- 0.000% 07/05/2011	22532CU51	5,000,000.00	(4,999,944.44)	0.00	(4,999,944.44)			
	07/01/11	07/01/11	CREDIT AGRICOLE NORTH AMERICA COMM PAPER -- 0.000% 07/05/2011	22532CU51	50,000,000.00	(49,999,444.44)	0.00	(49,999,444.44)			



Managed Account Security Transactions & Interest

For the Month Ending **July 31, 2011**

SAN BERNARDINO COUNTY - 76990800

Transaction Type	Trade	Settle	Security Description	CUSIP	Par	Principal Proceeds	Accrued Interest	Total	Realized G/L Cost	Realized G/L Amort Cost	Sale Method
BUY											
	07/01/11	07/01/11	BARCLAYS US FUNDING LLC COMM PAPER -- 0.000% 07/05/2011	06737JU52	50,000,000.00	(49,999,666.67)	0.00	(49,999,666.67)			
	07/01/11	07/01/11	BARCLAYS US FUNDING LLC COMM PAPER -- 0.000% 07/05/2011	06737JU52	45,000,000.00	(44,999,700.00)	0.00	(44,999,700.00)			
	07/01/11	07/05/11	WESTPAC BANKING CORP NY CERT DEPOS DTD 07/05/2011 0.160% 10/03/2011	96121TFS2	50,000,000.00	(50,000,000.00)	0.00	(50,000,000.00)			
	07/05/11	07/05/11	SOCIETE GENERALE NA COMM PAPER -- 0.000% 07/06/2011	83365SU68	50,000,000.00	(49,999,861.11)	0.00	(49,999,861.11)			
	07/05/11	07/05/11	SOCIETE GENERALE NA COMM PAPER -- 0.000% 07/06/2011	83365SU68	50,000,000.00	(49,999,861.11)	0.00	(49,999,861.11)			
	07/05/11	07/05/11	SOCIETE GENERALE NA COMM PAPER -- 0.000% 07/06/2011	83365SU68	45,000,000.00	(44,999,875.00)	0.00	(44,999,875.00)			
	07/05/11	07/05/11	SOCIETE GENERALE NA COMM PAPER -- 0.000% 07/06/2011	83365SU68	50,000,000.00	(49,999,861.11)	0.00	(49,999,861.11)			
	07/05/11	07/05/11	BARCLAYS US FUNDING LLC COMM PAPER -- 0.000% 07/06/2011	06737JU60	50,000,000.00	(49,999,916.67)	0.00	(49,999,916.67)			
	07/05/11	07/05/11	BARCLAYS US FUNDING LLC COMM PAPER -- 0.000% 07/06/2011	06737JU60	35,000,000.00	(34,999,941.67)	0.00	(34,999,941.67)			
	07/05/11	07/05/11	CREDIT AGRICOLE NA COMM PAPER -- 0.000% 07/06/2011	22532CU69	50,000,000.00	(49,999,847.22)	0.00	(49,999,847.22)			
	07/05/11	07/05/11	CREDIT AGRICOLE NA COMM PAPER -- 0.000% 07/06/2011	22532CU69	45,000,000.00	(44,999,862.50)	0.00	(44,999,862.50)			
	07/05/11	07/05/11	CREDIT AGRICOLE NA COMM PAPER -- 0.000% 07/06/2011	22532CU69	50,000,000.00	(49,999,847.22)	0.00	(49,999,847.22)			



Managed Account Security Transactions & Interest

For the Month Ending July 31, 2011

SAN BERNARDINO COUNTY - 76990800

Transaction Type	Trade	Settle	Security Description	CUSIP	Par	Principal Proceeds	Accrued Interest	Total	Realized G/L Cost	Realized G/L Amort Cost	Sale Method
BUY											
	07/05/11	07/05/11	CREDIT AGRICOLE NA COMM PAPER -- 0.000% 07/06/2011	22532CU69	50,000,000.00	(49,999,847.22)	0.00	(49,999,847.22)			
	07/05/11	07/06/11	FNMA NOTES DTD 06/17/2011 0.500% 08/09/2013	3135G0BR3	12,500,000.00	(12,477,125.00)	(3,298.61)	(12,480,423.61)			
	07/05/11	07/06/11	SVENSKA HANDELSBANKEN NY CERT DEPOS DTD 06/09/2011 0.185% 09/08/2011	86959BUY9	50,000,000.00	(50,000,886.50)	(6,937.50)	(50,007,824.00)			
	07/05/11	07/06/11	FNMA NOTES DTD 06/17/2011 0.500% 08/09/2013	3135G0BR3	12,500,000.00	(12,479,125.00)	(3,298.61)	(12,482,423.61)			
	07/06/11	07/06/11	RABOBANK NEDERLAND NV NY CERT DEPOS DTD 03/25/2011 0.340% 09/28/2011	74977MUR4	50,000,000.00	(50,019,806.18)	(48,638.89)	(50,068,445.07)			
	07/06/11	07/06/11	BARCLAYS US FUNDING LLC COMM PAPER -- 0.000% 07/07/2011	06737JU78	50,000,000.00	(49,999,916.67)	0.00	(49,999,916.67)			
	07/06/11	07/06/11	BARCLAYS US FUNDING LLC COMM PAPER -- 0.000% 07/07/2011	06737JU78	40,000,000.00	(39,999,933.33)	0.00	(39,999,933.33)			
	07/06/11	07/06/11	SOCIETE GENERALE NA COMM PAPER -- 0.000% 07/07/2011	83365SU76	50,000,000.00	(49,999,847.22)	0.00	(49,999,847.22)			
	07/06/11	07/06/11	SOCIETE GENERALE NA COMM PAPER -- 0.000% 07/07/2011	83365SU76	50,000,000.00	(49,999,847.22)	0.00	(49,999,847.22)			
	07/06/11	07/06/11	SOCIETE GENERALE NA COMM PAPER -- 0.000% 07/07/2011	83365SU76	50,000,000.00	(49,999,847.22)	0.00	(49,999,847.22)			
	07/06/11	07/06/11	SOCIETE GENERALE NA COMM PAPER -- 0.000% 07/07/2011	83365SU76	25,000,000.00	(24,999,923.61)	0.00	(24,999,923.61)			
	07/06/11	07/06/11	CREDIT AGRICOLE NA COMM PAPER -- 0.000% 07/07/2011	22532CU77	50,000,000.00	(49,999,847.22)	0.00	(49,999,847.22)			
	07/06/11	07/06/11	CREDIT AGRICOLE NA COMM PAPER -- 0.000% 07/07/2011	22532CU77	25,000,000.00	(24,999,923.61)	0.00	(24,999,923.61)			



Managed Account Security Transactions & Interest

For the Month Ending **July 31, 2011**

SAN BERNARDINO COUNTY - 76990800

Transaction Type		Security Description	CUSIP	Par	Principal Proceeds	Accrued Interest	Total	Realized G/L Cost	Realized G/L Amort Cost	Sale Method
Trade	Settle									
BUY										
07/06/11	07/06/11	CREDIT AGRICOLE NA COMM PAPER -- 0.000% 07/07/2011	22532CU77	50,000,000.00	(49,999,847.22)	0.00	(49,999,847.22)			
07/06/11	07/06/11	CREDIT AGRICOLE NA COMM PAPER -- 0.000% 07/07/2011	22532CU77	50,000,000.00	(49,999,847.22)	0.00	(49,999,847.22)			
07/06/11	07/08/11	CBA AUSTRALIA CERT DEPOS DTD 07/08/2011 0.250% 01/06/2012	20271EGV5	25,000,000.00	(25,000,000.00)	0.00	(25,000,000.00)			
07/07/11	07/07/11	BARCLAYS US FUNDING LLC COMM PAPER -- 0.000% 07/08/2011	06737JU86	50,000,000.00	(49,999,916.67)	0.00	(49,999,916.67)			
07/07/11	07/07/11	BARCLAYS US FUNDING LLC COMM PAPER -- 0.000% 07/08/2011	06737JU86	50,000,000.00	(49,999,916.67)	0.00	(49,999,916.67)			
07/07/11	07/07/11	SOCIETE GENERALE NA COMM PAPER -- 0.000% 07/08/2011	83365SU84	50,000,000.00	(49,999,847.22)	0.00	(49,999,847.22)			
07/07/11	07/07/11	SOCIETE GENERALE NA COMM PAPER -- 0.000% 07/08/2011	83365SU84	50,000,000.00	(49,999,847.22)	0.00	(49,999,847.22)			
07/07/11	07/07/11	SOCIETE GENERALE NA COMM PAPER -- 0.000% 07/08/2011	83365SU84	25,000,000.00	(24,999,923.61)	0.00	(24,999,923.61)			
07/07/11	07/07/11	SOCIETE GENERALE NA COMM PAPER -- 0.000% 07/08/2011	83365SU84	50,000,000.00	(49,999,847.22)	0.00	(49,999,847.22)			
07/07/11	07/07/11	CREDIT AGRICOLE NA COMM PAPER -- 0.000% 07/08/2011	22532CU85	25,000,000.00	(24,999,923.61)	0.00	(24,999,923.61)			
07/07/11	07/07/11	CREDIT AGRICOLE NA COMM PAPER -- 0.000% 07/08/2011	22532CU85	50,000,000.00	(49,999,847.22)	0.00	(49,999,847.22)			
07/07/11	07/07/11	CREDIT AGRICOLE NA COMM PAPER -- 0.000% 07/08/2011	22532CU85	50,000,000.00	(49,999,847.22)	0.00	(49,999,847.22)			
07/07/11	07/07/11	CREDIT AGRICOLE NA COMM PAPER -- 0.000% 07/08/2011	22532CU85	50,000,000.00	(49,999,847.22)	0.00	(49,999,847.22)			



Managed Account Security Transactions & Interest

For the Month Ending **July 31, 2011**

SAN BERNARDINO COUNTY - 76990800

Transaction Type		Security Description	CUSIP	Par	Principal Proceeds	Accrued Interest	Total	Realized G/L Cost	Realized G/L Amort Cost	Sale Method
Trade	Settle									
BUY										
07/07/11	07/08/11	BANK OF MONTREAL CHICAGO CERT DEPOS DTD 07/06/2011 0.170% 10/07/2011	06366U7E2	35,000,000.00	(34,999,999.86)	(330.56)	(35,000,330.42)			
07/07/11	07/08/11	GENERAL ELECTRIC CO COMM PAPER -- 0.000% 09/01/2011	36960MW17	50,000,000.00	(49,991,597.22)	0.00	(49,991,597.22)			
07/08/11	07/08/11	CREDIT AGRICOLE NA COMM PAPER -- 0.000% 07/11/2011	22532CUB8	50,000,000.00	(49,999,541.67)	0.00	(49,999,541.67)			
07/08/11	07/08/11	CREDIT AGRICOLE NA COMM PAPER -- 0.000% 07/11/2011	22532CUB8	50,000,000.00	(49,999,541.67)	0.00	(49,999,541.67)			
07/08/11	07/08/11	CREDIT AGRICOLE NA COMM PAPER -- 0.000% 07/11/2011	22532CUB8	50,000,000.00	(49,999,541.67)	0.00	(49,999,541.67)			
07/08/11	07/08/11	CREDIT AGRICOLE NA COMM PAPER -- 0.000% 07/11/2011	22532CUB8	30,000,000.00	(29,999,725.00)	0.00	(29,999,725.00)			
07/08/11	07/08/11	SOCIETE GENERALE NA COMM PAPER -- 0.000% 07/11/2011	83365SUB7	50,000,000.00	(49,999,541.67)	0.00	(49,999,541.67)			
07/08/11	07/08/11	SOCIETE GENERALE NA COMM PAPER -- 0.000% 07/11/2011	83365SUB7	25,000,000.00	(24,999,770.83)	0.00	(24,999,770.83)			
07/08/11	07/08/11	SOCIETE GENERALE NA COMM PAPER -- 0.000% 07/11/2011	83365SUB7	50,000,000.00	(49,999,541.67)	0.00	(49,999,541.67)			
07/08/11	07/08/11	SOCIETE GENERALE NA COMM PAPER -- 0.000% 07/11/2011	83365SUB7	50,000,000.00	(49,999,541.67)	0.00	(49,999,541.67)			
07/11/11	07/11/11	SOCIETE GENERALE NA COMM PAPER -- 0.000% 07/12/2011	83365SUC5	50,000,000.00	(49,999,861.11)	0.00	(49,999,861.11)			
07/11/11	07/11/11	SOCIETE GENERALE NA COMM PAPER -- 0.000% 07/12/2011	83365SUC5	50,000,000.00	(49,999,861.11)	0.00	(49,999,861.11)			
07/11/11	07/11/11	SOCIETE GENERALE NA COMM PAPER -- 0.000% 07/12/2011	83365SUC5	35,000,000.00	(34,999,902.78)	0.00	(34,999,902.78)			
07/11/11	07/11/11	SOCIETE GENERALE NA COMM PAPER -- 0.000% 07/12/2011	83365SUC5	50,000,000.00	(49,999,861.11)	0.00	(49,999,861.11)			



Managed Account Security Transactions & Interest

For the Month Ending **July 31, 2011**

SAN BERNARDINO COUNTY - 76990800

Transaction Type		Security Description	CUSIP	Par	Principal Proceeds	Accrued Interest	Total	Realized G/L Cost	Realized G/L Amort Cost	Sale Method
Trade	Settle									
BUY										
07/11/11	07/11/11	CREDIT AGRICOLE NA OMM PAPER -- 0.000% 07/12/2011	22532CUC6	35,000,000.00	(34,999,893.06)	0.00	(34,999,893.06)			
07/11/11	07/11/11	CREDIT AGRICOLE NA OMM PAPER -- 0.000% 07/12/2011	22532CUC6	50,000,000.00	(49,999,847.22)	0.00	(49,999,847.22)			
07/11/11	07/11/11	CREDIT AGRICOLE NA OMM PAPER -- 0.000% 07/12/2011	22532CUC6	50,000,000.00	(49,999,847.22)	0.00	(49,999,847.22)			
07/11/11	07/11/11	CREDIT AGRICOLE NA OMM PAPER -- 0.000% 07/12/2011	22532CUC6	50,000,000.00	(49,999,847.22)	0.00	(49,999,847.22)			
07/11/11	07/12/11	ROYAL BANK OF CANADA NY CERT DEPOS DTD 07/11/2011 0.260% 01/11/2012	78009J6U4	25,000,000.00	(25,000,000.00)	(180.56)	(25,000,180.56)			
07/11/11	07/12/11	TORONTO DOMINION BANK NY CERT DEPOS DTD 07/12/2011 0.120% 08/15/2011	89112YV42	25,000,000.00	(25,000,000.00)	0.00	(25,000,000.00)			
07/12/11	07/12/11	SOCIETE GENERALE NA COMM PAPER -- 0.000% 07/13/2011	83365SUD3	50,000,000.00	(49,999,861.11)	0.00	(49,999,861.11)			
07/12/11	07/12/11	SOCIETE GENERALE NA COMM PAPER -- 0.000% 07/13/2011	83365SUD3	50,000,000.00	(49,999,861.11)	0.00	(49,999,861.11)			
07/12/11	07/12/11	SOCIETE GENERALE NA COMM PAPER -- 0.000% 07/13/2011	83365SUD3	50,000,000.00	(49,999,861.11)	0.00	(49,999,861.11)			
07/12/11	07/12/11	CREDIT AGRICOLE NA COMM PAPER -- 0.000% 07/13/2011	22532CUD4	50,000,000.00	(49,999,861.11)	0.00	(49,999,861.11)			
07/12/11	07/12/11	CREDIT AGRICOLE NA COMM PAPER -- 0.000% 07/13/2011	22532CUD4	50,000,000.00	(49,999,861.11)	0.00	(49,999,861.11)			
07/12/11	07/12/11	CREDIT AGRICOLE NA COMM PAPER -- 0.000% 07/13/2011	22532CUD4	50,000,000.00	(49,999,861.11)	0.00	(49,999,861.11)			
07/12/11	07/12/11	BARCLAYS US FUNDING LLC COMM PAPER -- 0.000% 07/13/2011	06737JUD5	31,000,000.00	(30,999,948.33)	0.00	(30,999,948.33)			



Managed Account Security Transactions & Interest

For the Month Ending **July 31, 2011**

SAN BERNARDINO COUNTY - 76990800

Transaction Type		Security Description	CUSIP	Par	Principal Proceeds	Accrued Interest	Total	Realized G/L Cost	Realized G/L Amort Cost	Sale Method
Trade	Settle									
BUY										
07/13/11	07/13/11	SOCIETE GENERALE NA COMM PAPER -- 0.000% 07/14/2011	83365SUE1	50,000,000.00	(49,999,861.11)	0.00	(49,999,861.11)			
07/13/11	07/13/11	CREDIT AGRICOLE NA COMM PAPER -- 0.000% 07/14/2011	22532CUE2	50,000,000.00	(49,999,861.11)	0.00	(49,999,861.11)			
07/13/11	07/13/11	CREDIT AGRICOLE NA COMM PAPER -- 0.000% 07/14/2011	22532CUE2	50,000,000.00	(49,999,861.11)	0.00	(49,999,861.11)			
07/13/11	07/13/11	CREDIT AGRICOLE NA COMM PAPER -- 0.000% 07/14/2011	22532CUE2	50,000,000.00	(49,999,861.11)	0.00	(49,999,861.11)			
07/13/11	07/13/11	SOCIETE GENERALE NA COMM PAPER -- 0.000% 07/14/2011	83365SUE1	50,000,000.00	(49,999,861.11)	0.00	(49,999,861.11)			
07/13/11	07/13/11	SOCIETE GENERALE NA COMM PAPER -- 0.000% 07/14/2011	83365SUE1	50,000,000.00	(49,999,861.11)	0.00	(49,999,861.11)			
07/14/11	07/14/11	CREDIT AGRICOLE NA COMM PAPER -- 0.000% 07/15/2011	22532CUF9	50,000,000.00	(49,999,847.22)	0.00	(49,999,847.22)			
07/14/11	07/14/11	CREDIT AGRICOLE NA COMM PAPER -- 0.000% 07/15/2011	22532CUF9	50,000,000.00	(49,999,847.22)	0.00	(49,999,847.22)			
07/14/11	07/14/11	CREDIT AGRICOLE NA COMM PAPER -- 0.000% 07/15/2011	22532CUF9	25,000,000.00	(24,999,923.61)	0.00	(24,999,923.61)			
07/14/11	07/14/11	SOCIETE GENERALE NA COMM PAPER -- 0.000% 07/15/2011	83365SUF8	50,000,000.00	(49,999,861.11)	0.00	(49,999,861.11)			
07/14/11	07/14/11	SOCIETE GENERALE NA COMM PAPER -- 0.000% 07/15/2011	83365SUF8	50,000,000.00	(49,999,861.11)	0.00	(49,999,861.11)			
07/14/11	07/14/11	SOCIETE GENERALE NA COMM PAPER -- 0.000% 07/15/2011	83365SUF8	25,000,000.00	(24,999,930.56)	0.00	(24,999,930.56)			
07/15/11	07/15/11	CBA AUSTRALIA CERT DEPOS DTD 07/15/2011 0.250% 01/11/2012	20271EGX1	25,000,000.00	(25,000,000.00)	0.00	(25,000,000.00)			
07/15/11	07/15/11	SOCIETE GENERALE NA COMM PAPER -- 0.000% 07/18/2011	83365SUJ0	50,000,000.00	(49,999,583.33)	0.00	(49,999,583.33)			



Managed Account Security Transactions & Interest

For the Month Ending **July 31, 2011**

SAN BERNARDINO COUNTY - 76990800

Transaction Type	Trade	Settle	Security Description	CUSIP	Par	Principal Proceeds	Accrued Interest	Total	Realized G/L Cost	Realized G/L Amort Cost	Sale Method
BUY											
	07/15/11	07/15/11	SOCIETE GENERALE NA COMM PAPER -- 0.000% 07/18/2011	83365SUJ0	50,000,000.00	(49,999,583.33)	0.00	(49,999,583.33)			
	07/15/11	07/15/11	SOCIETE GENERALE NA COMM PAPER -- 0.000% 07/18/2011	83365SUJ0	25,000,000.00	(24,999,791.67)	0.00	(24,999,791.67)			
	07/15/11	07/15/11	TORONTO DOMINION BANK NY CERT DEPOS DTD 07/15/2011 0.110% 08/24/2011	89112YX81	25,000,000.00	(25,000,000.00)	0.00	(25,000,000.00)			
	07/15/11	07/15/11	CREDIT AGRICOLE NORTH AMERICA COMM PAPER -- 0.000% 07/18/2011	22532CUJ1	50,000,000.00	(49,999,541.67)	0.00	(49,999,541.67)			
	07/15/11	07/15/11	CREDIT AGRICOLE NORTH AMERICA COMM PAPER -- 0.000% 07/18/2011	22532CUJ1	25,000,000.00	(24,999,770.83)	0.00	(24,999,770.83)			
	07/15/11	07/15/11	CREDIT AGRICOLE NORTH AMERICA COMM PAPER -- 0.000% 07/18/2011	22532CUJ1	50,000,000.00	(49,999,541.67)	0.00	(49,999,541.67)			
	07/15/11	07/15/11	BARCLAYS US FUNDING LLC COMM PAPER -- 0.000% 07/18/2011	06737JUJ2	50,000,000.00	(49,999,750.00)	0.00	(49,999,750.00)			
	07/15/11	07/15/11	BARCLAYS US FUNDING LLC COMM PAPER -- 0.000% 07/18/2011	06737JUJ2	1,000,000.00	(999,995.00)	0.00	(999,995.00)			
	07/15/11	07/15/11	BARCLAYS US FUNDING LLC COMM PAPER -- 0.000% 07/18/2011	06737JUJ2	50,000,000.00	(49,999,750.00)	0.00	(49,999,750.00)			
	07/15/11	07/15/11	SVENSKA HANDELSBANKEN NY CERT DEPOS DTD 07/15/2011 0.200% 10/13/2011	86959BWT8	25,000,000.00	(25,000,000.00)	0.00	(25,000,000.00)			
	07/15/11	07/15/11	GENERAL ELEC CAP CORP COMM PAPER -- 0.000% 09/15/2011	36959JWF6	25,000,000.00	(24,994,833.33)	0.00	(24,994,833.33)			



Managed Account Security Transactions & Interest

For the Month Ending **July 31, 2011**

SAN BERNARDINO COUNTY - 76990800

Transaction Type		Security Description	CUSIP	Par	Principal Proceeds	Accrued Interest	Total	Realized G/L Cost	Realized G/L Amort Cost	Sale Method
Trade	Settle									
BUY										
07/18/11	07/18/11	CREDIT AGRICOLE NA COMM PAPER -- 0.000% 07/19/2011	22532CUK8	50,000,000.00	(49,999,861.11)	0.00	(49,999,861.11)			
07/18/11	07/18/11	CREDIT AGRICOLE NA COMM PAPER -- 0.000% 07/19/2011	22532CUK8	50,000,000.00	(49,999,861.11)	0.00	(49,999,861.11)			
07/18/11	07/18/11	CREDIT AGRICOLE NA COMM PAPER -- 0.000% 07/19/2011	22532CUK8	50,000,000.00	(49,999,861.11)	0.00	(49,999,861.11)			
07/18/11	07/18/11	SOCIETE GENERALE NA COMM PAPER -- 0.000% 07/19/2011	83365SUK7	50,000,000.00	(49,999,861.11)	0.00	(49,999,861.11)			
07/18/11	07/18/11	SOCIETE GENERALE NA COMM PAPER -- 0.000% 07/19/2011	83365SUK7	50,000,000.00	(49,999,861.11)	0.00	(49,999,861.11)			
07/18/11	07/18/11	SOCIETE GENERALE NA COMM PAPER -- 0.000% 07/19/2011	83365SUK7	50,000,000.00	(49,999,861.11)	0.00	(49,999,861.11)			
07/18/11	07/18/11	BARCLAYS US FUNDING LLC COMM PAPER -- 0.000% 07/19/2011	06737JUK9	50,000,000.00	(49,999,916.67)	0.00	(49,999,916.67)			
07/18/11	07/18/11	BARCLAYS US FUNDING LLC COMM PAPER -- 0.000% 07/19/2011	06737JUK9	50,000,000.00	(49,999,916.67)	0.00	(49,999,916.67)			
07/18/11	07/18/11	BARCLAYS US FUNDING LLC COMM PAPER -- 0.000% 07/19/2011	06737JUK9	10,000,000.00	(9,999,983.33)	0.00	(9,999,983.33)			
07/18/11	08/08/11	FHLMC NOTES (CALLABLE) DTD 08/08/2011 1.100% 08/08/2014	3134G2TK8	25,000,000.00	(24,993,750.00)	0.00	(24,993,750.00)			
07/18/11	08/08/11	FHLMC NOTES (CALLABLE) DTD 08/08/2011 1.100% 08/08/2014	3134G2TK8	25,000,000.00	(24,993,750.00)	0.00	(24,993,750.00)			
07/19/11	07/19/11	BARCLAYS US FUNDING LLC COMM PAPER -- 0.000% 07/20/2011	06737JUL7	50,000,000.00	(49,999,916.67)	0.00	(49,999,916.67)			



Managed Account Security Transactions & Interest

For the Month Ending **July 31, 2011**

SAN BERNARDINO COUNTY - 76990800

Transaction Type		Security Description	CUSIP	Par	Principal Proceeds	Accrued Interest	Total	Realized G/L Cost	Realized G/L Amort Cost	Sale Method
Trade	Settle									
BUY										
07/19/11	07/19/11	BARCLAYS US FUNDING LLC COMM PAPER -- 0.000% 07/20/2011	06737JUL7	50,000,000.00	(49,999,916.67)	0.00	(49,999,916.67)			
07/19/11	07/19/11	SOCIETE GENERALE NA COMM PAPER -- 0.000% 07/20/2011	83365SUL5	50,000,000.00	(49,999,861.11)	0.00	(49,999,861.11)			
07/19/11	07/19/11	SOCIETE GENERALE NA COMM PAPER -- 0.000% 07/20/2011	83365SUL5	50,000,000.00	(49,999,861.11)	0.00	(49,999,861.11)			
07/19/11	07/19/11	SOCIETE GENERALE NA COMM PAPER -- 0.000% 07/20/2011	83365SUL5	50,000,000.00	(49,999,861.11)	0.00	(49,999,861.11)			
07/19/11	07/19/11	CREDIT AGRICOLE NA COMM PAPER -- 0.000% 07/20/2011	22532CUL6	50,000,000.00	(49,999,861.11)	0.00	(49,999,861.11)			
07/19/11	07/19/11	CREDIT AGRICOLE NA COMM PAPER -- 0.000% 07/20/2011	22532CUL6	50,000,000.00	(49,999,861.11)	0.00	(49,999,861.11)			
07/19/11	07/19/11	CREDIT AGRICOLE NA COMM PAPER -- 0.000% 07/20/2011	22532CUL6	50,000,000.00	(49,999,861.11)	0.00	(49,999,861.11)			
07/20/11	07/20/11	CREDIT AGRICOLE NA COMM PAPER -- 0.000% 07/21/2011	22532CUM4	50,000,000.00	(49,999,861.11)	0.00	(49,999,861.11)			
07/20/11	07/20/11	CREDIT AGRICOLE NA COMM PAPER -- 0.000% 07/21/2011	22532CUM4	50,000,000.00	(49,999,861.11)	0.00	(49,999,861.11)			
07/20/11	07/20/11	SOCIETE GENERALE NA COMM PAPER -- 0.000% 07/21/2011	83365SUM3	50,000,000.00	(49,999,861.11)	0.00	(49,999,861.11)			
07/20/11	07/20/11	SOCIETE GENERALE NA COMM PAPER -- 0.000% 07/21/2011	83365SUM3	50,000,000.00	(49,999,861.11)	0.00	(49,999,861.11)			
07/20/11	07/20/11	SOCIETE GENERALE NA COMM PAPER -- 0.000% 07/21/2011	83365SUM3	50,000,000.00	(49,999,861.11)	0.00	(49,999,861.11)			
07/20/11	07/20/11	BARCLAYS US FUNDING LLC COMM PAPER -- 0.000% 07/21/2011	06737JUM5	50,000,000.00	(49,999,916.67)	0.00	(49,999,916.67)			



Managed Account Security Transactions & Interest

For the Month Ending **July 31, 2011**

SAN BERNARDINO COUNTY - 76990800

Transaction Type	Trade	Settle	Security Description	CUSIP	Par	Principal Proceeds	Accrued Interest	Total	Realized G/L Cost	Realized G/L Amort Cost	Sale Method
BUY											
	07/20/11	07/20/11	BARCLAYS US FUNDING LLC COMM PAPER -- 0.000% 07/21/2011	06737JUM5	25,000,000.00	(24,999,958.33)	0.00	(24,999,958.33)			
	07/20/11	07/20/11	BARCLAYS US FUNDING LLC COMM PAPER -- 0.000% 07/21/2011	06737JUM5	50,000,000.00	(49,999,916.67)	0.00	(49,999,916.67)			
	07/20/11	07/20/11	CREDIT AGRICOLE NA COMM PAPER -- 0.000% 07/21/2011	22532CUM4	50,000,000.00	(49,999,861.11)	0.00	(49,999,861.11)			
	07/21/11	07/21/11	CREDIT AGRICOLE NA COMM PAPER -- 0.000% 07/22/2011	22532CUN2	50,000,000.00	(49,999,847.22)	0.00	(49,999,847.22)			
	07/21/11	07/21/11	CREDIT AGRICOLE NA COMM PAPER -- 0.000% 07/22/2011	22532CUN2	50,000,000.00	(49,999,847.22)	0.00	(49,999,847.22)			
	07/21/11	07/21/11	CREDIT AGRICOLE NA COMM PAPER -- 0.000% 07/22/2011	22532CUN2	50,000,000.00	(49,999,847.22)	0.00	(49,999,847.22)			
	07/21/11	07/21/11	SOCIETE GENERALE NA COMM PAPER -- 0.000% 07/22/2011	83365SUN1	50,000,000.00	(49,999,861.11)	0.00	(49,999,861.11)			
	07/21/11	07/21/11	SOCIETE GENERALE NA COMM PAPER -- 0.000% 07/22/2011	83365SUN1	50,000,000.00	(49,999,861.11)	0.00	(49,999,861.11)			
	07/21/11	07/21/11	SOCIETE GENERALE NA COMM PAPER -- 0.000% 07/22/2011	83365SUN1	50,000,000.00	(49,999,861.11)	0.00	(49,999,861.11)			
	07/21/11	07/21/11	BARCLAYS US FUNDING LLC COMM PAPER -- 0.000% 07/22/2011	06737JUN3	50,000,000.00	(49,999,916.67)	0.00	(49,999,916.67)			
	07/21/11	07/21/11	BARCLAYS US FUNDING LLC COMM PAPER -- 0.000% 07/22/2011	06737JUN3	50,000,000.00	(49,999,916.67)	0.00	(49,999,916.67)			
	07/21/11	07/21/11	BARCLAYS US FUNDING LLC COMM PAPER -- 0.000% 07/22/2011	06737JUN3	20,000,000.00	(19,999,966.67)	0.00	(19,999,966.67)			



Managed Account Security Transactions & Interest

For the Month Ending **July 31, 2011**

SAN BERNARDINO COUNTY - 76990800

Transaction Type		Security Description	CUSIP	Par	Principal Proceeds	Accrued Interest	Total	Realized G/L Cost	Realized G/L Amort Cost	Sale Method
Trade	Settle									
BUY										
07/22/11	07/22/11	CREDIT AGRICOLE NA COMM PAPER -- 0.000% 07/25/2011	22532CUR3	50,000,000.00	(49,999,541.67)	0.00	(49,999,541.67)			
07/22/11	07/22/11	CREDIT AGRICOLE NA COMM PAPER -- 0.000% 07/25/2011	22532CUR3	50,000,000.00	(49,999,541.67)	0.00	(49,999,541.67)			
07/22/11	07/22/11	CREDIT AGRICOLE NA COMM PAPER -- 0.000% 07/25/2011	22532CUR3	50,000,000.00	(49,999,541.67)	0.00	(49,999,541.67)			
07/22/11	07/22/11	BARCLAYS US FUNDING LLC COMM PAPER -- 0.000% 07/25/2011	06737JUR4	20,000,000.00	(19,999,900.00)	0.00	(19,999,900.00)			
07/22/11	07/22/11	BARCLAYS US FUNDING LLC COMM PAPER -- 0.000% 07/25/2011	06737JUR4	50,000,000.00	(49,999,750.00)	0.00	(49,999,750.00)			
07/22/11	07/22/11	SOCIETE GENERALE NA COMM PAPER -- 0.000% 07/25/2011	83365SUR2	50,000,000.00	(49,999,583.33)	0.00	(49,999,583.33)			
07/22/11	07/22/11	SOCIETE GENERALE NA COMM PAPER -- 0.000% 07/25/2011	83365SUR2	50,000,000.00	(49,999,583.33)	0.00	(49,999,583.33)			
07/22/11	07/22/11	SOCIETE GENERALE NA COMM PAPER -- 0.000% 07/25/2011	83365SUR2	50,000,000.00	(49,999,583.33)	0.00	(49,999,583.33)			
07/25/11	07/25/11	CREDIT AGRICOLE NA COMM PAPER -- 0.000% 07/26/2011	22532CUS1	50,000,000.00	(49,999,847.22)	0.00	(49,999,847.22)			
07/25/11	07/25/11	CREDIT AGRICOLE NA COMM PAPER -- 0.000% 07/26/2011	22532CUS1	50,000,000.00	(49,999,847.22)	0.00	(49,999,847.22)			
07/25/11	07/25/11	BARCLAYS US FUNDING LLC COMM PAPER DTD 07/25/2011 0.000% 07/26/2011	06737JUS2	50,000,000.00	(49,999,916.67)	0.00	(49,999,916.67)			
07/25/11	07/25/11	BARCLAYS US FUNDING LLC COMM PAPER DTD 07/25/2011 0.000% 07/26/2011	06737JUS2	5,000,000.00	(4,999,991.67)	0.00	(4,999,991.67)			
07/25/11	07/25/11	CREDIT AGRICOLE NA COMM PAPER -- 0.000% 07/26/2011	22532CUS1	50,000,000.00	(49,999,847.22)	0.00	(49,999,847.22)			



Managed Account Security Transactions & Interest

For the Month Ending **July 31, 2011**

SAN BERNARDINO COUNTY - 76990800

Transaction Type		Security Description	CUSIP	Par	Principal Proceeds	Accrued Interest	Total	Realized G/L Cost	Realized G/L Amort Cost	Sale Method
Trade	Settle									
BUY										
07/25/11	07/25/11	SOCIETE GENERALE NA COMM PAPER -- 0.000% 07/26/2011	83365SUS0	50,000,000.00	(49,999,861.11)	0.00	(49,999,861.11)			
07/25/11	07/25/11	SOCIETE GENERALE NA COMM PAPER -- 0.000% 07/26/2011	83365SUS0	50,000,000.00	(49,999,861.11)	0.00	(49,999,861.11)			
07/25/11	07/25/11	SOCIETE GENERALE NA COMM PAPER -- 0.000% 07/26/2011	83365SUS0	50,000,000.00	(49,999,861.11)	0.00	(49,999,861.11)			
07/26/11	07/26/11	CREDIT AGRICOLE NA COMM PAPER -- 0.000% 07/27/2011	22532CUT9	50,000,000.00	(49,999,847.22)	0.00	(49,999,847.22)			
07/26/11	07/26/11	CREDIT AGRICOLE NA COMM PAPER -- 0.000% 07/27/2011	22532CUT9	50,000,000.00	(49,999,847.22)	0.00	(49,999,847.22)			
07/26/11	07/26/11	CREDIT AGRICOLE NA COMM PAPER -- 0.000% 07/27/2011	22532CUT9	50,000,000.00	(49,999,847.22)	0.00	(49,999,847.22)			
07/26/11	07/26/11	BARCLAYS US FUNDING LLC COMM PAPER -- 0.000% 07/27/2011	06737JUT0	5,000,000.00	(4,999,991.67)	0.00	(4,999,991.67)			
07/26/11	07/26/11	BARCLAYS US FUNDING LLC COMM PAPER -- 0.000% 07/27/2011	06737JUT0	50,000,000.00	(49,999,916.67)	0.00	(49,999,916.67)			
07/26/11	07/26/11	SOCIETE GENERALE NA COMM PAPER -- 0.000% 07/27/2011	83365SUT8	50,000,000.00	(49,999,861.11)	0.00	(49,999,861.11)			
07/26/11	07/26/11	SOCIETE GENERALE NA COMM PAPER -- 0.000% 07/27/2011	83365SUT8	50,000,000.00	(49,999,861.11)	0.00	(49,999,861.11)			
07/26/11	07/26/11	SOCIETE GENERALE NA COMM PAPER -- 0.000% 07/27/2011	83365SUT8	50,000,000.00	(49,999,861.11)	0.00	(49,999,861.11)			
07/27/11	07/27/11	SOCIETE GENERALE NA COMM PAPER -- 0.000% 07/28/2011	83365SUU5	50,000,000.00	(49,999,861.11)	0.00	(49,999,861.11)			
07/27/11	07/27/11	SOCIETE GENERALE NA COMM PAPER -- 0.000% 07/28/2011	83365SUU5	50,000,000.00	(49,999,861.11)	0.00	(49,999,861.11)			
07/27/11	07/27/11	CREDIT AGRICOLE NA COMM PAPER -- 0.000% 07/28/2011	22532CUU6	50,000,000.00	(49,999,833.33)	0.00	(49,999,833.33)			



Managed Account Security Transactions & Interest

For the Month Ending **July 31, 2011**

SAN BERNARDINO COUNTY - 76990800

Transaction Type	Trade	Settle	Security Description	CUSIP	Par	Principal Proceeds	Accrued Interest	Total	Realized G/L Cost	Realized G/L Amort Cost	Sale Method
BUY											
	07/27/11	07/27/11	CREDIT AGRICOLE NA COMM PAPER -- 0.000% 07/28/2011	22532CUU6	50,000,000.00	(49,999,833.33)	0.00	(49,999,833.33)			
	07/27/11	07/27/11	CREDIT AGRICOLE NA COMM PAPER -- 0.000% 07/28/2011	22532CUU6	50,000,000.00	(49,999,833.33)	0.00	(49,999,833.33)			
	07/27/11	07/27/11	SOCIETE GENERALE NA COMM PAPER -- 0.000% 07/28/2011	83365SUU5	50,000,000.00	(49,999,861.11)	0.00	(49,999,861.11)			
	07/27/11	07/27/11	BARCLAYS US FUNDING LLC COMM PAPER -- 0.000% 07/28/2011	06737JUU7	50,000,000.00	(49,999,888.89)	0.00	(49,999,888.89)			
	07/27/11	07/27/11	BARCLAYS US FUNDING LLC COMM PAPER -- 0.000% 07/28/2011	06737JUU7	25,000,000.00	(24,999,944.44)	0.00	(24,999,944.44)			
	07/28/11	07/28/11	CREDIT AGRICOLE NA COMM PAPER -- 0.000% 07/29/2011	22532CUV4	50,000,000.00	(49,999,833.33)	0.00	(49,999,833.33)			
	07/28/11	07/28/11	CREDIT AGRICOLE NA COMM PAPER -- 0.000% 07/29/2011	22532CUV4	50,000,000.00	(49,999,833.33)	0.00	(49,999,833.33)			
	07/28/11	07/28/11	CREDIT AGRICOLE NA COMM PAPER -- 0.000% 07/29/2011	22532CUV4	50,000,000.00	(49,999,833.33)	0.00	(49,999,833.33)			
	07/28/11	07/28/11	BARCLAYS US FUNDING LLC COMM PAPER -- 0.000% 07/29/2011	06737JUV5	50,000,000.00	(49,999,888.89)	0.00	(49,999,888.89)			
	07/28/11	07/28/11	BARCLAYS US FUNDING LLC COMM PAPER -- 0.000% 07/29/2011	06737JUV5	15,000,000.00	(14,999,966.67)	0.00	(14,999,966.67)			
	07/28/11	07/28/11	SOCIETE GENERALE NA COMM PAPER -- 0.000% 07/29/2011	83365SUV3	50,000,000.00	(49,999,847.22)	0.00	(49,999,847.22)			
	07/28/11	07/28/11	SOCIETE GENERALE NA COMM PAPER -- 0.000% 07/29/2011	83365SUV3	50,000,000.00	(49,999,847.22)	0.00	(49,999,847.22)			
	07/28/11	07/28/11	SOCIETE GENERALE NA COMM PAPER -- 0.000% 07/29/2011	83365SUV3	50,000,000.00	(49,999,847.22)	0.00	(49,999,847.22)			



Managed Account Security Transactions & Interest

For the Month Ending **July 31, 2011**

SAN BERNARDINO COUNTY - 76990800

Transaction Type	Trade	Settle	Security Description	CUSIP	Par	Principal Proceeds	Accrued Interest	Total	Realized G/L Cost	Realized G/L Amort Cost	Sale Method
BUY											
	07/29/11	07/29/11	BARCLAYS US FUNDING LLC COMM PAPER -- 0.000% 08/01/2011	06737JV10	50,000,000.00	(49,999,500.00)	0.00	(49,999,500.00)			
	07/29/11	07/29/11	BARCLAYS US FUNDING LLC COMM PAPER -- 0.000% 08/01/2011	06737JV10	50,000,000.00	(49,999,500.00)	0.00	(49,999,500.00)			
	07/29/11	07/29/11	BARCLAYS US FUNDING LLC COMM PAPER -- 0.000% 08/01/2011	06737JV10	19,000,000.00	(18,999,810.00)	0.00	(18,999,810.00)			
	07/29/11	07/29/11	SOCIETE GENERALE NA COMM PAPER -- 0.000% 08/01/2011	83365SV18	50,000,000.00	(49,999,416.67)	0.00	(49,999,416.67)			
	07/29/11	07/29/11	SOCIETE GENERALE NA COMM PAPER -- 0.000% 08/01/2011	83365SV18	50,000,000.00	(49,999,416.67)	0.00	(49,999,416.67)			
	07/29/11	07/29/11	SOCIETE GENERALE NA COMM PAPER -- 0.000% 08/01/2011	83365SV18	50,000,000.00	(49,999,416.67)	0.00	(49,999,416.67)			
	07/29/11	07/29/11	FHLB DISC NOTE -- 0.000% 01/25/2012	313384SF7	25,000,000.00	(24,971,250.00)	0.00	(24,971,250.00)			
	07/29/11	07/29/11	CREDIT AGRICOLE NA COMM PAPER -- 0.000% 08/01/2011	22532CV19	50,000,000.00	(49,999,458.33)	0.00	(49,999,458.33)			
	07/29/11	07/29/11	CREDIT AGRICOLE NA COMM PAPER -- 0.000% 08/01/2011	22532CV19	50,000,000.00	(49,999,458.33)	0.00	(49,999,458.33)			
	07/29/11	07/29/11	CREDIT AGRICOLE NA COMM PAPER -- 0.000% 08/01/2011	22532CV19	50,000,000.00	(49,999,458.33)	0.00	(49,999,458.33)			
	07/29/11	07/29/11	FFCB DISC NOTE -- 0.000% 01/31/2012	313312SM3	21,000,000.00	(20,975,045.00)	0.00	(20,975,045.00)			
	07/29/11	08/01/11	FNMA NOTES (FLOATING) DTD 12/03/2010 0.310% 12/03/2012	31398A6V9	25,000,000.00	(25,003,400.00)	(11,437.50)	(25,014,837.50)			
Transaction Type Sub-Total					8,367,000,000.00	(8,366,856,267.17)	(74,122.23)	(8,366,930,389.40)			



Managed Account Security Transactions & Interest

For the Month Ending July 31, 2011

SAN BERNARDINO COUNTY - 76990800

Transaction Type	Trade	Settle	Security Description	CUSIP	Par	Principal Proceeds	Accrued Interest	Total	Realized G/L Cost	Realized G/L Amort Cost	Sale Method
INTEREST											
	07/02/11	07/02/11	FFCB BONDS (FLOATING) DTD 11/02/2009 0.166% 11/02/2011	31331G2M0	25,000,000.00	0.00	3,550.63	3,550.63			
	07/10/11	07/10/11	FHLMC NOTES (FLOATING) DTD 01/10/2011 0.300% 01/10/2013	3134G1U69	50,000,000.00	0.00	35,763.89	35,763.89			
	07/10/11	07/10/11	FHLMC NOTES (FLOATING) DTD 01/10/2011 0.300% 01/10/2013	3134G1U69	25,000,000.00	0.00	17,881.94	17,881.94			
	07/12/11	07/12/11	FHLMC NOTES (FLOATING) DTD 10/12/2010 0.250% 10/12/2012	3134G1WN0	25,000,000.00	0.00	14,625.00	14,625.00			
	07/12/11	07/12/11	FFCB BONDS DTD 01/12/2010 1.100% 01/12/2012	31331JBL6	25,000,000.00	0.00	137,500.00	137,500.00			
	07/14/11	07/14/11	FFCB NOTES (FLOATING) DTD 01/14/2011 0.250% 01/14/2013	31331J7K3	50,000,000.00	0.00	33,083.00	33,083.00			
	07/15/11	07/15/11	US TREASURY NOTES DTD 07/15/2010 1.000% 07/15/2013	912828NN6	25,000,000.00	0.00	125,000.00	125,000.00			
	07/15/11	07/15/11	US TREASURY NOTES DTD 01/15/2010 1.375% 01/15/2013	912828MG2	25,000,000.00	0.00	171,875.00	171,875.00			
	07/15/11	07/15/11	US TREASURY NOTES DTD 07/15/2010 1.000% 07/15/2013	912828NN6	25,000,000.00	0.00	125,000.00	125,000.00			
	07/15/11	07/15/11	FHLMC GLOBAL REFERENCE NOTES DTD 07/18/2003 4.500% 07/15/2013	3134A4TZ7	25,000,000.00	0.00	562,500.00	562,500.00			
	07/15/11	07/15/11	GOLDMAN SACHS GROUP INC (FDIC) GL NOTES DTD 01/21/2009 1.625% 07/15/2011	38146FAF8	25,000,000.00	0.00	203,125.00	203,125.00			
	07/15/11	07/15/11	GOLDMAN SACHS GROUP INC (FDIC) GL NOTES DTD 01/21/2009 1.625% 07/15/2011	38146FAF8	25,000,000.00	0.00	203,125.00	203,125.00			
	07/16/11	07/16/11	FHLB GLOBAL NOTES DTD 12/10/2009 1.500% 01/16/2013	3133XW7L7	25,000,000.00	0.00	187,500.00	187,500.00			
	07/17/11	07/17/11	FNMA GLOBAL NOTES (EX-CALLABLE) DTD 07/14/2003 4.375% 07/17/2013	31359MSL8	13,500,000.00	0.00	295,312.50	295,312.50			



Managed Account Security Transactions & Interest

For the Month Ending **July 31, 2011**

SAN BERNARDINO COUNTY - 76990800

Transaction Type	Trade	Settle	Security Description	CUSIP	Par	Principal Proceeds	Accrued Interest	Total	Realized G/L Cost	Realized G/L Amort Cost	Sale Method
INTEREST											
	07/17/11	07/17/11	FHLMC FLOATING NOTES DTD 06/17/2011 0.137% 06/17/2013	3134G2MJ8	50,000,000.00	0.00	5,637.50	5,637.50			
	07/17/11	07/17/11	FNMA GLOBAL NOTES (EX-CALLABLE) DTD 07/14/2003 4.375% 07/17/2013	31359MSL8	19,950,000.00	0.00	436,406.25	436,406.25			
	07/24/11	07/24/11	FHLMC NOTES (FLOATING) DTD 01/24/2011 0.280% 01/24/2013	3134G1X90	25,000,000.00	0.00	16,159.72	16,159.72			
	07/26/11	07/26/11	FHLMC (FLOATING) MTN DTD 04/26/2010 0.187% 10/26/2011	3134G1BL7	20,800,000.00	0.00	3,220.53	3,220.53			
	07/27/11	07/27/11	FNMA GLOBAL NOTES (CALLABLE) DTD 01/27/2011 1.375% 01/27/2014	3135G0AH6	25,000,000.00	0.00	171,875.00	171,875.00			
	07/27/11	07/27/11	FNMA GLOBAL NOTES (CALLABLE) DTD 01/27/2011 1.375% 01/27/2014	3135G0AH6	26,225,000.00	0.00	180,296.88	180,296.88			
	07/27/11	07/27/11	FHLB GLOBAL BONDS DTD 06/12/2009 1.625% 07/27/2011	3133XTXH4	11,100,000.00	0.00	90,187.50	90,187.50			
	07/29/11	07/29/11	FNMA NOTES (CALLED, OMD 7/29/2013) DTD 07/29/2010 1.250% 07/29/2011	31398AZ47	25,000,000.00	0.00	156,250.00	156,250.00			
	07/29/11	07/29/11	FNMA NOTES (CALLED, OMD 7/29/2013) DTD 07/29/2010 1.250% 07/29/2011	31398AZ47	50,000,000.00	0.00	312,500.00	312,500.00			
	07/29/11	07/29/11	FNMA NOTES (CALLED, OMD 7/29/2013) DTD 07/29/2010 1.250% 07/29/2011	31398AZ47	3,175,000.00	0.00	19,843.75	19,843.75			
	07/31/11	07/31/11	US TREASURY NOTES DTD 07/31/2006 4.875% 07/31/2011	912828FN5	25,000,000.00	0.00	609,375.00	609,375.00			
	07/31/11	07/31/11	FEDERATED PRIME OBLIGATION MUTUAL	60934N203	0.00	0.00	75.44	75.44			
	07/31/11	07/31/11	FEDERATED GOVT OBLIGATIONS FUND	60934N104	0.00	0.00	192.61	192.61			
Transaction Type Sub-Total					669,750,000.00	0.00	4,117,862.14	4,117,862.14			



Managed Account Security Transactions & Interest

For the Month Ending **July 31, 2011**

SAN BERNARDINO COUNTY - 76990800

Transaction Type		Security Description	CUSIP	Par	Principal Proceeds	Accrued Interest	Total	Realized G/L Cost	Realized G/L Amort Cost	Sale Method
Trade	Settle									
MATURITY										
07/01/11	07/01/11	TORONTO DOMINION BANK NY CERT DEPOS DTD 03/09/2011 0.235% 07/01/2011	89112YWS8	25,000,000.00	25,000,000.00	18,604.17	25,018,604.17	0.00	0.00	
07/01/11	07/01/11	GENERAL ELECTRIC CO COMM PAPER -- 0.000% 07/01/2011	36960MU19	25,000,000.00	25,000,000.00	0.00	25,000,000.00	1,250.00	0.00	
07/01/11	07/01/11	GENERAL ELECTRIC CO COMM PAPER -- 0.000% 07/01/2011	36960MU19	40,000,000.00	40,000,000.00	0.00	40,000,000.00	2,933.33	0.00	
07/01/11	07/01/11	WESTPAC BANKING CORP NY CERT DEPOS DTD 04/01/2011 0.220% 07/01/2011	96121TDD7	50,000,000.00	50,000,000.00	27,805.56	50,027,805.56	0.00	0.00	
07/01/11	07/01/11	RABOBANK USA FIN CORP COMM PAPER -- 0.000% 07/01/2011	74977LU13	50,000,000.00	50,000,000.00	0.00	50,000,000.00	1,111.11	0.00	
07/01/11	07/01/11	RABOBANK USA FIN CORP COMM PAPER -- 0.000% 07/01/2011	74977LU13	25,000,000.00	25,000,000.00	0.00	25,000,000.00	555.56	0.00	
07/01/11	07/01/11	CREDIT AGRICOLE NA COMM PAPER -- 0.000% 07/01/2011	22532CU10	50,000,000.00	50,000,000.00	0.00	50,000,000.00	97.22	0.00	
07/01/11	07/01/11	CREDIT AGRICOLE NA COMM PAPER -- 0.000% 07/01/2011	22532CU10	50,000,000.00	50,000,000.00	0.00	50,000,000.00	97.22	0.00	
07/01/11	07/01/11	CREDIT AGRICOLE NA COMM PAPER -- 0.000% 07/01/2011	22532CU10	50,000,000.00	50,000,000.00	0.00	50,000,000.00	97.22	0.00	
07/01/11	07/01/11	CREDIT AGRICOLE NA COMM PAPER -- 0.000% 07/01/2011	22532CU10	25,000,000.00	25,000,000.00	0.00	25,000,000.00	48.61	0.00	
07/01/11	07/01/11	SOCIETE GENERALE NA COMM PAPER -- 0.000% 07/01/2011	83365SU19	50,000,000.00	50,000,000.00	0.00	50,000,000.00	55.56	0.00	
07/01/11	07/01/11	SOCIETE GENERALE NA COMM PAPER -- 0.000% 07/01/2011	83365SU19	50,000,000.00	50,000,000.00	0.00	50,000,000.00	55.56	0.00	
07/01/11	07/01/11	SOCIETE GENERALE NA COMM PAPER -- 0.000% 07/01/2011	83365SU19	50,000,000.00	50,000,000.00	0.00	50,000,000.00	55.56	0.00	



Managed Account Security Transactions & Interest

For the Month Ending **July 31, 2011**

SAN BERNARDINO COUNTY - 76990800

Transaction Type		Security Description	CUSIP	Par	Principal Proceeds	Accrued Interest	Total	Realized G/L Cost	Realized G/L Amort Cost	Sale Method
Trade	Settle									
MATURITY										
07/01/11	07/01/11	SOCIETE GENERALE NA COMM PAPER -- 0.000% 07/01/2011	83365SU19	25,000,000.00	25,000,000.00	0.00	25,000,000.00	27.78	0.00	
07/01/11	07/01/11	GENERAL ELEC CAP SVCS COMM PAPER -- 0.000% 07/01/2011	36959SU19	25,000,000.00	25,000,000.00	0.00	25,000,000.00	14,854.17	0.00	
07/05/11	07/05/11	WESTPAC BANKING CORP NY CERT DEPOS DTD 04/05/2011 0.210% 07/05/2011	96121TDH8	50,000,000.00	50,000,000.00	26,541.67	50,026,541.67	0.00	0.00	
07/05/11	07/05/11	CREDIT AGRICOLE NORTH AMERICA COMM PAPER -- 0.000% 07/05/2011	22532CU51	45,000,000.00	45,000,000.00	0.00	45,000,000.00	500.00	0.00	
07/05/11	07/05/11	CREDIT AGRICOLE NORTH AMERICA COMM PAPER -- 0.000% 07/05/2011	22532CU51	50,000,000.00	50,000,000.00	0.00	50,000,000.00	555.56	0.00	
07/05/11	07/05/11	CREDIT AGRICOLE NORTH AMERICA COMM PAPER -- 0.000% 07/05/2011	22532CU51	5,000,000.00	5,000,000.00	0.00	5,000,000.00	55.56	0.00	
07/05/11	07/05/11	CREDIT AGRICOLE NORTH AMERICA COMM PAPER -- 0.000% 07/05/2011	22532CU51	50,000,000.00	50,000,000.00	0.00	50,000,000.00	555.56	0.00	
07/05/11	07/05/11	CREDIT AGRICOLE NORTH AMERICA COMM PAPER -- 0.000% 07/05/2011	22532CU51	50,000,000.00	50,000,000.00	0.00	50,000,000.00	555.56	0.00	
07/05/11	07/05/11	BARCLAYS US FUNDING LLC COMM PAPER -- 0.000% 07/05/2011	06737JU52	45,000,000.00	45,000,000.00	0.00	45,000,000.00	300.00	0.00	
07/05/11	07/05/11	SOCIETE GENERALE NA COMM PAPER -- 0.000% 07/05/2011	83365SU50	50,000,000.00	50,000,000.00	0.00	50,000,000.00	611.11	0.00	
07/05/11	07/05/11	SOCIETE GENERALE NA COMM PAPER -- 0.000% 07/05/2011	83365SU50	50,000,000.00	50,000,000.00	0.00	50,000,000.00	611.11	0.00	



Managed Account Security Transactions & Interest

For the Month Ending **July 31, 2011**

SAN BERNARDINO COUNTY - 76990800

Transaction Type		Security Description	CUSIP	Par	Principal Proceeds	Accrued Interest	Total	Realized G/L Cost	Realized G/L Amort Cost	Sale Method
Trade	Settle									
MATURITY										
07/05/11	07/05/11	SOCIETE GENERALE NA COMM PAPER -- 0.000% 07/05/2011	83365SU50	50,000,000.00	50,000,000.00	0.00	50,000,000.00	611.11	0.00	
07/05/11	07/05/11	SOCIETE GENERALE NA COMM PAPER -- 0.000% 07/05/2011	83365SU50	50,000,000.00	50,000,000.00	0.00	50,000,000.00	611.11	0.00	
07/05/11	07/05/11	BARCLAYS US FUNDING LLC COMM PAPER -- 0.000% 07/05/2011	06737JU52	50,000,000.00	50,000,000.00	0.00	50,000,000.00	333.33	0.00	
07/06/11	07/06/11	US BANK NA COMM PAPER -- 0.000% 07/06/2011	9033E1U69	50,000,000.00	50,000,000.00	0.00	50,000,000.00	583.33	0.00	
07/06/11	07/06/11	US BANK NA COMM PAPER -- 0.000% 07/06/2011	9033E1U69	50,000,000.00	50,000,000.00	0.00	50,000,000.00	583.33	0.00	
07/06/11	07/06/11	BARCLAYS US FUNDING LLC COMM PAPER -- 0.000% 07/06/2011	06737JU60	50,000,000.00	50,000,000.00	0.00	50,000,000.00	83.33	0.00	
07/06/11	07/06/11	BARCLAYS US FUNDING LLC COMM PAPER -- 0.000% 07/06/2011	06737JU60	35,000,000.00	35,000,000.00	0.00	35,000,000.00	58.33	0.00	
07/06/11	07/06/11	SOCIETE GENERALE NA COMM PAPER -- 0.000% 07/06/2011	83365SU68	50,000,000.00	50,000,000.00	0.00	50,000,000.00	138.89	0.00	
07/06/11	07/06/11	SOCIETE GENERALE NA COMM PAPER -- 0.000% 07/06/2011	83365SU68	50,000,000.00	50,000,000.00	0.00	50,000,000.00	138.89	0.00	
07/06/11	07/06/11	SOCIETE GENERALE NA COMM PAPER -- 0.000% 07/06/2011	83365SU68	50,000,000.00	50,000,000.00	0.00	50,000,000.00	138.89	0.00	
07/06/11	07/06/11	SOCIETE GENERALE NA COMM PAPER -- 0.000% 07/06/2011	83365SU68	45,000,000.00	45,000,000.00	0.00	45,000,000.00	125.00	0.00	
07/06/11	07/06/11	CREDIT AGRICOLE NA COMM PAPER -- 0.000% 07/06/2011	22532CU69	50,000,000.00	50,000,000.00	0.00	50,000,000.00	152.78	0.00	
07/06/11	07/06/11	CREDIT AGRICOLE NA COMM PAPER -- 0.000% 07/06/2011	22532CU69	45,000,000.00	45,000,000.00	0.00	45,000,000.00	137.50	0.00	



Managed Account Security Transactions & Interest

For the Month Ending **July 31, 2011**

SAN BERNARDINO COUNTY - 76990800

Transaction Type	Trade	Settle	Security Description	CUSIP	Par	Principal Proceeds	Accrued Interest	Total	Realized G/L Cost	Realized G/L Amort Cost	Sale Method
MATURITY											
	07/06/11	07/06/11	CREDIT AGRICOLE NA COMM PAPER -- 0.000% 07/06/2011	22532CU69	50,000,000.00	50,000,000.00	0.00	50,000,000.00	152.78	0.00	
	07/06/11	07/06/11	CREDIT AGRICOLE NA COMM PAPER -- 0.000% 07/06/2011	22532CU69	50,000,000.00	50,000,000.00	0.00	50,000,000.00	152.78	0.00	
	07/07/11	07/07/11	SOCIETE GENERALE NA COMM PAPER -- 0.000% 07/07/2011	83365SU76	50,000,000.00	50,000,000.00	0.00	50,000,000.00	152.78	0.00	
	07/07/11	07/07/11	SOCIETE GENERALE NA COMM PAPER -- 0.000% 07/07/2011	83365SU76	50,000,000.00	50,000,000.00	0.00	50,000,000.00	152.78	0.00	
	07/07/11	07/07/11	SOCIETE GENERALE NA COMM PAPER -- 0.000% 07/07/2011	83365SU76	50,000,000.00	50,000,000.00	0.00	50,000,000.00	152.78	0.00	
	07/07/11	07/07/11	SOCIETE GENERALE NA COMM PAPER -- 0.000% 07/07/2011	83365SU76	25,000,000.00	25,000,000.00	0.00	25,000,000.00	76.39	0.00	
	07/07/11	07/07/11	CREDIT AGRICOLE NA COMM PAPER -- 0.000% 07/07/2011	22532CU77	50,000,000.00	50,000,000.00	0.00	50,000,000.00	152.78	0.00	
	07/07/11	07/07/11	CREDIT AGRICOLE NA COMM PAPER -- 0.000% 07/07/2011	22532CU77	25,000,000.00	25,000,000.00	0.00	25,000,000.00	76.39	0.00	
	07/07/11	07/07/11	CREDIT AGRICOLE NA COMM PAPER -- 0.000% 07/07/2011	22532CU77	50,000,000.00	50,000,000.00	0.00	50,000,000.00	152.78	0.00	
	07/07/11	07/07/11	CREDIT AGRICOLE NA COMM PAPER -- 0.000% 07/07/2011	22532CU77	50,000,000.00	50,000,000.00	0.00	50,000,000.00	152.78	0.00	
	07/07/11	07/07/11	BARCLAYS US FUNDING LLC COMM PAPER -- 0.000% 07/07/2011	06737JU78	50,000,000.00	50,000,000.00	0.00	50,000,000.00	83.33	0.00	
	07/07/11	07/07/11	BARCLAYS US FUNDING LLC COMM PAPER -- 0.000% 07/07/2011	06737JU78	40,000,000.00	40,000,000.00	0.00	40,000,000.00	66.67	0.00	
	07/08/11	07/08/11	SOCIETE GENERALE NA COMM PAPER -- 0.000% 07/08/2011	83365SU84	50,000,000.00	50,000,000.00	0.00	50,000,000.00	152.78	0.00	
	07/08/11	07/08/11	SOCIETE GENERALE NA COMM PAPER -- 0.000% 07/08/2011	83365SU84	50,000,000.00	50,000,000.00	0.00	50,000,000.00	152.78	0.00	



Managed Account Security Transactions & Interest

For the Month Ending **July 31, 2011**

SAN BERNARDINO COUNTY - 76990800

Transaction Type	Trade	Settle	Security Description	CUSIP	Par	Principal Proceeds	Accrued Interest	Total	Realized G/L Cost	Realized G/L Amort Cost	Sale Method
MATURITY											
	07/08/11	07/08/11	SOCIETE GENERALE NA COMM PAPER -- 0.000% 07/08/2011	83365SU84	50,000,000.00	50,000,000.00	0.00	50,000,000.00	152.78	0.00	
	07/08/11	07/08/11	SOCIETE GENERALE NA COMM PAPER -- 0.000% 07/08/2011	83365SU84	25,000,000.00	25,000,000.00	0.00	25,000,000.00	76.39	0.00	
	07/08/11	07/08/11	CREDIT AGRICOLE NA COMM PAPER -- 0.000% 07/08/2011	22532CU85	50,000,000.00	50,000,000.00	0.00	50,000,000.00	152.78	0.00	
	07/08/11	07/08/11	CREDIT AGRICOLE NA COMM PAPER -- 0.000% 07/08/2011	22532CU85	50,000,000.00	50,000,000.00	0.00	50,000,000.00	152.78	0.00	
	07/08/11	07/08/11	CREDIT AGRICOLE NA COMM PAPER -- 0.000% 07/08/2011	22532CU85	50,000,000.00	50,000,000.00	0.00	50,000,000.00	152.78	0.00	
	07/08/11	07/08/11	CREDIT AGRICOLE NA COMM PAPER -- 0.000% 07/08/2011	22532CU85	25,000,000.00	25,000,000.00	0.00	25,000,000.00	76.39	0.00	
	07/08/11	07/08/11	BARCLAYS US FUNDING LLC COMM PAPER -- 0.000% 07/08/2011	06737JU86	50,000,000.00	50,000,000.00	0.00	50,000,000.00	83.33	0.00	
	07/08/11	07/08/11	BARCLAYS US FUNDING LLC COMM PAPER -- 0.000% 07/08/2011	06737JU86	50,000,000.00	50,000,000.00	0.00	50,000,000.00	83.33	0.00	
	07/11/11	07/11/11	CREDIT AGRICOLE NA COMM PAPER -- 0.000% 07/11/2011	22532CUB8	50,000,000.00	50,000,000.00	0.00	50,000,000.00	458.33	0.00	
	07/11/11	07/11/11	CREDIT AGRICOLE NA COMM PAPER -- 0.000% 07/11/2011	22532CUB8	30,000,000.00	30,000,000.00	0.00	30,000,000.00	275.00	0.00	
	07/11/11	07/11/11	CREDIT AGRICOLE NA COMM PAPER -- 0.000% 07/11/2011	22532CUB8	50,000,000.00	50,000,000.00	0.00	50,000,000.00	458.33	0.00	
	07/11/11	07/11/11	CREDIT AGRICOLE NA COMM PAPER -- 0.000% 07/11/2011	22532CUB8	50,000,000.00	50,000,000.00	0.00	50,000,000.00	458.33	0.00	
	07/11/11	07/11/11	SOCIETE GENERALE NA COMM PAPER -- 0.000% 07/11/2011	83365SUB7	50,000,000.00	50,000,000.00	0.00	50,000,000.00	458.33	0.00	



Managed Account Security Transactions & Interest

For the Month Ending **July 31, 2011**

SAN BERNARDINO COUNTY - 76990800

Transaction Type	Trade	Settle	Security Description	CUSIP	Par	Principal Proceeds	Accrued Interest	Total	Realized G/L Cost	Realized G/L Amort Cost	Sale Method
MATURITY											
	07/11/11	07/11/11	SOCIETE GENERALE NA COMM PAPER -- 0.000% 07/11/2011	83365SUB7	25,000,000.00	25,000,000.00	0.00	25,000,000.00	229.17	0.00	
	07/11/11	07/11/11	SOCIETE GENERALE NA COMM PAPER -- 0.000% 07/11/2011	83365SUB7	50,000,000.00	50,000,000.00	0.00	50,000,000.00	458.33	0.00	
	07/11/11	07/11/11	SOCIETE GENERALE NA COMM PAPER -- 0.000% 07/11/2011	83365SUB7	50,000,000.00	50,000,000.00	0.00	50,000,000.00	458.33	0.00	
	07/11/11	07/11/11	FNMA DISC NOTE -- 0.000% 07/11/2011	313588HZ1	25,000,000.00	25,000,000.00	0.00	25,000,000.00	98,888.89	0.00	
	07/12/11	07/12/11	SOCIETE GENERALE NA COMM PAPER -- 0.000% 07/12/2011	83365SUC5	50,000,000.00	50,000,000.00	0.00	50,000,000.00	138.89	0.00	
	07/12/11	07/12/11	SOCIETE GENERALE NA COMM PAPER -- 0.000% 07/12/2011	83365SUC5	50,000,000.00	50,000,000.00	0.00	50,000,000.00	138.89	0.00	
	07/12/11	07/12/11	SOCIETE GENERALE NA COMM PAPER -- 0.000% 07/12/2011	83365SUC5	50,000,000.00	50,000,000.00	0.00	50,000,000.00	138.89	0.00	
	07/12/11	07/12/11	SOCIETE GENERALE NA COMM PAPER -- 0.000% 07/12/2011	83365SUC5	35,000,000.00	35,000,000.00	0.00	35,000,000.00	97.22	0.00	
	07/12/11	07/12/11	CREDIT AGRICOLE NA OMM PAPER -- 0.000% 07/12/2011	22532CUC6	35,000,000.00	35,000,000.00	0.00	35,000,000.00	106.94	0.00	
	07/12/11	07/12/11	CREDIT AGRICOLE NA OMM PAPER -- 0.000% 07/12/2011	22532CUC6	50,000,000.00	50,000,000.00	0.00	50,000,000.00	152.78	0.00	
	07/12/11	07/12/11	CREDIT AGRICOLE NA OMM PAPER -- 0.000% 07/12/2011	22532CUC6	50,000,000.00	50,000,000.00	0.00	50,000,000.00	152.78	0.00	
	07/12/11	07/12/11	CREDIT AGRICOLE NA OMM PAPER -- 0.000% 07/12/2011	22532CUC6	50,000,000.00	50,000,000.00	0.00	50,000,000.00	152.78	0.00	
	07/13/11	07/13/11	BARCLAYS US FUNDING LLC COMM PAPER -- 0.000% 07/13/2011	06737JUD5	31,000,000.00	31,000,000.00	0.00	31,000,000.00	51.67	0.00	
	07/13/11	07/13/11	SOCIETE GENERALE NA COMM PAPER -- 0.000% 07/13/2011	83365SUD3	50,000,000.00	50,000,000.00	0.00	50,000,000.00	138.89	0.00	



Managed Account Security Transactions & Interest

For the Month Ending **July 31, 2011**

SAN BERNARDINO COUNTY - 76990800

Transaction Type	Trade	Settle	Security Description	CUSIP	Par	Principal Proceeds	Accrued Interest	Total	Realized G/L Cost	Realized G/L Amort Cost	Sale Method
MATURITY											
	07/13/11	07/13/11	SOCIETE GENERALE NA COMM PAPER -- 0.000% 07/13/2011	83365SUD3	50,000,000.00	50,000,000.00	0.00	50,000,000.00	138.89	0.00	
	07/13/11	07/13/11	SOCIETE GENERALE NA COMM PAPER -- 0.000% 07/13/2011	83365SUD3	50,000,000.00	50,000,000.00	0.00	50,000,000.00	138.89	0.00	
	07/13/11	07/13/11	CREDIT AGRICOLE NA COMM PAPER -- 0.000% 07/13/2011	22532CUD4	50,000,000.00	50,000,000.00	0.00	50,000,000.00	138.89	0.00	
	07/13/11	07/13/11	CREDIT AGRICOLE NA COMM PAPER -- 0.000% 07/13/2011	22532CUD4	50,000,000.00	50,000,000.00	0.00	50,000,000.00	138.89	0.00	
	07/13/11	07/13/11	CREDIT AGRICOLE NA COMM PAPER -- 0.000% 07/13/2011	22532CUD4	50,000,000.00	50,000,000.00	0.00	50,000,000.00	138.89	0.00	
	07/14/11	07/14/11	SOCIETE GENERALE NA COMM PAPER -- 0.000% 07/14/2011	83365SUE1	50,000,000.00	50,000,000.00	0.00	50,000,000.00	138.89	0.00	
	07/14/11	07/14/11	CREDIT AGRICOLE NA COMM PAPER -- 0.000% 07/14/2011	22532CUE2	50,000,000.00	50,000,000.00	0.00	50,000,000.00	138.89	0.00	
	07/14/11	07/14/11	CREDIT AGRICOLE NA COMM PAPER -- 0.000% 07/14/2011	22532CUE2	50,000,000.00	50,000,000.00	0.00	50,000,000.00	138.89	0.00	
	07/14/11	07/14/11	CREDIT AGRICOLE NA COMM PAPER -- 0.000% 07/14/2011	22532CUE2	50,000,000.00	50,000,000.00	0.00	50,000,000.00	138.89	0.00	
	07/14/11	07/14/11	SOCIETE GENERALE NA COMM PAPER -- 0.000% 07/14/2011	83365SUE1	50,000,000.00	50,000,000.00	0.00	50,000,000.00	138.89	0.00	
	07/14/11	07/14/11	SOCIETE GENERALE NA COMM PAPER -- 0.000% 07/14/2011	83365SUE1	50,000,000.00	50,000,000.00	0.00	50,000,000.00	138.89	0.00	
	07/14/11	07/14/11	NORDEA NORTH AMERICA INC COMM PAPER -- 0.000% 07/14/2011	6555P1UE5	15,000,000.00	15,000,000.00	0.00	15,000,000.00	7,475.00	0.00	
	07/15/11	07/15/11	CREDIT AGRICOLE NA COMM PAPER -- 0.000% 07/15/2011	22532CUF9	25,000,000.00	25,000,000.00	0.00	25,000,000.00	76.39	0.00	
	07/15/11	07/15/11	CREDIT AGRICOLE NA COMM PAPER -- 0.000% 07/15/2011	22532CUF9	50,000,000.00	50,000,000.00	0.00	50,000,000.00	152.78	0.00	



Managed Account Security Transactions & Interest

For the Month Ending **July 31, 2011**

SAN BERNARDINO COUNTY - 76990800

Transaction Type		Security Description	CUSIP	Par	Principal Proceeds	Accrued Interest	Total	Realized G/L Cost	Realized G/L Amort Cost	Sale Method
Trade	Settle									
MATURITY										
07/15/11	07/15/11	CREDIT AGRICOLE NA COMM PAPER -- 0.000% 07/15/2011	22532CUF9	50,000,000.00	50,000,000.00	0.00	50,000,000.00	152.78	0.00	
07/15/11	07/15/11	SOCIETE GENERALE NA COMM PAPER -- 0.000% 07/15/2011	83365SUF8	50,000,000.00	50,000,000.00	0.00	50,000,000.00	138.89	0.00	
07/15/11	07/15/11	SOCIETE GENERALE NA COMM PAPER -- 0.000% 07/15/2011	83365SUF8	50,000,000.00	50,000,000.00	0.00	50,000,000.00	138.89	0.00	
07/15/11	07/15/11	SOCIETE GENERALE NA COMM PAPER -- 0.000% 07/15/2011	83365SUF8	25,000,000.00	25,000,000.00	0.00	25,000,000.00	69.44	0.00	
07/15/11	07/15/11	GOLDMAN SACHS GROUP INC (FDIC) GL NOTES DTD 01/21/2009 1.625% 07/15/2011	38146FAF8	25,000,000.00	25,000,000.00	0.00	25,000,000.00	68,500.00	0.00	
07/15/11	07/15/11	GOLDMAN SACHS GROUP INC (FDIC) GL NOTES DTD 01/21/2009 1.625% 07/15/2011	38146FAF8	25,000,000.00	25,000,000.00	0.00	25,000,000.00	(150,500.00)	0.00	
07/18/11	07/18/11	NORDEA NORTH AMERICA INC COMM PAPER -- 0.000% 07/18/2011	6555P1UJ4	25,000,000.00	25,000,000.00	0.00	25,000,000.00	12,222.22	0.00	
07/18/11	07/18/11	SOCIETE GENERALE NA COMM PAPER -- 0.000% 07/18/2011	83365SUJ0	50,000,000.00	50,000,000.00	0.00	50,000,000.00	416.67	0.00	
07/18/11	07/18/11	SOCIETE GENERALE NA COMM PAPER -- 0.000% 07/18/2011	83365SUJ0	50,000,000.00	50,000,000.00	0.00	50,000,000.00	416.67	0.00	
07/18/11	07/18/11	SOCIETE GENERALE NA COMM PAPER -- 0.000% 07/18/2011	83365SUJ0	25,000,000.00	25,000,000.00	0.00	25,000,000.00	208.33	0.00	
07/18/11	07/18/11	BARCLAYS US FUNDING LLC COMM PAPER -- 0.000% 07/18/2011	06737JUJ2	50,000,000.00	50,000,000.00	0.00	50,000,000.00	250.00	0.00	
07/18/11	07/18/11	BARCLAYS US FUNDING LLC COMM PAPER -- 0.000% 07/18/2011	06737JUJ2	50,000,000.00	50,000,000.00	0.00	50,000,000.00	250.00	0.00	



Managed Account Security Transactions & Interest

For the Month Ending **July 31, 2011**

SAN BERNARDINO COUNTY - 76990800

Transaction Type		Security Description	CUSIP	Par	Principal Proceeds	Accrued Interest	Total	Realized G/L Cost	Realized G/L Amort Cost	Sale Method
Trade	Settle									
MATURITY										
07/18/11	07/18/11	BARCLAYS US FUNDING LLC COMM PAPER -- 0.000% 07/18/2011	06737JUU2	1,000,000.00	1,000,000.00	0.00	1,000,000.00	5.00	0.00	
07/18/11	07/18/11	NORDEA BANK FINLAND NY CERT DEPOS DTD 04/18/2011 0.210% 07/18/2011	65557VQR5	50,000,000.00	50,000,000.00	26,541.67	50,026,541.67	0.00	0.00	
07/18/11	07/18/11	CREDIT AGRICOLE NORTH AMERICA COMM PAPER -- 0.000% 07/18/2011	22532CUJ1	50,000,000.00	50,000,000.00	0.00	50,000,000.00	458.33	0.00	
07/18/11	07/18/11	CREDIT AGRICOLE NORTH AMERICA COMM PAPER -- 0.000% 07/18/2011	22532CUJ1	50,000,000.00	50,000,000.00	0.00	50,000,000.00	458.33	0.00	
07/18/11	07/18/11	CREDIT AGRICOLE NORTH AMERICA COMM PAPER -- 0.000% 07/18/2011	22532CUJ1	25,000,000.00	25,000,000.00	0.00	25,000,000.00	229.17	0.00	
07/19/11	07/19/11	CREDIT AGRICOLE NA COMM PAPER -- 0.000% 07/19/2011	22532CUK8	50,000,000.00	50,000,000.00	0.00	50,000,000.00	138.89	0.00	
07/19/11	07/19/11	CREDIT AGRICOLE NA COMM PAPER -- 0.000% 07/19/2011	22532CUK8	50,000,000.00	50,000,000.00	0.00	50,000,000.00	138.89	0.00	
07/19/11	07/19/11	CREDIT AGRICOLE NA COMM PAPER -- 0.000% 07/19/2011	22532CUK8	50,000,000.00	50,000,000.00	0.00	50,000,000.00	138.89	0.00	
07/19/11	07/19/11	SOCIETE GENERALE NA COMM PAPER -- 0.000% 07/19/2011	83365SUK7	50,000,000.00	50,000,000.00	0.00	50,000,000.00	138.89	0.00	
07/19/11	07/19/11	SOCIETE GENERALE NA COMM PAPER -- 0.000% 07/19/2011	83365SUK7	50,000,000.00	50,000,000.00	0.00	50,000,000.00	138.89	0.00	
07/19/11	07/19/11	SOCIETE GENERALE NA COMM PAPER -- 0.000% 07/19/2011	83365SUK7	50,000,000.00	50,000,000.00	0.00	50,000,000.00	138.89	0.00	
07/19/11	07/19/11	BARCLAYS US FUNDING LLC COMM PAPER -- 0.000% 07/19/2011	06737JUK9	10,000,000.00	10,000,000.00	0.00	10,000,000.00	16.67	0.00	



Managed Account Security Transactions & Interest

For the Month Ending **July 31, 2011**

SAN BERNARDINO COUNTY - 76990800

Transaction Type	Trade	Settle	Security Description	CUSIP	Par	Principal Proceeds	Accrued Interest	Total	Realized G/L Cost	Realized G/L Amort Cost	Sale Method
MATURITY											
	07/19/11	07/19/11	BARCLAYS US FUNDING LLC COMM PAPER -- 0.000% 07/19/2011	06737JUK9	50,000,000.00	50,000,000.00	0.00	50,000,000.00	83.33	0.00	
	07/19/11	07/19/11	BARCLAYS US FUNDING LLC COMM PAPER -- 0.000% 07/19/2011	06737JUK9	50,000,000.00	50,000,000.00	0.00	50,000,000.00	83.33	0.00	
	07/20/11	07/20/11	CREDIT AGRICOLE NA COMM PAPER -- 0.000% 07/20/2011	22532CUL6	50,000,000.00	50,000,000.00	0.00	50,000,000.00	138.89	0.00	
	07/20/11	07/20/11	CREDIT AGRICOLE NA COMM PAPER -- 0.000% 07/20/2011	22532CUL6	50,000,000.00	50,000,000.00	0.00	50,000,000.00	138.89	0.00	
	07/20/11	07/20/11	CREDIT AGRICOLE NA COMM PAPER -- 0.000% 07/20/2011	22532CUL6	50,000,000.00	50,000,000.00	0.00	50,000,000.00	138.89	0.00	
	07/20/11	07/20/11	NORDEA BANK FINLAND NY CERT DEPOS DTD 04/21/2011 0.190% 07/20/2011	65557VRA1	25,000,000.00	25,000,000.00	11,875.00	25,011,875.00	0.00	0.00	
	07/20/11	07/20/11	SOCIETE GENERALE NA COMM PAPER -- 0.000% 07/20/2011	83365SUL5	50,000,000.00	50,000,000.00	0.00	50,000,000.00	138.89	0.00	
	07/20/11	07/20/11	SOCIETE GENERALE NA COMM PAPER -- 0.000% 07/20/2011	83365SUL5	50,000,000.00	50,000,000.00	0.00	50,000,000.00	138.89	0.00	
	07/20/11	07/20/11	SOCIETE GENERALE NA COMM PAPER -- 0.000% 07/20/2011	83365SUL5	50,000,000.00	50,000,000.00	0.00	50,000,000.00	138.89	0.00	
	07/20/11	07/20/11	BARCLAYS US FUNDING LLC COMM PAPER -- 0.000% 07/20/2011	06737JUL7	50,000,000.00	50,000,000.00	0.00	50,000,000.00	83.33	0.00	
	07/20/11	07/20/11	BARCLAYS US FUNDING LLC COMM PAPER -- 0.000% 07/20/2011	06737JUL7	50,000,000.00	50,000,000.00	0.00	50,000,000.00	83.33	0.00	
	07/21/11	07/21/11	CREDIT AGRICOLE NA COMM PAPER -- 0.000% 07/21/2011	22532CUM4	50,000,000.00	50,000,000.00	0.00	50,000,000.00	138.89	0.00	



Managed Account Security Transactions & Interest

For the Month Ending **July 31, 2011**

SAN BERNARDINO COUNTY - 76990800

Transaction Type		Security Description	CUSIP	Par	Principal Proceeds	Accrued Interest	Total	Realized G/L Cost	Realized G/L Amort Cost	Sale Method
Trade	Settle									
MATURITY										
07/21/11	07/21/11	SOCIETE GENERALE NA COMM PAPER -- 0.000% 07/21/2011	83365SUM3	50,000,000.00	50,000,000.00	0.00	50,000,000.00	138.89	0.00	
07/21/11	07/21/11	SOCIETE GENERALE NA COMM PAPER -- 0.000% 07/21/2011	83365SUM3	50,000,000.00	50,000,000.00	0.00	50,000,000.00	138.89	0.00	
07/21/11	07/21/11	SOCIETE GENERALE NA COMM PAPER -- 0.000% 07/21/2011	83365SUM3	50,000,000.00	50,000,000.00	0.00	50,000,000.00	138.89	0.00	
07/21/11	07/21/11	CREDIT AGRICOLE NA COMM PAPER -- 0.000% 07/21/2011	22532CUM4	50,000,000.00	50,000,000.00	0.00	50,000,000.00	138.89	0.00	
07/21/11	07/21/11	CREDIT AGRICOLE NA COMM PAPER -- 0.000% 07/21/2011	22532CUM4	50,000,000.00	50,000,000.00	0.00	50,000,000.00	138.89	0.00	
07/21/11	07/21/11	BARCLAYS US FUNDING LLC COMM PAPER -- 0.000% 07/21/2011	06737JUM5	25,000,000.00	25,000,000.00	0.00	25,000,000.00	41.67	0.00	
07/21/11	07/21/11	BARCLAYS US FUNDING LLC COMM PAPER -- 0.000% 07/21/2011	06737JUM5	50,000,000.00	50,000,000.00	0.00	50,000,000.00	83.33	0.00	
07/21/11	07/21/11	BARCLAYS US FUNDING LLC COMM PAPER -- 0.000% 07/21/2011	06737JUM5	50,000,000.00	50,000,000.00	0.00	50,000,000.00	83.33	0.00	
07/22/11	07/22/11	CREDIT AGRICOLE NA COMM PAPER -- 0.000% 07/22/2011	22532CUN2	50,000,000.00	50,000,000.00	0.00	50,000,000.00	152.78	0.00	
07/22/11	07/22/11	CREDIT AGRICOLE NA COMM PAPER -- 0.000% 07/22/2011	22532CUN2	50,000,000.00	50,000,000.00	0.00	50,000,000.00	152.78	0.00	
07/22/11	07/22/11	CREDIT AGRICOLE NA COMM PAPER -- 0.000% 07/22/2011	22532CUN2	50,000,000.00	50,000,000.00	0.00	50,000,000.00	152.78	0.00	
07/22/11	07/22/11	SOCIETE GENERALE NA COMM PAPER -- 0.000% 07/22/2011	83365SUN1	50,000,000.00	50,000,000.00	0.00	50,000,000.00	138.89	0.00	
07/22/11	07/22/11	SOCIETE GENERALE NA COMM PAPER -- 0.000% 07/22/2011	83365SUN1	50,000,000.00	50,000,000.00	0.00	50,000,000.00	138.89	0.00	



Managed Account Security Transactions & Interest

For the Month Ending **July 31, 2011**

SAN BERNARDINO COUNTY - 76990800

Transaction Type		Security Description	CUSIP	Par	Principal Proceeds	Accrued Interest	Total	Realized G/L Cost	Realized G/L Amort Cost	Sale Method
Trade	Settle									
MATURITY										
07/22/11	07/22/11	SOCIETE GENERALE NA COMM PAPER -- 0.000% 07/22/2011	83365SUN1	50,000,000.00	50,000,000.00	0.00	50,000,000.00	138.89	0.00	
07/22/11	07/22/11	BARCLAYS US FUNDING LLC COMM PAPER -- 0.000% 07/22/2011	06737JUN3	50,000,000.00	50,000,000.00	0.00	50,000,000.00	83.33	0.00	
07/22/11	07/22/11	BARCLAYS US FUNDING LLC COMM PAPER -- 0.000% 07/22/2011	06737JUN3	50,000,000.00	50,000,000.00	0.00	50,000,000.00	83.33	0.00	
07/22/11	07/22/11	BARCLAYS US FUNDING LLC COMM PAPER -- 0.000% 07/22/2011	06737JUN3	20,000,000.00	20,000,000.00	0.00	20,000,000.00	33.33	0.00	
07/25/11	07/25/11	CREDIT AGRICOLE NA COMM PAPER -- 0.000% 07/25/2011	22532CUR3	50,000,000.00	50,000,000.00	0.00	50,000,000.00	458.33	0.00	
07/25/11	07/25/11	CREDIT AGRICOLE NA COMM PAPER -- 0.000% 07/25/2011	22532CUR3	50,000,000.00	50,000,000.00	0.00	50,000,000.00	458.33	0.00	
07/25/11	07/25/11	CREDIT AGRICOLE NA COMM PAPER -- 0.000% 07/25/2011	22532CUR3	50,000,000.00	50,000,000.00	0.00	50,000,000.00	458.33	0.00	
07/25/11	07/25/11	BARCLAYS US FUNDING LLC COMM PAPER -- 0.000% 07/25/2011	06737JUR4	50,000,000.00	50,000,000.00	0.00	50,000,000.00	250.00	0.00	
07/25/11	07/25/11	BARCLAYS US FUNDING LLC COMM PAPER -- 0.000% 07/25/2011	06737JUR4	20,000,000.00	20,000,000.00	0.00	20,000,000.00	100.00	0.00	
07/25/11	07/25/11	SOCIETE GENERALE NA COMM PAPER -- 0.000% 07/25/2011	83365SUR2	50,000,000.00	50,000,000.00	0.00	50,000,000.00	416.67	0.00	
07/25/11	07/25/11	SOCIETE GENERALE NA COMM PAPER -- 0.000% 07/25/2011	83365SUR2	50,000,000.00	50,000,000.00	0.00	50,000,000.00	416.67	0.00	
07/25/11	07/25/11	SOCIETE GENERALE NA COMM PAPER -- 0.000% 07/25/2011	83365SUR2	50,000,000.00	50,000,000.00	0.00	50,000,000.00	416.67	0.00	



Managed Account Security Transactions & Interest

For the Month Ending **July 31, 2011**

SAN BERNARDINO COUNTY - 76990800

Transaction Type		Security Description	CUSIP	Par	Principal Proceeds	Accrued Interest	Total	Realized G/L Cost	Realized G/L Amort Cost	Sale Method
Trade	Settle									
MATURITY										
07/26/11	07/26/11	CREDIT AGRICOLE NA COMM PAPER -- 0.000% 07/26/2011	22532CUS1	50,000,000.00	50,000,000.00	0.00	50,000,000.00	152.78	0.00	
07/26/11	07/26/11	BARCLAYS US FUNDING LLC COMM PAPER DTD 07/25/2011 0.000% 07/26/2011	06737JUS2	50,000,000.00	50,000,000.00	0.00	50,000,000.00	83.33	0.00	
07/26/11	07/26/11	BARCLAYS US FUNDING LLC COMM PAPER DTD 07/25/2011 0.000% 07/26/2011	06737JUS2	5,000,000.00	5,000,000.00	0.00	5,000,000.00	8.33	0.00	
07/26/11	07/26/11	CREDIT AGRICOLE NA COMM PAPER -- 0.000% 07/26/2011	22532CUS1	50,000,000.00	50,000,000.00	0.00	50,000,000.00	152.78	0.00	
07/26/11	07/26/11	CREDIT AGRICOLE NA COMM PAPER -- 0.000% 07/26/2011	22532CUS1	50,000,000.00	50,000,000.00	0.00	50,000,000.00	152.78	0.00	
07/26/11	07/26/11	SOCIETE GENERALE NA COMM PAPER -- 0.000% 07/26/2011	83365SUS0	50,000,000.00	50,000,000.00	0.00	50,000,000.00	138.89	0.00	
07/26/11	07/26/11	SOCIETE GENERALE NA COMM PAPER -- 0.000% 07/26/2011	83365SUS0	50,000,000.00	50,000,000.00	0.00	50,000,000.00	138.89	0.00	
07/26/11	07/26/11	SOCIETE GENERALE NA COMM PAPER -- 0.000% 07/26/2011	83365SUS0	50,000,000.00	50,000,000.00	0.00	50,000,000.00	138.89	0.00	
07/27/11	07/27/11	CREDIT AGRICOLE NA COMM PAPER -- 0.000% 07/27/2011	22532CUT9	50,000,000.00	50,000,000.00	0.00	50,000,000.00	152.78	0.00	
07/27/11	07/27/11	CREDIT AGRICOLE NA COMM PAPER -- 0.000% 07/27/2011	22532CUT9	50,000,000.00	50,000,000.00	0.00	50,000,000.00	152.78	0.00	
07/27/11	07/27/11	CREDIT AGRICOLE NA COMM PAPER -- 0.000% 07/27/2011	22532CUT9	50,000,000.00	50,000,000.00	0.00	50,000,000.00	152.78	0.00	
07/27/11	07/27/11	FHLB GLOBAL BONDS DTD 06/12/2009 1.625% 07/27/2011	3133TXH4	11,100,000.00	11,100,000.00	0.00	11,100,000.00	(129,392.70)	0.00	
07/27/11	07/27/11	BARCLAYS US FUNDING LLC COMM PAPER -- 0.000% 07/27/2011	06737JUT0	50,000,000.00	50,000,000.00	0.00	50,000,000.00	83.33	0.00	



Managed Account Security Transactions & Interest

For the Month Ending **July 31, 2011**

SAN BERNARDINO COUNTY - 76990800

Transaction Type		Security Description	CUSIP	Par	Principal Proceeds	Accrued Interest	Total	Realized G/L Cost	Realized G/L Amort Cost	Sale Method
Trade	Settle									
MATURITY										
07/27/11	07/27/11	BARCLAYS US FUNDING LLC COMM PAPER -- 0.000% 07/27/2011	06737JUT0	5,000,000.00	5,000,000.00	0.00	5,000,000.00	8.33	0.00	
07/27/11	07/27/11	SOCIETE GENERALE NA COMM PAPER -- 0.000% 07/27/2011	83365SUT8	50,000,000.00	50,000,000.00	0.00	50,000,000.00	138.89	0.00	
07/27/11	07/27/11	SOCIETE GENERALE NA COMM PAPER -- 0.000% 07/27/2011	83365SUT8	50,000,000.00	50,000,000.00	0.00	50,000,000.00	138.89	0.00	
07/27/11	07/27/11	SOCIETE GENERALE NA COMM PAPER -- 0.000% 07/27/2011	83365SUT8	50,000,000.00	50,000,000.00	0.00	50,000,000.00	138.89	0.00	
07/28/11	07/28/11	SOCIETE GENERALE NA COMM PAPER -- 0.000% 07/28/2011	83365SUU5	50,000,000.00	50,000,000.00	0.00	50,000,000.00	138.89	0.00	
07/28/11	07/28/11	CREDIT AGRICOLE NA COMM PAPER -- 0.000% 07/28/2011	22532CUU6	50,000,000.00	50,000,000.00	0.00	50,000,000.00	166.67	0.00	
07/28/11	07/28/11	CREDIT AGRICOLE NA COMM PAPER -- 0.000% 07/28/2011	22532CUU6	50,000,000.00	50,000,000.00	0.00	50,000,000.00	166.67	0.00	
07/28/11	07/28/11	CREDIT AGRICOLE NA COMM PAPER -- 0.000% 07/28/2011	22532CUU6	50,000,000.00	50,000,000.00	0.00	50,000,000.00	166.67	0.00	
07/28/11	07/28/11	SOCIETE GENERALE NA COMM PAPER -- 0.000% 07/28/2011	83365SUU5	50,000,000.00	50,000,000.00	0.00	50,000,000.00	138.89	0.00	
07/28/11	07/28/11	SOCIETE GENERALE NA COMM PAPER -- 0.000% 07/28/2011	83365SUU5	50,000,000.00	50,000,000.00	0.00	50,000,000.00	138.89	0.00	
07/28/11	07/28/11	BARCLAYS US FUNDING LLC COMM PAPER -- 0.000% 07/28/2011	06737JUU7	50,000,000.00	50,000,000.00	0.00	50,000,000.00	111.11	0.00	
07/28/11	07/28/11	BARCLAYS US FUNDING LLC COMM PAPER -- 0.000% 07/28/2011	06737JUU7	25,000,000.00	25,000,000.00	0.00	25,000,000.00	55.56	0.00	
07/29/11	07/29/11	CREDIT AGRICOLE NA COMM PAPER -- 0.000% 07/29/2011	22532CUV4	50,000,000.00	50,000,000.00	0.00	50,000,000.00	166.67	0.00	



Managed Account Security Transactions & Interest

For the Month Ending **July 31, 2011**

SAN BERNARDINO COUNTY - 76990800

Transaction Type		Security Description	CUSIP	Par	Principal Proceeds	Accrued Interest	Total	Realized G/L Cost	Realized G/L Amort Cost	Sale Method
Trade	Settle									
MATURITY										
07/29/11	07/29/11	CREDIT AGRICOLE NA COMM PAPER -- 0.000% 07/29/2011	22532CUV4	50,000,000.00	50,000,000.00	0.00	50,000,000.00	166.67	0.00	
07/29/11	07/29/11	CREDIT AGRICOLE NA COMM PAPER -- 0.000% 07/29/2011	22532CUV4	50,000,000.00	50,000,000.00	0.00	50,000,000.00	166.67	0.00	
07/29/11	07/29/11	BARCLAYS US FUNDING LLC COMM PAPER -- 0.000% 07/29/2011	06737JUV5	50,000,000.00	50,000,000.00	0.00	50,000,000.00	111.11	0.00	
07/29/11	07/29/11	FNMA NOTES (CALLED, OMD 7/29/2013) DTD 07/29/2010 1.250% 07/29/2011	31398AZ47	3,175,000.00	3,175,000.00	0.00	3,175,000.00	0.00	0.00	
07/29/11	07/29/11	FNMA NOTES (CALLED, OMD 7/29/2013) DTD 07/29/2010 1.250% 07/29/2011	31398AZ47	25,000,000.00	25,000,000.00	0.00	25,000,000.00	15,250.00	0.00	
07/29/11	07/29/11	FNMA NOTES (CALLED, OMD 7/29/2013) DTD 07/29/2010 1.250% 07/29/2011	31398AZ47	50,000,000.00	50,000,000.00	0.00	50,000,000.00	30,500.00	0.00	
07/29/11	07/29/11	BARCLAYS US FUNDING LLC COMM PAPER -- 0.000% 07/29/2011	06737JUV5	15,000,000.00	15,000,000.00	0.00	15,000,000.00	33.33	0.00	
07/29/11	07/29/11	SOCIETE GENERALE NA COMM PAPER -- 0.000% 07/29/2011	83365SUV3	50,000,000.00	50,000,000.00	0.00	50,000,000.00	152.78	0.00	
07/29/11	07/29/11	SOCIETE GENERALE NA COMM PAPER -- 0.000% 07/29/2011	83365SUV3	50,000,000.00	50,000,000.00	0.00	50,000,000.00	152.78	0.00	
07/29/11	07/29/11	SOCIETE GENERALE NA COMM PAPER -- 0.000% 07/29/2011	83365SUV3	50,000,000.00	50,000,000.00	0.00	50,000,000.00	152.78	0.00	
07/31/11	07/31/11	US TREASURY NOTES DTD 07/31/2006 4.875% 07/31/2011	912828FNS	25,000,000.00	25,000,000.00	0.00	25,000,000.00	(1,906,250.00)	0.00	
Transaction Type Sub-Total				8,336,275,000.00	8,336,275,000.00	111,368.07	8,336,386,368.07	(1,901,165.11)	0.00	

SELL



Managed Account Security Transactions & Interest

For the Month Ending **July 31, 2011**

SAN BERNARDINO COUNTY - 76990800

Transaction Type		Security Description	CUSIP	Par	Principal Proceeds	Accrued Interest	Total	Realized G/L Cost	Realized G/L Amort Cost	Sale Method
Trade	Settle									
SELL										
07/29/11	07/29/11	FEDERATED GOVT OBLIGATIONS FUND	60934N104	23,000,000.00	23,000,000.00	0.00	23,000,000.00	0.00	0.00	FIFO
07/29/11	07/29/11	FEDERATED GOVT OBLIGATIONS FUND	60934N104	1,000,000.00	1,000,000.00	0.00	1,000,000.00	0.00	0.00	FIFO
Transaction Type Sub-Total				24,000,000.00	24,000,000.00	0.00	24,000,000.00	0.00	0.00	
Managed Account Sub-Total					(6,581,267.17)	4,155,107.98	(2,426,159.19)	(1,901,165.11)	0.00	
Total Security Transactions					(\$6,581,267.17)	\$4,155,107.98	(\$2,426,159.19)	(\$1,901,165.11)	\$0.00	

Bolded items are forward settling trades.