



Customer Service
PO Box 11813
Harrisburg, PA 17108-1813

ACCOUNT STATEMENT

For the Month Ending
August 31, 2018

SAN BERNARDINO COUNTY

Client Management Team

Kenneth Schiebel, CFA

Managing Director
213 Market Street
Harrisburg, PA 17101-2141
717-232-2723
schiebelk@pfm.com

Danny A. Nelson

Senior Managing Consultant
222 North LaSalle, Suite 910
Chicago, IL 60601
312-523-2434
nelsond@pfm.com

Contents

Cover/Disclosures
Summary Statement
Individual Accounts

Accounts included in Statement

76990800 SAN BERNARDINO COUNTY

SAN BERNARDINO COUNTY
PARTH BHATT
268 WEST HOSPITALITY LANE
FIRST FLOOR
SAN BERNARDINO, CA 92415-0360

Online Access www.pfm.com

Customer Service 1-717-232-2723



Important Disclosures

Important Disclosures

This statement is for general information purposes only and is not intended to provide specific advice or recommendations. PFM Asset Management LLC ("PFM") is an investment advisor registered with the Securities and Exchange Commission, and is required to maintain a written disclosure statement of our background and business experience. If you would like to receive a copy of our current disclosure statement, please contact Service Operations at the address below.

Proxy Voting PFM does not normally receive proxies to vote on behalf of its clients. However, it does on occasion receive consent requests. In the event a consent request is received the portfolio manager contacts the client and then proceeds according to their instructions. PFM's Proxy Voting Policy is available upon request by contacting Service Operations at the address below.

Questions About an Account PFM's monthly statement is intended to detail our investment advisory activity as well as the activity of any accounts held by clients in pools that are managed by PFM. The custodian bank maintains the control of assets and executes (i.e., settles) all investment transactions. The custodian statement is the official record of security and cash holdings and transactions. PFM recognizes that clients may use these reports to facilitate record keeping and that the custodian bank statement and the PFM statement should be reconciled and differences resolved. Many custodians use a settlement date basis which may result in the need to reconcile due to a timing difference.

Account Control PFM does not have the authority to withdraw funds from or deposit funds to the custodian. Our clients retain responsibility for their internal accounting policies; implementing and enforcing internal controls and generating ledger entries or otherwise recording transactions.

Market Value Generally, PFM's market prices are derived from closing bid prices as of the last business day of the month as supplied by ICE Data Services or Bloomberg. Where prices are not available from generally recognized sources the securities are priced using a yield-based matrix system to arrive at an estimated market value. Prices that fall between data points are interpolated. Non-negotiable FDIC-insured bank certificates of deposit are priced at par. Although PFM believes the prices to be reliable, the values of the securities do not always represent the prices at which the securities could have been bought or sold. Explanation of the valuation methods for money market and TERM funds is contained in the appropriate fund information statement.

Amortized Cost The original cost of the principal of the security is adjusted for the amount of the periodic reduction of any discount or premium from the purchase date until the date of the report. Discount or premium with respect to short term securities (those with less than one year to maturity at time of issuance) is amortized on a straightline basis. Such discount or premium with respect to longer term securities is amortized using the constant yield basis.

Tax Reporting Cost data and realized gains / losses are provided for informational purposes only. Please review for accuracy and consult your tax advisor to determine the tax consequences of your security transactions. PFM does not report such information to the IRS or other taxing authorities and is not responsible for the accuracy of such information that may be required to be reported to federal, state or other taxing authorities.

Financial Situation In order to better serve you, PFM should be promptly notified of any material change in your investment objective or financial situation.

Callable Securities Securities subject to redemption prior to maturity may be redeemed in whole or in part before maturity, which could affect the yield represented.

Portfolio The securities in this portfolio, including shares of mutual funds, are not guaranteed or otherwise protected by PFM, the FDIC (except for certain non-negotiable certificates of deposit) or any government agency. Investment in securities involves risks, including the possible loss of the amount invested. Actual settlement values, accrued interest, and amortized cost amounts may vary for securities subject to an adjustable interest rate or subject to principal paydowns. Any changes to the values shown may be reflected within the next monthly statement's beginning values.

Rating Information provided for ratings is based upon a good faith inquiry of selected sources, but its accuracy and completeness cannot be guaranteed. Shares of some money market and TERM funds are marketed through representatives of PFM's wholly owned subsidiary, PFM Fund Distributors, Inc. PFM Fund Distributors, Inc. is registered with the SEC as a broker/dealer and is a member of the Financial Industry Regulatory Authority ("FINRA") and the Municipal Securities Rulemaking Board ("MSRB"). You may reach the FINRA by calling the FINRA Regulator Public Disclosure Hotline at 1-888-289-9999 or at the FINRA Regulation Internet website address www.nasdr.com. A brochure describing the FINRA Regulation Public Disclosure Program is also available from the FINRA upon request.

Key Terms and Definitions

Dividends on money market funds consist of interest earned, plus any discount ratably amortized to the date of maturity, plus all realized gains and losses on the sale of securities prior to maturity, less ratable amortization of any premium and all accrued expenses to the fund. Dividends are accrued daily and may be paid either monthly or quarterly. The monthly earnings on this statement represent the estimated dividend accrued for the month for any program that distributes earnings on a quarterly basis. There is no guarantee that the estimated amount will be paid on the actual distribution date.

Current Yield is the net change, exclusive of capital changes and income other than investment income, in the value of a hypothetical fund account with a balance of one share over the seven-day base period including the statement date, expressed as a percentage of the value of one share (normally \$1.00 per share) at the beginning of the seven-day period. This resulting net change in account value is then annualized by multiplying it by

365 and dividing the result by 7. The yields quoted should not be considered a representation of the yield of the fund in the future, since the yield is not fixed.

Average maturity represents the average maturity of all securities and investments of a portfolio, determined by multiplying the par or principal value of each security or investment by its maturity (days or years), summing the products, and dividing the sum by the total principal value of the portfolio. The stated maturity date of mortgage backed or callable securities are used in this statement. However the actual maturity of these securities could vary depending on the level or prepayments on the underlying mortgages or whether a callable security has or is still able to be called.

Monthly distribution yield represents the net change in the value of one share (normally \$1.00 per share) resulting from all dividends declared during the month by a fund expressed as a percentage of the value of one share at the beginning of the month. This resulting net change is then annualized by multiplying it by 365 and dividing it by the number of calendar days in the month.

YTM at Cost The yield to maturity at cost is the expected rate of return, based on the original cost, the annual interest receipts, maturity value and the time period from purchase date to maturity, stated as a percentage, on an annualized basis.

YTM at Market The yield to maturity at market is the rate of return, based on the current market value, the annual interest receipts, maturity value and the time period remaining until maturity, stated as a percentage, on an annualized basis.

Managed Account A portfolio of investments managed discretely by PFM according to the client's specific investment policy and requirements. The investments are directly owned by the client and held by the client's custodian.

Unsettled Trade A trade which has been executed however the final consummation of the security transaction and payment has not yet taken place.

Please review the detail pages of this statement carefully. If you think your statement is wrong, missing account information, or if you need more information about a transaction, please contact PFM within 60 days of receipt. If you have other concerns or questions regarding your account you should contact a member of your client management team or PFM Service Operations at the address below.

PFM Asset Management LLC
Attn: Service Operations
213 Market Street
Harrisburg, PA 17101



SAN BERNARDINO COUNTY

Consolidated Summary Statement

Account Statement
For the Month Ending **August 31, 2018**

Portfolio Summary

Portfolio Holdings	Cash Dividends and Income	Closing Market Value
PFM Managed Account	9,509,909.94	5,884,581,165.14
Cash Balance	0.00	185,067,765.63
Total	\$9,509,909.94	\$6,069,648,930.77

Investment Allocation

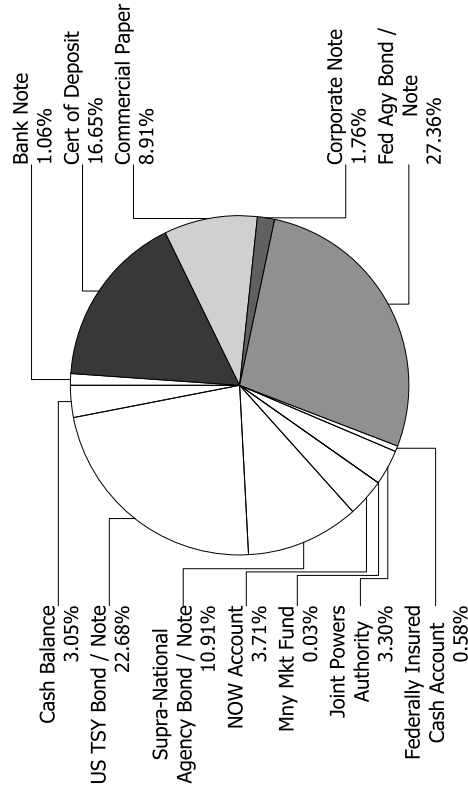
Investment Type	Closing Market Value	Percent
Bank Note	64,213,320.00	1.06
Certificate of Deposit	1,010,749,194.90	16.65
Commercial Paper	540,668,780.00	8.91
Corporate Note	106,546,556.00	1.76
Federal Agency Bond / Note	1,661,100,314.24	27.36
Federally Insured Cash Account	35,000,000.00	0.58
Joint Powers Authority	200,000,000.00	3.30
Money Market Mutual Fund	2,000,000.00	0.03
NOW Account	225,000,000.00	3.71
Supra-National Agency Bond / Note	662,241,425.00	10.91
U.S. Treasury Bond / Note	1,377,061,575.00	22.68
Cash Balance	185,067,765.63	3.05
Total	\$6,069,648,930.77	100.00%

Maturity Distribution (Fixed Income Holdings)

Portfolio Holdings	Closing Market Value	Percent
Under 30 days	1,088,976,285.63	17.95
31 to 60 days	371,577,558.50	6.12
61 to 90 days	204,690,129.00	3.37
91 to 180 days	395,155,147.40	6.51
181 days to 1 year	1,661,972,059.24	27.38
1 to 2 years	1,442,295,067.00	23.76
2 to 3 years	740,735,359.00	12.20
3 to 4 years	140,087,175.00	2.31
4 to 5 years	24,160,150.00	0.40
Over 5 years	0.00	0.00
Total	\$6,069,648,930.77	100.00%

Weighted Average Days to Maturity 366

Sector Allocation





Managed Account Summary Statement

For the Month Ending **August 31, 2018**

SAN BERNARDINO COUNTY - 76990800

Transaction Summary - Managed Account

Opening Market Value	\$6,283,288,849.76
Maturities/Calls	(2,709,000,000.00)
Principal Dispositions	0.00
Principal Acquisitions	2,302,800,123.63
Unsettled Trades	0.00
Change in Current Value	7,492,191.75
Closing Market Value	\$5,884,581,165.14

Cash Transactions Summary - Managed Account

Maturities/Calls	2,709,533,638.89
Sale Proceeds	0.00
Coupon/Interest/Dividend Income	8,038,139.60
Principal Payments	0.00
Security Purchases	(2,352,703,318.07)
Net Cash Contribution	(364,868,460.42)
Reconciling Transactions	0.00

Earnings Reconciliation (Cash Basis) - Managed Account

Interest/Dividends/Coupons Received	8,571,778.49
Less Purchased Interest Related to Interest/Coupons	0.00
Plus Net Realized Gains/Losses	938,131.45
Total Cash Basis Earnings	\$9,509,909.94

Cash Balance

Closing Cash Balance **\$0.00**

Earnings Reconciliation (Accrual Basis)

	Total
Ending Amortized Value of Securities	5,920,785,947.91
Ending Accrued Interest	18,188,061.45
Plus Proceeds from Sales	0.00
Plus Proceeds of Maturities/Calls/Principal Payments	2,709,533,638.89
Plus Coupons/Dividends Received	8,038,139.60
Less Cost of New Purchases	(2,302,800,123.63)
Less Beginning Amortized Value of Securities	(6,325,606,015.93)
Less Beginning Accrued Interest	(18,781,194.92)

Total Accrual Basis Earnings

\$9,358,453.37



Portfolio Summary and Statistics

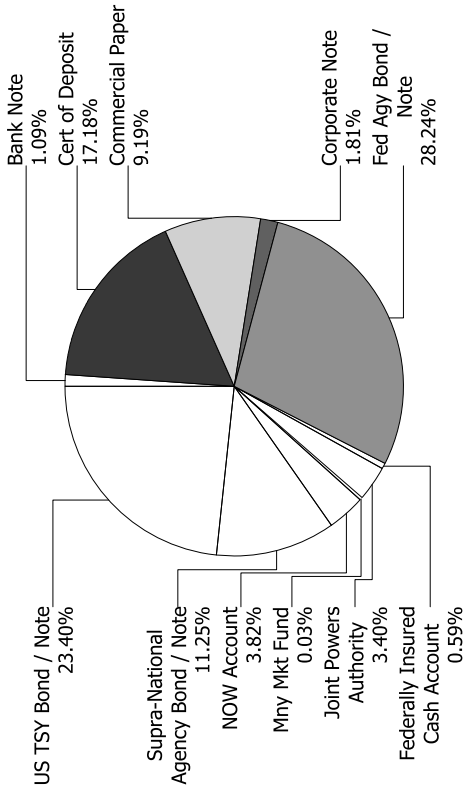
For the Month Ending **August 31, 2018**

SAN BERNARDINO COUNTY - 76990800

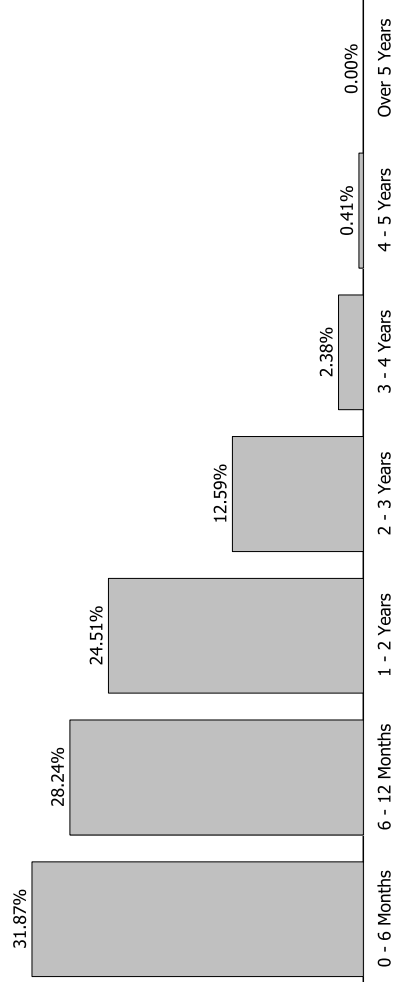
Account Summary

Description	Par Value	Market Value	Percent
U.S. Treasury Bond / Note	1,400,000,000.00	1,377,061,575.00	23.40
Supra-National Agency Bond / Note	670,000,000.00	662,241,425.00	11.25
NOW Account	225,000,000.00	225,000,000.00	3.82
Money Market Mutual Fund	2,000,000.00	2,000,000.00	0.03
Joint Powers Authority	200,000,000.00	200,000,000.00	3.40
Federally Insured Cash Account	35,000,000.00	35,000,000.00	0.59
Federal Agency Bond / Note	1,675,347,000.00	1,661,100,314.24	28.24
Corporate Note	107,000,000.00	106,546,556.00	1.81
Commercial Paper	542,000,000.00	540,668,780.00	9.19
Certificate of Deposit	1,010,700,000.00	1,010,749,194.90	17.18
Bank Note	65,000,000.00	64,213,320.00	1.09
Managed Account Sub-Total	5,932,047,000.00	5,884,581,165.14	100.00%
Accrued Interest		18,188,061.45	
Total Portfolio	5,932,047,000.00	5,902,769,226.59	

Sector Allocation



Maturity Distribution



Unsettled Trades

0.00

Characteristics

Yield to Maturity at Cost	1.89%
Yield to Maturity at Market	2.40%
Duration to Worst	1.00
Weighted Average Days to Maturity	377



SAN BERNARDINO COUNTY - 76990800

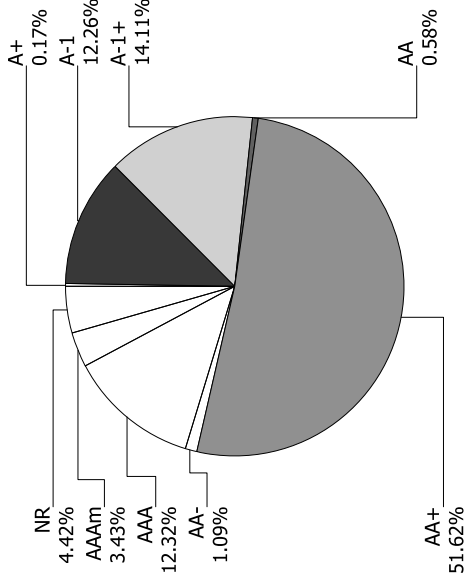
Managed Account Issuer Summary

For the Month Ending August 31, 2018

Issuer Summary

Credit Quality (S&P Ratings)

Issuer	Market Value of Holdings	Percent
AMERICAN HONDA FINANCE	49,973,150.00	0.85
BANK OF AMERICA CO	100,012,404.50	1.70
BANK OF MONTREAL	99,966,070.00	1.70
BANK OF NOVA SCOTIA	75,015,500.00	1.27
BANK OF THE WEST	225,000,000.00	3.82
BNP PARIBAS	151,818,845.00	2.58
CAMP	200,000,000.00	3.40
COMMONWEALTH BANK OF AUSTRALIA	109,959,543.50	1.87
CREDIT AGRICOLE SA	30,009,759.00	0.51
DEXIA GROUP	49,914,650.00	0.85
FANNIE MAE	397,805,515.00	6.76
FEDERAL FARM CREDIT BANKS	183,471,185.00	3.12
FEDERAL HOME LOAN BANKS	630,349,325.00	10.71
FEDERATED GOVT OBLIGATIONS FUNDS	1,000,000.00	0.02
FIDELITY TREASURY MF	1,000,000.00	0.02
FREDDIE MAC	449,474,289.24	7.64
INTER-AMERICAN DEVELOPMENT BANK	247,258,325.00	4.20
INTERNATIONAL FINANCE CORPORATION	24,687,000.00	0.42
INTL BANK OF RECONSTRUCTION AND DEV	390,296,100.00	6.63
JOHNSON & JOHNSON	2,952,147.00	0.05
JP MORGAN CHASE & CO	134,607,075.00	2.29
MICROSOFT CORP	59,537,720.00	1.01
MITSUBISHI UFJ FINANCIAL GROUP INC	89,963,310.00	1.53
NORDEA BANK AB	75,051,040.00	1.28
ROYAL BANK OF CANADA	125,083,325.00	2.13
STONECASTLE FICA	35,000,000.00	0.59
SVENSKA HANDELSBANKEN AB	120,692,575.90	2.05
SWEDBANK AB	25,012,285.00	0.43
TORONTO-DOMINION BANK	124,956,651.50	2.12
TOYOTA MOTOR CORP	74,399,150.00	1.26
UNITED STATES TREASURY	1,377,061,575.00	23.39
US BANCORP	89,206,610.50	1.52





For the Month Ending **August 31, 2018**

Managed Account Issuer Summary

SAN BERNARDINO COUNTY - 76990800

Issuer	Market Value of Holdings	Percent
WAL-MART STORES INC	34,049,289.00	0.58
WESTPAC BANKING CORP	99,996,750.00	1.70
Total	\$5,884,581,165.14	100.00%



Managed Account Detail of Securities Held

For the Month Ending August 31, 2018

SAN BERNARDINO COUNTY - 76990800

Security Type / Description	Dated Date / Coupon / Maturity	CUSIP	S&P Rating	Moody's Rating	Trade Date	Settle Date	Original Cost	YTM at Cost	Accrued Interest	Amortized Cost	Market Value
U.S. Treasury Bond / Note											
US TREASURY NOTES	DTD 02/29/2012 1.375% 02/28/2019	912828SH4	AA+	Aaa	11/18/15	11/19/15	25,046,875.00	1.32	949.59	25,007,257.25	24,890,625.00
US TREASURY NOTES	DTD 02/28/2014 1.500% 02/28/2019	912828C24	AA+	Aaa	10/27/16	10/28/16	50,607,421.88	0.97	2,071.82	50,130,284.00	49,812,500.00
US TREASURY NOTES	DTD 03/31/2014 1.625% 03/31/2019	912828C65	AA+	Aaa	11/12/15	11/13/15	25,210,937.50	1.37	170,935.79	25,036,852.50	24,904,300.00
US TREASURY NOTES	DTD 04/15/2016 0.875% 04/15/2019	912828Q52	AA+	Aaa	09/26/17	09/27/17	24,797,851.56	1.40	83,077.19	24,918,598.25	24,782,225.00
UNITED STATES TREASURY NOTES	DTD 05/31/2017 1.250% 05/31/2019	912828XS4	AA+	Aaa	06/14/17	06/15/17	24,977,539.06	1.30	79,405.74	24,991,400.00	24,792,975.00
UNITED STATES TREASURY NOTES	DTD 05/31/2017 1.250% 05/31/2019	912828XS4	AA+	Aaa	09/26/17	09/27/17	24,934,670.31	1.41	79,405.74	24,970,788.75	24,792,975.00
US TREASURY NOTES	DTD 05/31/2012 1.125% 05/31/2019	912828SX9	AA+	Aaa	03/28/17	03/29/17	49,800,781.25	1.31	142,930.33	49,931,089.50	49,541,000.00
US TREASURY NOTES	DTD 06/15/2016 0.875% 06/15/2019	912828R85	AA+	Aaa	12/20/16	12/21/16	24,660,156.25	1.43	46,618.85	24,891,079.00	24,705,075.00
US TREASURY NOTES	DTD 07/02/2012 1.000% 06/30/2019	912828TC4	AA+	Aaa	03/28/17	03/29/17	49,630,859.38	1.33	85,597.83	49,863,291.00	49,433,600.00
US TREASURY NOTES	DTD 06/30/2014 1.625% 06/30/2019	912828WS5	AA+	Aaa	06/29/17	06/30/17	50,244,140.63	1.38	139,096.47	50,101,938.50	49,671,900.00
US TREASURY NOTES	DTD 06/30/2014 1.625% 06/30/2019	912828WS5	AA+	Aaa	07/03/17	07/05/17	50,210,937.50	1.41	139,096.47	50,088,700.50	49,671,900.00
US TREASURY N/B NOTES	DTD 06/30/2017 1.250% 06/30/2019	912828XV7	AA+	Aaa	12/15/17	12/18/17	49,570,312.50	1.82	106,997.28	49,766,754.00	49,529,300.00
US TREASURY NOTES	DTD 09/15/2016 0.875% 09/15/2019	9128282G4	AA+	Aaa	09/20/17	09/21/17	24,721,679.69	1.45	101,052.99	24,853,371.00	24,590,825.00
US TREASURY NOTES	DTD 10/31/2014 1.500% 10/31/2019	912828F62	AA+	Aaa	12/20/16	12/21/16	24,968,750.00	1.54	126,358.70	24,987,186.75	24,706,050.00



Managed Account Detail of Securities Held

For the Month Ending August 31, 2018

SAN BERNARDINO COUNTY - 76990800

Security Type/Description	Dated Date/Coupon/Maturity	CUSIP	S&P Rating	Moody's Rating	Trade Date	Settle Date	Original Cost	YTM at Cost	Accrued Interest	Amortized Cost	Market Value
U.S. Treasury Bond / Note											
US TREASURY NOTES	DTD 10/31/2014 1.500% 10/31/2019	912828F62	AA+	Aaa	11/16/17	11/17/17	24,899,414.06	1.71	126,358.70	24,939,762.75	24,706,050.00
US TREASURY NOTES	DTD 11/30/2012 1.000% 11/30/2019	912828UB4	AA+	Aaa	11/10/16	11/14/16	24,900,390.63	1.13	63,524.59	24,958,835.00	24,534,175.00
US TREASURY N/B	DTD 12/15/2016 1.375% 12/15/2019	912828U73	AA+	Aaa	09/26/17	09/27/17	24,948,242.19	1.47	73,258.20	24,969,837.25	24,631,825.00
US TREASURY N/B NOTES	DTD 01/17/2017 1.375% 01/15/2020	912828V31	AA+	Aaa	01/12/18	01/16/18	49,376,953.13	2.01	89,673.91	49,570,233.50	49,212,900.00
US TREASURY NOTES	DTD 02/15/2017 1.375% 02/15/2020	912828W22	AA+	Aaa	01/12/18	01/16/18	49,337,890.63	2.03	31,759.51	49,534,874.50	49,152,350.00
US TREASURY NOTES	DTD 03/02/2015 1.375% 02/29/2020	912828J50	AA+	Aaa	02/01/17	02/02/17	24,858,398.44	1.56	949.59	24,930,176.25	24,561,525.00
US TREASURY NOTES	DTD 04/30/2015 1.375% 04/30/2020	912828K58	AA+	Aaa	01/06/17	01/09/17	49,675,781.25	1.58	231,657.61	49,835,037.50	49,007,800.00
US TREASURY NOTES	DTD 04/30/2013 1.125% 04/30/2020	912828VA5	AA+	Aaa	01/31/18	02/01/18	48,820,312.50	2.21	189,538.04	49,120,424.00	48,808,600.00
US TREASURY NOTES	DTD 05/31/2013 1.375% 05/31/2020	912828VF4	AA+	Aaa	03/28/18	03/29/18	49,009,765.63	2.31	174,692.62	49,201,216.00	48,947,250.00
US TREASURY NOTES	DTD 06/01/2015 1.500% 05/31/2020	912828XE5	AA+	Aaa	04/25/18	04/26/18	48,966,796.88	2.52	190,573.77	49,136,372.50	49,054,700.00
US TREASURY NOTES	DTD 07/01/2013 1.875% 06/30/2020	912828VJ6	AA+	Aaa	03/28/18	03/29/18	49,511,718.75	2.32	160,495.92	49,603,083.00	49,347,650.00
US TREASURY NOTES	DTD 07/01/2013 1.875% 06/30/2020	912828VJ6	AA+	Aaa	04/25/18	04/26/18	49,298,828.13	2.54	160,495.92	49,409,878.00	49,347,650.00
US TREASURY NOTES	DTD 07/31/2013 2.000% 07/31/2020	912828VP2	AA+	Aaa	04/25/18	04/26/18	49,404,296.88	2.54	86,956.52	49,495,466.00	49,421,900.00
US TREASURY NOTES	DTD 08/16/2010 2.625% 08/15/2020	912828NT3	AA+	Aaa	12/20/16	12/21/16	25,721,679.69	1.80	30,315.90	25,392,093.50	24,997,075.00



Managed Account Detail of Securities Held

For the Month Ending **August 31, 2018**

SAN BERNARDINO COUNTY - 76990800

Security Type/Description Dated Date/Coupon/Maturity	CUSIP	S&P Rating	Moody's Rating	Trade Date	Settle Date	Original Cost	YTM at Cost	Accrued Interest	Amortized Cost	Market Value
U.S. Treasury Bond / Note										
US TREASURY NOTES DTD 10/31/2013 1.750% 10/31/2020	912828WVC0	AA+	Aaa	10/25/17	10/26/17	49,996,093.75	1.75	294,836.96	49,997,213.00	49,062,500.00
US TREASURY NOTES DTD 11/30/2015 1.625% 11/30/2020	912828M98	AA+	Aaa	12/20/16	12/21/16	24,755,859.38	1.88	103,227.46	24,858,800.25	24,441,400.00
US TREASURY N/B DTD 02/29/2016 1.125% 02/28/2021	912828P87	AA+	Aaa	11/29/17	11/30/17	24,374,023.44	1.92	776.93	24,515,498.50	24,073,250.00
US TREASURY NOTES DTD 05/31/2016 1.375% 05/31/2021	912828R77	AA+	Aaa	12/20/16	12/21/16	24,334,960.94	2.00	87,346.31	24,582,143.25	24,137,700.00
US TREASURY NOTES DTD 06/02/2014 2.000% 05/31/2021	912828WN6	AA+	Aaa	12/02/16	12/05/16	50,447,265.63	1.79	254,098.36	50,277,975.00	49,099,600.00
US TREASURY N/B DTD 09/30/2016 1.125% 09/30/2021	912828T34	AA+	Aaa	11/29/17	11/30/17	24,198,242.19	2.00	118,340.16	24,351,218.50	23,842,775.00
US TREASURY NOTES DTD 12/01/2014 1.875% 11/30/2021	912828G53	AA+	Aaa	12/20/16	12/21/16	24,734,375.00	2.10	119,108.61	24,822,589.25	24,355,475.00
US TREASURY NOTES DTD 02/02/2015 1.500% 01/31/2022	912828H86	AA+	Aaa	02/15/17	02/16/17	48,779,296.88	2.02	65,217.39	49,146,548.50	48,031,250.00
US TREASURY N/B NOTES DTD 02/28/2017 1.875% 02/28/2022	912828W55	AA+	Aaa	11/29/17	11/30/17	24,823,242.19	2.05	1,294.89	24,853,646.75	24,300,775.00
US TREASURY N/B NOTES DTD 11/02/2015 1.875% 10/31/2022	912828M49	AA+	Aaa	11/29/17	11/30/17	24,739,257.81	2.10	157,948.37	24,777,701.00	24,160,150.00
Security Type Sub-Total						1,389,295,998.51	1.80	4,116,041.03	1,391,819,214.75	1,377,061,575.00
Supra-National Agency Bond / Note										
INTL BANK OF RECONSTRUCTION AND DEV NT	459058ER0	AAA	Aaa	09/30/15	10/07/15	49,915,000.00	1.06	202,777.78	49,997,283.50	49,952,050.00
INTL BK OF REC & DEV NOTE (EX-CALLABLE) DTD 04/26/2016 1.250% 04/26/2019	459058FC2	AAA	Aaa	04/21/16	04/26/16	24,947,500.00	1.32	108,506.94	24,988,405.25	24,802,675.00



Managed Account Detail of Securities Held

For the Month Ending **August 31, 2018**

SAN BERNARDINO COUNTY - 76990800

Security Type/Description Dated Date/Coupon/Maturity	CUSIP	S&P Rating	Moody's Rating	Trade Date	Settle Date	Original Cost	YTM at Cost	Accrued Interest	Amortized Cost	Market Value
Supra-National Agency Bond / Note										
INTER-AMERICAN DEVELOPMENT BANK DTD 04/12/2016 1.000% 05/13/2019	458182DX7	AAA	Aaa	05/24/16	05/27/16	24,842,875.00	1.22	75,000.00	24,962,371.00	24,737,825.00
INTER-AMERICAN DEVELOPMENT BANK DTD 04/12/2016 1.000% 05/13/2019	458182DX7	AAA	Aaa	04/05/16	04/12/16	99,700,000.00	1.10	300,000.00	99,931,048.00	98,951,300.00
INTL BANK OF RECON AND DEV DTD 01/25/2016 1.430% 07/25/2019	45905UUV4	AAA	Aaa	01/13/16	01/25/16	50,000,000.00	1.43	71,500.00	50,000,000.00	49,407,500.00
INTL BANK OF RECON AND DEV GLOBAL NOTES DTD 01/28/2016 1.250% 07/26/2019	459058EV1	AAA	Aaa	01/21/16	01/28/16	24,879,250.00	1.39	30,381.94	24,968,249.75	24,722,025.00
INTL BANK OF RECON AND DEV SN NOTE DTD 07/13/2016 0.875% 08/15/2019	459058FK4	AAA	Aaa	07/08/16	07/13/16	49,907,500.00	0.94	19,444.44	49,971,079.00	49,215,700.00
INTER-AMERICAN DEVELOPMENT BANK DTD 10/15/2015 1.250% 10/15/2019	4581XOCR7	AAA	Aaa	12/02/15	12/07/15	24,651,000.00	1.62	118,055.56	24,896,234.50	24,626,975.00
INTER-AMERICAN DEVELOPMENT BANK DTD 10/15/2015 1.250% 10/15/2019	4581XOCR7	AAA	Aaa	03/16/16	03/21/16	24,746,000.00	1.54	118,055.56	24,918,621.50	24,626,975.00
INTL BANK OF RECON AND DEV GLOBAL NOTES DTD 10/27/2016 1.125% 11/27/2019	459058FS7	AAA	Aaa	10/20/16	10/27/16	49,894,500.00	1.20	146,875.00	49,957,109.00	49,092,200.00
INTL BANK OF RECON AND DEV GLOBAL NOTES DTD 03/30/2016 1.375% 03/30/2020	459058FA6	AAA	Aaa	03/23/16	03/30/16	24,923,500.00	1.45	144,184.03	24,969,245.75	24,496,600.00
INTL BK RECON & DEVELOP NOTES DTD 03/21/2017 1.875% 04/21/2020	459058FZ1	AAA	Aaa	03/14/17	03/21/17	24,978,250.00	1.90	169,270.83	24,988,201.50	24,673,525.00
INTER-AMERICAN DEVEL BK NOTE DTD 04/12/2017 1.625% 05/12/2020	4581XOCX4	AAA	Aaa	04/05/17	04/12/17	24,940,750.00	1.70	123,003.47	24,966,945.75	24,555,750.00
INTL BANK OF RECON AND DEV GLOBAL NOTES DTD 08/29/2017 1.625% 09/04/2020	459058GA5	AAA	Aaa	08/22/17	08/29/17	24,994,750.00	1.63	199,739.58	24,996,458.25	24,463,525.00



Managed Account Detail of Securities Held

For the Month Ending **August 31, 2018**

SAN BERNARDINO COUNTY - 76990800

Security Type/Description	Dated Date/Coupon/Maturity	CUSIP	S&P Rating	Moody's Rating	Trade Date	Settle Date	Original Cost	YTM at Cost	Accrued Interest	Amortized Cost	Market Value
Supra-National Agency Bond / Note											
INTERNATIONAL FINANCE CORPORATION	45950KCM0	25,000,000.00	AAA	Aaa	01/18/18	01/25/18	24,926,500.00	2.35	56,250.00	24,940,801.75	24,687,000.00
NOTE											
DTD 01/25/2018 2.250% 01/25/2021											
INTER-AMERICAN DEVELOPMENT BANK	4581X0DB1	50,000,000.00	AAA	Aaa	04/12/18	04/19/18	49,890,000.00	2.70	481,250.00	49,902,997.50	49,759,500.00
NOTE											
DTD 04/19/2018 2.625% 04/19/2021											
INTL BANK OF RECONSTRUCTION AND DEV	459058GH0	50,000,000.00	AAA	Aaa	07/18/18	07/25/18	49,883,000.00	2.83	137,500.00	49,886,762.50	49,913,400.00
NOTE											
DTD 07/25/2018 2.750% 07/23/2021											
INTL BANK OF RECON AND DEV GLOBAL	459058GF4	20,000,000.00	AAA	Aaa	12/12/17	12/13/17	19,955,000.00	2.18	92,083.33	19,962,785.00	19,556,900.00
NOTES											
DTD 12/13/2017 2.125% 12/13/2021											
Security Type Sub-Total							667,975,375.00	1.59	2,593,878.46	669,204,599.50	662,241,425.00

NOW Account

BANK OF THE WEST MONEY MARKET FUND	BKOFWEST7	2,000.00	NR	NR	12/11/17	12/11/17	2,000.00	2.08	0.00	2,000.00	2,000.00
BANK OF THE WEST MONEY MARKET FUND	BKOFWEST7	14,998,000.00	NR	NR	11/21/16	11/21/16	14,998,000.00	2.08	0.00	14,998,000.00	14,998,000.00
BANK OF THE WEST MONEY MARKET FUND	BKOFWEST7	20,000,000.00	NR	NR	09/22/17	09/22/17	20,000,000.00	2.08	0.00	20,000,000.00	20,000,000.00
BANK OF THE WEST MONEY MARKET FUND	BKOFWEST7	25,000,000.00	NR	NR	07/24/18	07/24/18	25,000,000.00	2.08	0.00	25,000,000.00	25,000,000.00
BANK OF THE WEST MONEY MARKET FUND	BKOFWEST7	35,000,000.00	NR	NR	12/08/16	12/08/16	35,000,000.00	2.08	0.00	35,000,000.00	35,000,000.00
BANK OF THE WEST MONEY MARKET FUND	BKOFWEST7	50,000,000.00	NR	NR	11/28/16	11/28/16	50,000,000.00	2.08	0.00	50,000,000.00	50,000,000.00
BANK OF THE WEST MONEY MARKET FUND	BKOFWEST7	80,000,000.00	NR	NR	05/30/17	05/30/17	80,000,000.00	2.08	0.00	80,000,000.00	80,000,000.00
Security Type Sub-Total							225,000,000.00	2.08	0.00	225,000,000.00	225,000,000.00

Money Market Mutual Fund

FIDELITY GOVT MM FUND 2642	31607A703	1,000,000.00	AAA	Aaa	10/27/16	10/27/16	1,000,000.00	1.82	0.00	1,000,000.00	1,000,000.00
FEDERATED GOVT OBLIGATIONS FUND	608919718	1,000,000.00	AAA	Aaa	04/03/18	04/03/18	1,000,000.00	1.83	0.00	1,000,000.00	1,000,000.00



Managed Account Detail of Securities Held

For the Month Ending **August 31, 2018**

SAN BERNARDINO COUNTY - 76990800

Security Type/Description	CUSIP	S&P Rating	Moody's Rating	Trade Date	Settle Date	Original Cost	YTM at Cost	Accrued Interest	Amortized Cost	Market Value
Security Type Sub-Total						2,000,000.00	1.83	0.00	2,000,000.00	2,000,000.00
Joint Powers Authority										
CALIFORNIA ASSET MANAGEMENT PROGRAM	CAMPMF025	AAA	NR	07/27/18	07/27/18	13,000,000.00	2.11	0.00	13,000,000.00	13,000,000.00
CALIFORNIA ASSET MANAGEMENT PROGRAM	CAMPMF025	AAA	NR	12/08/15	12/08/15	18,000,000.00	2.11	0.00	18,000,000.00	18,000,000.00
CALIFORNIA ASSET MANAGEMENT PROGRAM	CAMPMF025	AAA	NR	08/12/15	08/12/15	24,000,000.00	2.11	0.00	24,000,000.00	24,000,000.00
CALIFORNIA ASSET MANAGEMENT PROGRAM	CAMPMF025	AAA	NR	09/22/17	09/22/17	45,000,000.00	2.11	0.00	45,000,000.00	45,000,000.00
CALIFORNIA ASSET MANAGEMENT PROGRAM	CAMPMF025	AAA	NR	08/05/15	08/05/15	50,000,000.00	2.11	0.00	50,000,000.00	50,000,000.00
CALIFORNIA ASSET MANAGEMENT PROGRAM	CAMPMF025	AAA	NR	04/27/16	04/27/16	50,000,000.00	2.11	0.00	50,000,000.00	50,000,000.00
Security Type Sub-Total						200,000,000.00	2.11	0.00	200,000,000.00	200,000,000.00
Federally Insured Cash Account										
STONECASTLE FICA	FICAMF003	NR	NR	07/27/18	07/27/18	10,000,000.00	2.00	0.00	10,000,000.00	10,000,000.00
STONECASTLE FICA	FICAMF003	NR	NR	08/20/14	08/20/14	25,000,000.00	2.00	0.00	25,000,000.00	25,000,000.00
Security Type Sub-Total						35,000,000.00	2.00	0.00	35,000,000.00	35,000,000.00
Federal Agency Bond / Note										
FHLB NOTES DTD 08/07/2015 1.125% 09/14/2018	3130A6AE7	AA+	Aaa	10/05/16	10/07/16	25,072,000.00	0.97	130,468.75	25,001,353.00	24,992,925.00
FHLMC REFERENCE NOTES DTD 09/16/2016 0.875% 10/12/2018	3137EAED7	AA+	Aaa	09/15/16	09/16/16	49,978,500.00	0.90	168,923.61	49,998,806.50	49,936,850.00
FNMA BENCHMARK NOTE DTD 09/01/2015 1.125% 10/19/2018	3135G0E58	AA+	Aaa	09/09/15	09/10/15	11,972,640.00	1.20	49,500.00	11,998,806.72	11,984,580.00



Managed Account Detail of Securities Held

For the Month Ending **August 31, 2018**

SAN BERNARDINO COUNTY - 76990800

Security Type/Description Dated Date/Coupon/Maturity	CUSIP	S&P Rating	Moody's Rating	Trade Date	Settle Date	YTM at Cost	Accrued Interest	Amortized Cost	Market Value
Federal Agency Bond / Note									
FNMA BENCHMARK NOTE DTD 09/01/2015 1.125% 10/19/2018	3135G0E58	AA+	Aaa	09/09/15	09/10/15	1.20	103,125.00	24,997,524.75	24,967,875.00
FHLMC NOTES (EX-CALLABLE) DTD 04/26/2016 1.050% 10/26/2018	3134G8YU7	AA+	Aaa	04/19/16	04/26/16	1.08	182,291.67	49,997,838.00	49,923,050.00
FHLB NOTES DTD 12/08/2016 1.250% 01/16/2019	3130AAE46	AA+	Aaa	12/07/16	12/08/16	1.25	78,125.00	49,999,611.00	49,816,450.00
FNMA BENCHMARK NOTE DTD 02/23/2016 1.000% 02/26/2019	3135G0J53	AA+	Aaa	02/18/16	02/23/16	1.08	3,472.22	24,990,336.25	24,844,575.00
FHLMC NOTES (EX-CALLABLE) DTD 02/28/2017 1.375% 02/28/2019	3134GA6H2	AA+	Aaa	02/16/17	02/28/17	1.38	2,864.58	25,000,000.00	24,887,975.00
FEDERAL HOME LOAN BANK NOTES DTD 02/06/2012 1.500% 03/08/2019	3133782M2	AA+	Aaa	03/01/17	03/02/17	1.40	180,208.33	25,013,472.50	24,898,750.00
FEDERAL HOME LOAN BANK NOTES DTD 02/06/2012 1.500% 03/08/2019	3133782M2	AA+	Aaa	03/29/17	03/30/17	1.39	180,208.33	25,014,220.75	24,898,750.00
FHLB NOTES DTD 03/10/2017 1.375% 03/18/2019	3130AAXX1	AA+	Aaa	03/09/17	03/10/17	1.49	466,927.08	74,952,389.25	74,628,300.00
FREDDIE MAC NOTES DTD 03/21/2016 1.125% 04/15/2019	3137EADZ9	AA+	Aaa	03/17/16	03/21/16	1.14	106,250.00	24,998,294.00	24,813,550.00
FFCB BONDS DTD 04/17/2017 1.320% 04/17/2019	3133EHFK4	AA+	Aaa	04/06/17	04/17/17	1.36	122,833.33	24,993,112.75	24,837,000.00
FEDERAL HOME LOAN BANK AGENCY NOTES DTD 05/12/2017 1.375% 05/28/2019	3130ABF92	AA+	Aaa	05/11/17	05/12/17	1.47	159,843.75	44,968,837.05	44,668,620.00
FHLB GLOBAL NOTE DTD 06/03/2016 1.125% 06/21/2019	3130A8DB6	AA+	Aaa	06/02/16	06/03/16	1.14	109,375.00	49,994,366.00	49,500,000.00
FFCB BONDS DTD 07/24/2017 1.400% 07/24/2019	3133EHSC8	AA+	Aaa	07/17/17	07/24/17	1.44	35,972.22	24,991,750.75	24,765,925.00
FREDDIE MAC GLOBAL NOTES DTD 07/30/2012 1.250% 08/01/2019	3137EADK2	AA+	Aaa	08/07/15	08/10/15	1.50	24,319.79	23,294,412.75	23,089,459.24



Managed Account Detail of Securities Held

For the Month Ending **August 31, 2018**

SAN BERNARDINO COUNTY - 76990800

Security Type/Description Dated Date/Coupon/Maturity	CUSIP	S&P Rating	Moody's Rating	Trade Date	Settle Date	Original Cost	YTM at Cost	Accrued Interest	Amortized Cost	Market Value
Federal Agency Bond / Note										
FREDDIE MAC NOTES DTD 07/19/2017 1.375% 08/15/2019	3137EAEH8	AA+	Aaa	09/26/17	09/27/17	9,978,400.00	1.49	6,111.11	9,988,990.20	9,897,360.00
FREDDIE MAC NOTES DTD 07/19/2017 1.375% 08/15/2019	3137EAEH8	AA+	Aaa	07/18/17	07/19/17	74,889,750.00	1.45	45,833.33	74,948,652.75	74,230,200.00
FNMA NOTES DTD 09/02/2016 1.000% 08/28/2019	3135G0P49	AA+	Aaa	08/31/16	09/02/16	49,922,000.00	1.05	4,166.67	49,973,844.50	49,285,250.00
FREDDIE MAC GLOBAL NOTES DTD 10/02/2012 1.250% 10/02/2019	3137EADM8	AA+	Aaa	09/26/17	09/27/17	9,949,000.00	1.51	51,736.11	9,972,313.80	9,866,760.00
FEDERAL HOME LOAN BANK NOTES DTD 10/13/2017 1.500% 10/21/2019	3130ACM92	AA+	Aaa	10/12/17	10/13/17	49,911,500.00	1.59	270,833.33	49,949,791.50	49,437,100.00
FANNIE MAE GLOBAL NOTES DTD 10/25/2016 1.000% 10/24/2019	3135G0R39	AA+	Aaa	10/21/16	10/25/16	24,933,000.00	1.09	88,194.44	24,974,102.00	24,574,975.00
FHLB NOTES DTD 11/17/2016 1.375% 11/15/2019	3130AA3R7	AA+	Aaa	11/16/16	11/17/16	34,991,950.00	1.38	141,701.39	34,996,716.65	34,535,445.00
FEDERAL FARM CREDIT BANKS FLOATING NOTE DTD 03/19/2018 2.017% 11/19/2019	3133EJGR4	AA+	Aaa	03/09/18	03/19/18	10,000,000.00	1.72	7,284.98	10,000,000.00	10,002,160.00
FFCB NOTES DTD 12/12/2017 1.875% 12/12/2019	3133EH2S1	AA+	Aaa	12/05/17	12/12/17	49,950,685.50	1.93	205,729.17	49,968,222.00	49,560,150.00
FHLB NOTES DTD 12/30/2013 2.375% 12/13/2019	3130A0JR2	AA+	Aaa	11/16/17	11/17/17	25,295,700.00	1.79	128,645.83	25,184,438.00	24,947,775.00
FREDDIE MAC NOTES DTD 01/17/2017 1.500% 01/17/2020	3137EAEES	AA+	Aaa	01/12/17	01/17/17	24,973,000.00	1.54	45,833.33	24,987,449.00	24,638,350.00
FNMA NOTES DTD 01/12/2015 1.625% 01/21/2020	3135G0A78	AA+	Aaa	12/02/15	12/03/15	25,004,100.00	1.62	45,138.89	25,001,463.00	24,670,875.00
FHLB NOTES DTD 02/09/2018 2.125% 02/11/2020	3130ADN32	AA+	Aaa	02/08/18	02/09/18	74,862,750.00	2.22	88,541.67	74,900,593.50	74,495,700.00
FNMA NOTES DTD 02/28/2017 1.500% 02/28/2020	3135G0T29	AA+	Aaa	02/24/17	02/28/17	39,974,400.00	1.52	5,000.00	39,987,126.00	39,353,960.00



Managed Account Detail of Securities Held

For the Month Ending August 31, 2018

SAN BERNARDINO COUNTY - 76990800

Security Type/Description	Dated Date/Coupon/Maturity	CUSIP	S&P Rating	Moody's Rating	Trade Date	Settle Date	Original Cost	YTM at Cost	Accrued Interest	Amortized Cost	Market Value
Federal Agency Bond / Note											
FEDERAL HOME LOAN BANKS NOTES	DTD 03/16/2018 2.375% 03/30/2020	3130ADUJ9	AA+	Aaa	03/15/18	03/16/18	29,994,600.00	2.38	326,562.50	29,995,902.60	29,890,260.00
FHLMC AGENCY NOTES	DTD 04/20/2017 1.375% 04/20/2020	3137EAEF2	AA+	Aaa	04/19/17	04/20/17	24,914,500.00	1.49	125,086.81	24,952,909.00	24,504,100.00
FHLMC NOTES	DTD 04/19/2018 2.500% 04/23/2020	3137EAE M7	AA+	Aaa	04/18/18	04/19/18	34,992,300.00	2.51	320,833.33	34,993,710.85	34,923,735.00
FFCB BONDS	DTD 05/08/2017 1.550% 05/08/2020	3133EHJA2	AA+	Aaa	05/02/17	05/08/17	24,986,275.00	1.57	121,631.94	24,992,209.00	24,544,100.00
FEDERAL HOME LOAN BANKS NOTES	DTD 05/21/2018 2.625% 05/28/2020	3130AECJ7	AA+	Aaa	05/18/18	05/21/18	49,982,000.00	2.64	364,583.33	49,984,496.00	49,994,100.00
FNMA NOTES	DTD 08/01/2017 1.500% 07/30/2020	3135GOT60	AA+	Aaa	07/28/17	08/01/17	74,772,750.00	1.60	96,875.00	74,853,649.50	73,423,275.00
FHLB NOTES	DTD 03/14/2018 2.400% 09/14/2020	3130ADT93	AA+	Aaa	03/08/18	03/14/18	9,993,783.00	2.43	111,333.33	9,994,909.00	9,947,740.00
FHLB NOTES	DTD 09/08/2017 1.375% 09/28/2020	3130ACE26	AA+	Aaa	09/07/17	09/08/17	39,871,600.00	1.48	233,750.00	39,912,116.00	38,964,360.00
FHLMC NOTES	DTD 11/15/2017 1.875% 11/17/2020	3137EAEK1	AA+	Aaa	11/14/17	11/15/17	49,952,000.00	1.91	270,833.33	49,964,413.50	49,150,550.00
FHLB CALLABLE NOTES	DTD 01/29/2018 2.250% 01/29/2021	3130AD FV9	AA+	Aaa	01/17/18	01/29/18	25,000,000.00	2.25	50,000.00	25,000,000.00	24,733,050.00
FREDDIE MAC NOTES	DTD 02/16/2018 2.375% 02/16/2021	3137EAE L9	AA+	Aaa	02/15/18	02/16/18	49,868,000.00	2.47	49,479.17	49,891,131.00	49,612,350.00
FEDERAL FARM CREDIT BANKS NOTES	DTD 04/05/2018 2.540% 04/05/2021	3133EJJD2	AA+	Aaa	04/03/18	04/05/18	50,012,500.00	2.53	515,055.56	50,010,863.00	49,761,850.00
FANNIE MAE NOTES	DTD 04/13/2018 2.500% 04/13/2021	3135GOU27	AA+	Aaa	04/12/18	04/13/18	49,925,500.00	2.55	479,166.67	49,934,720.50	49,722,050.00
FANNIE MAE NOTES	DTD 06/25/2018 2.750% 06/22/2021	3135GOU35	AA+	Aaa	06/22/18	06/25/18	74,982,750.00	2.76	378,125.00	74,983,735.50	74,978,100.00



Managed Account Detail of Securities Held

For the Month Ending August 31, 2018

SAN BERNARDINO COUNTY - 76990800

Security Type/Description	S&P Rating	Moody's Rating	Trade Date	Settle Date	Original Cost	YTM at Cost	Accrued Interest	Amortized Cost	Market Value
Security Type Sub-Total	1,675,347,000.00				1,673,655,122.96	1.70	6,682,774.88	1,674,503,600.37	1,661,100,314.24
Corporate Note									
MICROSOFT CORP NOTES DTD 11/03/2015 1.300% 11/03/2018	AAA	Aaa	10/30/15	11/04/15	1,001,640.00	1.24	4,261.11	1,000,095.71	998,217.00
MICROSOFT CORP NOTES DTD 11/03/2015 1.300% 11/03/2018	AAA	Aaa	10/30/15	11/04/15	1,001,670.00	1.24	4,261.11	1,000,097.46	998,217.00
MICROSOFT CORP NOTES DTD 11/03/2015 1.300% 11/03/2018	AAA	Aaa	10/30/15	11/04/15	3,505,425.00	1.25	14,913.89	3,500,316.61	3,493,759.50
MICROSOFT CORP NOTES DTD 11/03/2015 1.300% 11/03/2018	AAA	Aaa	10/30/15	11/04/15	4,506,750.00	1.25	19,175.00	4,500,393.93	4,491,976.50
MICROSOFT CORP NOTES DTD 11/03/2015 1.300% 11/03/2018	AAA	Aaa	10/30/15	11/04/15	5,007,050.00	1.25	21,305.56	5,000,411.45	4,991,085.00
MICROSOFT CORP NOTES DTD 11/03/2015 1.300% 11/03/2018	AAA	Aaa	10/30/15	11/04/15	5,007,750.00	1.25	21,305.56	5,000,452.30	4,991,085.00
MICROSOFT CORP NOTES DTD 11/03/2015 1.300% 11/03/2018	AAA	Aaa	10/30/15	11/04/15	5,008,500.00	1.24	21,305.56	5,000,496.05	4,991,085.00
MICROSOFT CORP NOTES DTD 08/08/2016 1.100% 08/08/2019	AAA	Aaa	08/01/16	08/08/16	19,979,400.00	1.14	14,055.56	19,993,497.80	19,745,120.00
WAL-MART STORES INC CORP NOTE DTD 10/20/2017 1.750% 10/09/2019	AA	Aa2	10/11/17	10/20/17	6,999,860.00	1.75	48,319.44	6,999,912.22	6,935,222.00
MICROSOFT CORP NOTES DTD 02/06/2017 1.850% 02/06/2020	AAA	Aaa	01/30/17	02/06/17	14,989,950.00	1.87	19,270.83	14,995,138.50	14,837,175.00
JPMORGAN CHASE & CO CALLABLE FLT CORP DTD 02/13/2018 2.588% 02/13/2020	A+	Aa2	02/08/18	02/13/18	10,000,000.00	2.10	13,658.89	10,000,000.00	10,007,400.00
WAL-MART STORES INC CORP NOTES DTD 06/27/2018 2.850% 06/23/2020	AA	Aa2	06/20/18	06/27/18	9,996,900.00	2.87	50,666.67	9,997,165.20	10,026,670.00
JOHNSON & JOHNSON CORP NOTE DTD 11/10/2017 1.950% 11/10/2020	AAA	Aaa	11/08/17	11/10/17	2,996,790.00	1.99	18,037.50	2,997,636.87	2,952,147.00



Managed Account Detail of Securities Held

For the Month Ending August 31, 2018

SAN BERNARDINO COUNTY - 76990800

Security Type/Description	Dated Date/Coupon/Maturity	CUSIP	S&P Rating	Moody's Rating	Trade Date	Settle Date	Original Cost	YTM at Cost	Accrued Interest	Amortized Cost	Market Value
Corporate Note											
WAL-MART STORES INC CORP NOTES DTD 06/27/2018 3.125% 06/23/2021	931142EJ8	7,000,000.00	AA	Aa2	06/20/18	06/27/18	6,999,650.00	3.13	38,888.89	6,999,664.42	7,035,987.00
WAL-MART STORES INC CORP NOTES DTD 06/27/2018 3.125% 06/23/2021	931142EJ8	10,000,000.00	AA	Aa2	06/21/18	06/27/18	10,011,800.00	3.08	55,555.56	10,011,116.90	10,051,410.00
Security Type Sub-Total		107,000,000.00					107,013,135.00	1.90	364,981.13	106,996,395.42	106,546,556.00
Commercial Paper											
JP MORGAN SECURITIES LLC COMM PAPER DTD 12/08/2017 0.000% 09/04/2018	466400J44	25,000,000.00	A-1	P-1	04/05/18	04/05/18	24,751,944.44	2.37	0.00	24,995,104.25	24,994,550.00
MUFG BANK LTD/NY COMM PAPER DTD 05/03/2018 0.000% 09/04/2018	62479MJ46	50,000,000.00	A-1	P-1	07/31/18	08/01/18	49,903,194.44	2.05	0.00	49,991,458.50	49,989,350.00
BNP PARIBAS NY BRANCH COMM PAPER DTD 12/11/2017 0.000% 09/04/2018	09659CJ41	102,000,000.00	A-1	P-1	08/30/18	08/30/18	101,973,083.33	1.90	0.00	101,983,850.34	101,978,070.00
AMERICAN HONDA FINANCE COMM PAPER DTD 06/07/2018 0.000% 09/10/2018	02665KJA6	50,000,000.00	A-1	P-1	06/14/18	06/15/18	49,741,416.67	2.15	0.00	49,973,250.00	49,973,150.00
MUFG BANK LTD/NY COMM PAPER -- 0.000% 09/12/2018	62479MJC8	40,000,000.00	A-1	P-1	08/22/18	08/22/18	39,953,100.00	2.01	0.00	39,975,433.20	39,973,960.00
JP MORGAN SECURITIES LLC FLT COMM PAPER DTD 01/29/2018 2.295% 09/28/2018	46640EGA0	25,000,000.00	A-1	P-1	01/29/18	01/29/18	25,000,000.00	1.80	6,374.31	25,000,000.00	25,004,750.00
BNP PARIBAS NY BRANCH COMM PAPER DTD 01/03/2018 0.000% 10/01/2018	09659CK15	25,000,000.00	A-1	P-1	04/04/18	04/04/18	24,697,500.00	2.45	0.00	24,949,583.25	24,956,875.00
JP MORGAN SECURITIES LLC COMM PAPER DTD 01/04/2018 0.000% 10/01/2018	466400K18	25,000,000.00	A-1	P-1	06/05/18	06/05/18	24,811,527.78	2.32	0.00	24,952,083.25	24,956,025.00
JP MORGAN SECURITIES LLC COMM PAPER DTD 01/04/2018 0.000% 10/01/2018	466400K18	25,000,000.00	A-1	P-1	06/19/18	06/19/18	24,832,444.44	2.34	0.00	24,951,666.75	24,956,025.00
DEXIA CREDIT LOCAL SA NY COMM PAPER -- 0.000% 10/01/2018	25214PJ61	50,000,000.00	A-1+	P-1	06/19/18	06/19/18	49,686,555.56	2.18	0.00	49,909,583.50	49,914,650.00



Managed Account Detail of Securities Held

For the Month Ending **August 31, 2018**

SAN BERNARDINO COUNTY - 76990800

Security Type/Description	Dated Date/Coupon/Maturity	CUSIP	S&P Rating	Moody's Rating	Trade Date	Settle Date	Original Cost	YTM at Cost	Accrued Interest	Amortized Cost	Market Value
Commercial Paper											
TOYOTA MOTOR CREDIT CORP COMM PAPER	89233HL10	89233HL10	A-1+	P-1	06/27/18	06/29/18	49,597,222.22	2.34	0.00	49,803,444.50	49,818,500.00
DTD 04/05/2018 0.000% 11/01/2018											
BNP PARIBAS NY BRANCH COMM PAPER	09659CLG1	09659CLG1	A-1	P-1	08/14/18	08/14/18	24,854,430.56	2.24	0.00	24,882,305.50	24,883,900.00
DTD 05/22/2018 0.000% 11/16/2018											
JP MORGAN SECURITIES LLC COMM PAPER	466400O12	466400O12	A-1	P-1	08/02/18	08/02/18	24,633,680.56	2.54	0.00	24,685,764.00	24,688,325.00
DTD 06/04/2018 0.000% 03/01/2019											
TOYOTA MOTOR CREDIT CORP COMM PAPER	89233HS13	89233HS13	A-1+	P-1	08/08/18	08/09/18	24,523,368.06	2.64	0.00	24,564,736.00	24,580,650.00
DTD 08/08/2018 0.000% 05/01/2019											
Security Type Sub-Total							538,959,468.06	2.17	6,374.31	540,618,263.04	540,668,780.00
Certificate of Deposit											
TORONTO DOMINION BANK NY CERT DEPOS	89113XC69	89113XC69	A-1+	P-1	03/28/18	03/28/18	50,000,000.00	2.31	503,708.33	50,000,000.00	50,003,490.00
DTD 03/28/2018 2.310% 09/04/2018											
SVENSKA HANDELSBANKEN NY CERT DEPOS	869581C56	869581C56	A-1+	P-1	04/10/18	04/10/18	50,000,000.00	2.31	462,000.00	50,000,000.00	50,003,525.00
DTD 04/10/2018 2.310% 09/04/2018											
BANK OF NOVA SCOTIA HOUSTON FLOATING CD	06417GYW2	06417GYW2	A-1	P-1	09/25/17	09/26/17	25,000,000.00	1.45	6,318.75	25,000,000.00	24,994,750.00
DTD 09/26/2017 2.275% 09/26/2018											
SWEDBANK NY CERT DEPOS	87019VFD4	87019VFD4	A-1+	P-1	04/04/18	04/04/18	25,000,000.00	2.34	243,750.00	25,000,000.00	25,012,285.00
DTD 04/04/2018 2.340% 10/01/2018											
COMMONWEALTH BANK OF AUSTRALIA NY CD	20271ENR6	20271ENR6	A-1+	P-1	06/19/18	06/20/18	35,000,000.00	2.30	163,236.11	35,000,000.00	35,017,293.50
DTD 06/19/2018 2.300% 10/24/2018											
ROYAL BANK OF CANADA NY FLOATING CERT D	78012UDG7	78012UDG7	A-1+	P-1	04/17/18	04/18/18	25,000,000.00	2.38	99,861.24	25,000,000.00	24,999,250.00
DTD 04/18/2018 2.357% 11/01/2018											



Managed Account Detail of Securities Held

For the Month Ending August 31, 2018

SAN BERNARDINO COUNTY - 76990800

Security Type/Description	Dated Date/Coupon/Maturity	CUSIP	S&P Rating	Moody's Rating	Trade Date	Settle Date	Original Cost	YTM at Cost	Accrued Interest	Amortized Cost	Market Value
Certificate of Deposit											
CREDIT AGRICOLE CIB NY CERT DEPOS DTD 08/01/2018 2.250% 11/01/2018		22534H6J5	A-1	P-1	08/01/18	08/01/18	30,000,000.00	2.25	58,125.00	30,000,000.00	30,009,759.00
BANK OF AMERICA NA CERT DEPOS DTD 04/04/2018 2.440% 11/01/2018		06052TZS2	A-1	P-1	04/03/18	04/04/18	50,000,000.00	2.44	508,333.33	50,000,000.00	50,023,295.00
BANK OF MONTREAL CHICAGO CERT DEPOS DTD 12/18/2017 1.990% 12/18/2018		06371EZH3	A-1	P-1	12/18/17	12/18/17	25,000,000.00	1.99	355,159.72	25,000,000.00	24,974,820.00
CBA AUSTRALIA NY FLOATING CERT DEPOS DTD 12/19/2017 2.317% 12/19/2018		20271EMZ9	A-1+	P-1	12/18/17	12/19/17	25,000,000.00	1.76	19,311.50	25,000,000.00	24,980,250.00
WESTPAC BANKING CORP NY FLOATING CD DTD 12/21/2017 2.299% 12/21/2018		96121T5H7	A-1+	P-1	12/20/17	12/21/17	25,000,000.00	1.51	17,564.71	25,000,000.00	24,987,750.00
US BANK NA CINCINNATI CERT DEPOS DTD 08/22/2018 2.300% 01/02/2019		90333VYJ3	A-1+	P-1	08/21/18	08/22/18	25,000,000.00	2.30	15,972.22	25,000,000.00	24,993,290.50
ROYAL BANK OF CANADA NY FLT CERT DEPOS DTD 01/03/2018 2.354% 01/03/2019		78009N5Z5	A-1+	P-1	01/03/18	01/04/18	25,000,000.00	1.81	46,966.51	25,000,000.00	25,012,900.00
SVENSKA HANDELSBANKEN NY LT CD DTD 01/12/2017 1.890% 01/10/2019		86958JH88	A-1+	P-1	05/02/18	05/04/18	20,613,805.20	2.46	57,597.75	20,655,013.93	20,650,050.90
NORDEA BK AB (PUBL)/NY CERT DEPOS DTD 06/28/2018 2.450% 01/24/2019		65590AYN0	A-1+	P-1	06/27/18	06/28/18	50,000,000.00	2.45	221,180.56	50,000,000.00	50,007,540.00
TORONTO DOMINION BANK NY CERT DEPOS DTD 01/25/2018 2.150% 01/25/2019		89113XVCS	A-1+	P-1	01/25/18	01/25/18	25,000,000.00	2.15	326,979.17	25,000,000.00	24,936,411.50
BANK OF AMERICA NA CERT DEPOS DTD 08/30/2018 2.400% 02/01/2019		06052TB74	A-1	P-1	08/29/18	08/30/18	50,000,000.00	2.40	6,666.67	50,000,000.00	49,989,109.50
COMMONWEALTH BANK OF AUSTRALIA NY FLT C DTD 02/27/2018 2.345% 02/27/2019		20271ENES	A-1+	P-1	02/22/18	02/27/18	50,000,000.00	1.94	13,026.39	50,000,000.00	49,962,000.00
BMO HARRIS BANK NA FLOATING CERT DEPOS DTD 06/06/2018 2.424% 03/01/2019		05574BJT8	A-1	P-1	06/05/18	06/06/18	25,000,000.00	2.36	51,698.96	25,000,000.00	24,997,000.00



Managed Account Detail of Securities Held

For the Month Ending August 31, 2018

SAN BERNARDINO COUNTY - 76990800

Security Type/Description	Dated Date/Coupon/Maturity	CUSIP	S&P Rating	Moody's Rating	Trade Date	Settle Date	Original Cost	YTM at Cost	Accrued Interest	Amortized Cost	Market Value
Certificate of Deposit											
WESTPAC BANKING CORP NY FLT CERT DEPOS	03/06/2018 2.450% 03/06/2019	96121T7C6	A-1+	P-1	03/02/18	03/06/18	50,000,000.00	2.05	87,034.64	50,000,000.00	50,011,500.00
ROYAL BANK OF CANADA NY FLT CERT DEPOS	04/09/2018 2.567% 04/09/2019	78012UCT0	A-1+	P-1	04/05/18	04/09/18	25,000,000.00	2.56	103,403.13	25,000,000.00	25,024,925.00
NORDEA BK AB (PUBL)/NY FLOATING CD	03/14/2018 2.467% 04/22/2019	65590ATJ5	A-1+	P-1	03/13/18	03/14/18	25,000,000.00	2.19	17,131.95	25,000,000.00	25,043,500.00
BANK OF NOVA SCOTIA HOUSTON FLT CD	03/29/2018 2.593% 05/01/2019	06417GR34	A-1	P-1	03/28/18	03/29/18	25,000,000.00	2.62	55,824.33	25,000,000.00	25,030,250.00
BANK OF MONTREAL CHICAGO FLOATING CD	05/11/2018 2.454% 06/03/2019	06371E5T0	A-1	P-1	05/10/18	05/11/18	25,000,000.00	2.28	48,980.40	25,000,000.00	25,000,500.00
BANK OF MONTREAL CHICAGO FLOATING CD	06/05/2018 2.404% 06/03/2019	06371E7H4	A-1	P-1	06/04/18	06/05/18	25,000,000.00	2.34	47,973.45	25,000,000.00	24,993,750.00
ROYAL BANK OF CANADA NY FLT CERT DEPOS	06/05/2018 2.404% 06/03/2019	78012UDY8	A-1+	P-1	06/04/18	06/05/18	25,000,000.00	2.34	47,973.45	25,000,000.00	25,022,250.00
WESTPAC BANKING CORP NY FLOAT CERT DEPOS	06/06/2018 2.384% 06/03/2019	96121T7M4	A-1+	P-1	06/05/18	06/06/18	25,000,000.00	2.33	47,570.67	25,000,000.00	24,997,500.00
TORONTO DOMINION BANK NY FLT CERT DEPOS	06/07/2018 2.394% 06/03/2019	89113X2H6	A-1+	P-1	06/06/18	06/07/18	25,000,000.00	2.35	47,570.67	25,000,000.00	25,019,000.00
ROYAL BANK OF CANADA NY FLT CERT DEPOS	06/05/2018 2.424% 07/01/2019	78012UIDZ5	A-1+	P-1	06/04/18	06/05/18	25,000,000.00	2.33	51,698.96	25,000,000.00	25,024,000.00
BANK OF NOVA SCOTIA HOUSTON FLT CD	06/06/2018 2.424% 07/01/2019	06417GT99	A-1	P-1	06/05/18	06/06/18	25,000,000.00	2.36	51,698.96	25,000,000.00	24,990,500.00



Managed Account Detail of Securities Held

For the Month Ending **August 31, 2018**

SAN BERNARDINO COUNTY - 76990800

Security Type/Description	Dated Date/Coupon/Maturity	CUSIP	S&P Rating	Moody's Rating	Trade Date	Settle Date	Original Cost	YTM at Cost	Accrued Interest	Amortized Cost	Market Value
Certificate of Deposit											
TORONTO DOMINION BANK NY FLT CERT DEPOS	89113X2J2	89113X2J2	A-1+	P-1	06/06/18	06/07/18	25,000,000.00	2.34	51,053.13	25,000,000.00	24,997,750.00
DTD 06/07/2018 2.394% 07/01/2019											
SVENSKA HANDELSBANKEN NY FLOATING CD	86958JH85	86958JH85	A-1+	P-1	06/05/18	06/06/18	50,000,000.00	2.32	101,675.70	50,000,000.00	50,039,000.00
DTD 06/06/2018 2.384% 07/01/2019											
Security Type Sub-Total							1,010,700,000.00	2.24	3,937,046.36	1,010,655,013.93	1,010,749,194.90
Bank Note											
US BANK NA CINCINNATI CALLABLE BANK NOTE	90331HNU3	90331HNU3	AA-	A1	07/20/18	07/24/18	9,995,200.00	3.07	31,347.22	9,995,441.10	10,025,430.00
DTD 07/24/2018 3.050% 07/24/2020											
US BANK NA CALLABLE BANK NOTE	90331HNG4	90331HNG4	AA-	A1	10/19/17	10/24/17	39,992,000.00	2.06	291,555.56	39,994,219.60	39,166,200.00
DTD 10/24/2017 2.050% 10/23/2020											
US BANK NA CINCINNATI CALLABLE BANK NOTE	90331HNP4	90331HNP4	AA-	A1	04/24/18	04/26/18	14,999,100.00	3.15	164,062.50	14,999,200.20	15,021,690.00
DTD 04/26/2018 3.150% 04/26/2021											
Security Type Sub-Total							65,000,000.00	2.47	486,965.28	64,988,860.90	64,213,320.00
Managed Account Sub-Total							5,932,047,000.00	1.89	18,188,061.45	5,920,785,947.91	5,884,581,165.14
Securities Sub-Total							\$5,914,499,204.73	1.89%	\$18,188,061.45	\$5,920,785,947.91	\$5,884,581,165.14
Accrued Interest									\$18,188,061.45		\$18,188,061.45
Total Investments											\$5,902,769,226.59



Managed Account Fair Market Value & Analytics

For the Month Ending August 31, 2018

SAN BERNARDINO COUNTY - 76990800

Security Type/Description	Dated Date/Coupon/Maturity	CUSIP	Par	Broker	Next Call Date	Market Price	Market Value	Unreal G/L On Cost	Unreal G/L Amort Cost	Effective Duration	Duration to Worst at Mkt	YTM
U.S. Treasury Bond / Note												
US TREASURY NOTES	DTD 02/29/2012 1.375% 02/28/2019	912828SH4	25,000,000.00	TOR DOM		99.56	24,890,625.00	(156,250.00)	(116,632.25)	0.49	0.49	2.26
US TREASURY NOTES	DTD 02/28/2014 1.500% 02/28/2019	912828C24	50,000,000.00	BARCLAYS		99.63	49,812,500.00	(794,921.88)	(317,784.00)	0.49	0.49	2.26
US TREASURY NOTES	DTD 03/31/2014 1.625% 03/31/2019	912828C65	25,000,000.00	TOR DOM		99.62	24,904,300.00	(306,637.50)	(132,552.50)	0.57	0.57	2.29
US TREASURY NOTES	DTD 04/15/2016 0.875% 04/15/2019	912828O52	25,000,000.00	BMO		99.13	24,782,225.00	(15,626.56)	(136,373.25)	0.61	0.61	2.29
UNITED STATES TREASURY NOTES	DTD 05/31/2017 1.250% 05/31/2019	912828X54	25,000,000.00	BARCLAYS		99.17	24,792,975.00	(184,564.06)	(198,425.00)	0.74	0.74	2.37
UNITED STATES TREASURY NOTES	DTD 05/31/2017 1.250% 05/31/2019	912828X54	25,000,000.00	JEFFERIE		99.17	24,792,975.00	(141,695.31)	(177,813.75)	0.74	0.74	2.37
US TREASURY NOTES	DTD 05/31/2012 1.125% 05/31/2019	912828SX9	50,000,000.00	BNP		99.08	49,541,000.00	(259,781.25)	(390,089.50)	0.74	0.74	2.37
US TREASURY NOTES	DTD 06/15/2016 0.875% 06/15/2019	912828R85	25,000,000.00	TD SEC U		98.82	24,705,075.00	44,918.75	(186,004.00)	0.78	0.78	2.39
US TREASURY NOTES	DTD 07/02/2012 1.000% 06/30/2019	912828TC4	50,000,000.00	DAIWA		98.87	49,433,600.00	(197,259.38)	(429,691.00)	0.82	0.82	2.38
US TREASURY NOTES	DTD 06/30/2014 1.625% 06/30/2019	912828W55	50,000,000.00	TD		99.34	49,671,900.00	(572,240.63)	(430,038.50)	0.82	0.82	2.43
US TREASURY NOTES	DTD 06/30/2014 1.625% 06/30/2019	912828WS5	50,000,000.00	BMO		99.34	49,671,900.00	(539,037.50)	(416,800.50)	0.82	0.82	2.43
US TREASURY N/B NOTES	DTD 06/30/2017 1.250% 06/30/2019	912828XV7	50,000,000.00	DEUTSCHE		99.06	49,529,300.00	(41,012.50)	(237,454.00)	0.82	0.82	2.40
US TREASURY NOTES	DTD 09/15/2016 0.875% 09/15/2019	912828G4	25,000,000.00	BARCLAYS		98.36	24,590,825.00	(130,854.69)	(262,546.00)	1.02	1.02	2.48
US TREASURY NOTES	DTD 10/31/2014 1.500% 10/31/2019	912828F62	25,000,000.00	MERRILL		98.82	24,706,050.00	(262,700.00)	(281,136.75)	1.14	1.14	2.53
US TREASURY NOTES	DTD 10/31/2014 1.500% 10/31/2019	912828F62	25,000,000.00	DAIWA		98.82	24,706,050.00	(193,364.06)	(233,712.75)	1.14	1.14	2.53
US TREASURY NOTES	DTD 11/30/2012 1.000% 11/30/2019	912828UB4	25,000,000.00	BMO		98.14	24,534,175.00	(366,215.63)	(424,660.00)	1.23	1.23	2.52
US TREASURY N/B	DTD 12/15/2016 1.375% 12/15/2019	912828U73	25,000,000.00	SOC GEN		98.53	24,631,825.00	(316,417.19)	(338,012.25)	1.26	1.26	2.54



Managed Account Fair Market Value & Analytics

For the Month Ending **August 31, 2018**

SAN BERNARDINO COUNTY - 76990800

Security Type/Description	Dated Date/Coupon/Maturity	CUSIP	Par	Broker	Next Call Date	Market Price	Market Value	Unreal G/L On Cost	Unreal G/L Amort Cost	Effective Duration	Duration to Worst at Mkt	YTM
U.S. Treasury Bond / Note												
US TREASURY N/B NOTES	DTD 01/17/2017 1.375% 01/15/2020	912828V31	50,000,000.00	MORGANST		98.43	49,212,900.00	(164,053.13)	(357,333.50)	1.34	1.34	2.55
US TREASURY NOTES	DTD 02/15/2017 1.375% 02/15/2020	912828W22	50,000,000.00	BARCLAYS		98.30	49,152,350.00	(185,540.63)	(382,524.50)	1.43	1.43	2.57
US TREASURY NOTES	DTD 03/02/2015 1.375% 02/29/2020	912828J50	25,000,000.00	BNP DIR		98.25	24,561,525.00	(296,873.44)	(368,651.25)	1.47	1.47	2.57
US TREASURY NOTES	DTD 04/30/2015 1.375% 04/30/2020	912828K58	50,000,000.00	MORGANST		98.02	49,007,800.00	(667,981.25)	(827,237.50)	1.62	1.62	2.60
US TREASURY NOTES	DTD 04/30/2013 1.125% 04/30/2020	912828VA5	50,000,000.00	BMO		97.62	48,808,600.00	(11,712.50)	(311,824.00)	1.63	1.63	2.60
US TREASURY NOTES	DTD 05/31/2013 1.375% 05/31/2020	912828VF4	50,000,000.00	MORGAN_S		97.89	48,947,250.00	(62,515.63)	(253,966.00)	1.71	1.71	2.61
US TREASURY NOTES	DTD 06/01/2015 1.500% 05/31/2020	912828XE5	50,000,000.00	BNY		98.11	49,054,700.00	87,903.12	(81,672.50)	1.70	1.70	2.61
US TREASURY NOTES	DTD 07/01/2013 1.875% 06/30/2020	912828VJ6	50,000,000.00	JEFFERIE		98.70	49,347,650.00	(164,068.75)	(255,433.00)	1.78	1.78	2.61
US TREASURY NOTES	DTD 07/01/2013 1.875% 06/30/2020	912828VJ6	50,000,000.00	JPM		98.70	49,347,650.00	48,821.87	(62,228.00)	1.78	1.78	2.61
US TREASURY NOTES	DTD 07/31/2013 2.000% 07/31/2020	912828VP2	50,000,000.00	BK AMER		98.84	49,421,900.00	17,603.12	(73,566.00)	1.86	1.86	2.62
US TREASURY NOTES	DTD 08/16/2010 2.625% 08/15/2020	912828NT3	25,000,000.00	BNP DIR		99.99	24,997,075.00	(724,604.69)	(395,018.50)	1.89	1.89	2.63
US TREASURY NOTES	DTD 10/31/2013 1.750% 10/31/2020	912828WC0	50,000,000.00	BARCLAYS		98.13	49,062,500.00	(933,593.75)	(934,713.00)	2.09	2.09	2.65
US TREASURY NOTES	DTD 11/30/2015 1.625% 11/30/2020	912828M98	25,000,000.00	BARCLAYS		97.77	24,441,400.00	(314,459.38)	(417,400.25)	2.18	2.18	2.65
US TREASURY N/B	DTD 02/29/2016 1.125% 02/28/2021	912828P87	25,000,000.00	BARCLAYS		96.29	24,073,250.00	(300,773.44)	(442,248.50)	2.44	2.44	2.67
US TREASURY NOTES	DTD 05/31/2016 1.375% 05/31/2021	912828R77	25,000,000.00	RBC CAP		96.55	24,137,700.00	(197,260.94)	(444,443.25)	2.66	2.66	2.68
US TREASURY NOTES	DTD 06/02/2014 2.000% 05/31/2021	912828WN6	50,000,000.00	BARCLAYS		98.20	49,099,600.00	(1,347,665.63)	(1,178,375.00)	2.64	2.64	2.68
US TREASURY N/B	DTD 09/30/2016 1.125% 09/30/2021	912828T34	25,000,000.00	MIZUHO		95.37	23,842,775.00	(355,467.19)	(508,443.50)	2.98	2.98	2.70



Managed Account Fair Market Value & Analytics

For the Month Ending **August 31, 2018**

SAN BERNARDINO COUNTY - 76990800

Security Type/Description	Dated Date/Coupon/Maturity	CUSIP	Par	Broker	Next Call Date	Market Price	Market Value	Unreal G/L On Cost	Unreal G/L Amort Cost	Effective Duration	Duration to Worst at Mkt	YTM
U.S. Treasury Bond / Note												
US TREASURY NOTES	DTD 12/01/2014 1.875% 11/30/2021	912828G53	25,000,000.00	BMO		97.42	24,355,475.00	(378,900.00)	(467,114.25)	3.11	3.11	2.71
US TREASURY NOTES	DTD 02/02/2015 1.500% 01/31/2022	912828H86	50,000,000.00	TD SEC U		96.06	48,031,250.00	(748,046.88)	(1,115,298.50)	3.29	3.29	2.71
US TREASURY N/B NOTES	DTD 02/28/2017 1.875% 02/28/2022	912828W55	25,000,000.00	CITIGRP		97.20	24,300,775.00	(522,467.19)	(552,871.75)	3.36	3.36	2.72
US TREASURY N/B NOTES	DTD 11/02/2015 1.875% 10/31/2022	912828M49	25,000,000.00	BMO_DIR		96.64	24,160,150.00	(579,107.81)	(617,551.00)	3.94	3.94	2.73

Security Type Sub-Total **1,400,000,000.00** **1,377,061,575.00** **(12,234,423.51)** **(14,757,639.75)** **1.57** **1.57** **1.57** **2.53**

Supra-National Agency Bond / Note

INTL BANK OF RECONSTRUCTION AND DEV NT	DTD 10/07/2015 1.000% 10/05/2018	459058ER0	50,000,000.00	BK AMER		99.90	49,952,050.00	37,050.00	(45,233.50)	0.10	0.10	1.95
INTL BK OF REC & DEV NOTE (EX-CALLABLE)	DTD 04/26/2016 1.250% 04/26/2019	459058FC2	25,000,000.00	DEUTSCHE		99.21	24,802,675.00	(144,825.00)	(185,730.25)	0.64	0.64	2.48
INTER-AMERICAN DEVELOPMENT BANK	DTD 04/12/2016 1.000% 05/13/2019	458182DX7	25,000,000.00	BNP DIR		98.95	24,737,825.00	(105,050.00)	(224,546.00)	0.69	0.69	2.52
INTER-AMERICAN DEVELOPMENT BANK	DTD 04/12/2016 1.000% 05/13/2019	458182DX7	100,000,000.00	BMO		98.95	98,951,300.00	(748,700.00)	(979,748.00)	0.69	0.69	2.52
INTL BANK OF RECON AND DEV	DTD 01/25/2016 1.430% 07/25/2019	45905UUV4	50,000,000.00	TOR DOM		98.82	49,407,500.00	(592,500.00)	(592,500.00)	0.88	0.88	2.77
INTL BANK OF RECON AND DEV GLOBAL NOTES	DTD 01/28/2016 1.250% 07/26/2019	459058EV1	25,000,000.00	BARCLAYS		98.89	24,722,025.00	(157,225.00)	(246,224.75)	0.89	0.89	2.50
INTL BANK OF RECON AND DEV SN NOTE	DTD 07/13/2016 0.875% 08/15/2019	459058FK4	50,000,000.00	TOR DOM		98.43	49,215,700.00	(691,800.00)	(755,379.00)	0.94	0.94	2.55
INTER-AMERICAN DEVELOPMENT BANK	DTD 10/15/2015 1.250% 10/15/2019	4581X0CR7	25,000,000.00	DEUTSCHE		98.51	24,626,975.00	(24,025.00)	(269,259.50)	1.10	1.10	2.61
INTER-AMERICAN DEVELOPMENT BANK	DTD 10/15/2015 1.250% 10/15/2019	4581X0CR7	25,000,000.00	TOR DOM		98.51	24,626,975.00	(119,025.00)	(291,646.50)	1.10	1.10	2.61



Managed Account Fair Market Value & Analytics

For the Month Ending **August 31, 2018**

SAN BERNARDINO COUNTY - 76990800

Security Type/Description	Dated Date/Coupon/Maturity	CUSIP	Par	Broker	Next Call Date	Market Price	Market Value	Unreal G/L On Cost	Unreal G/L Amort Cost	Effective Duration	Duration to Worst at Mkt	YTM
Supra-National Agency Bond / Note												
INTL BANK OF RECON AND DEV GLOBAL NOTES		459058F57	50,000,000.00	CITIGRP		98.18	49,092,200.00	(802,300.00)	(864,909.00)	1.21	1.21	2.62
DTD 10/27/2016 1.125% 11/27/2019												
INTL BANK OF RECON AND DEV GLOBAL NOTES		459058FA6	25,000,000.00	TOR DOM		97.99	24,496,600.00	(426,900.00)	(472,645.75)	1.54	1.54	2.68
DTD 03/30/2016 1.375% 03/30/2020												
INTL BK RECON & DEVELOP NOTES		459058FZ1	25,000,000.00	BNP		98.69	24,673,525.00	(304,725.00)	(314,676.50)	1.59	1.59	2.69
DTD 03/21/2017 1.875% 04/21/2020												
INTER-AMERICAN DEVEL BK NOTE		4581X0CX4	25,000,000.00	RBC		98.22	24,555,750.00	(385,000.00)	(411,195.75)	1.65	1.65	2.70
DTD 04/12/2017 1.625% 05/12/2020												
INTL BANK OF RECON AND DEV GLOBAL NOTES		459058GA5	25,000,000.00	JPMCHASE		97.85	24,463,525.00	(531,225.00)	(532,933.25)	1.94	1.94	2.73
DTD 08/29/2017 1.625% 09/04/2020												
INTERNATIONAL FINANCE CORPORATION NOTE		45950KCM0	25,000,000.00	BK AMER		98.75	24,687,000.00	(239,500.00)	(253,801.75)	2.32	2.32	2.79
DTD 01/25/2018 2.250% 01/25/2021												
INTER-AMERICAN DEVELOPMENT BANK NOTE		4581X0DB1	50,000,000.00	CITIGRP		99.52	49,759,500.00	(130,500.00)	(143,497.50)	2.51	2.51	2.81
DTD 04/19/2018 2.625% 04/19/2021												
INTL BANK OF RECONSTRUCTION AND DEV NOTE		459058GH0	50,000,000.00	MORGANST		99.83	49,913,400.00	30,400.00	26,637.50	2.76	2.76	2.81
DTD 07/25/2018 2.750% 07/23/2021												
INTL BANK OF RECON AND DEV GLOBAL NOTES		459058GF4	20,000,000.00	DEUTSCHE		97.78	19,556,900.00	(398,100.00)	(405,885.00)	3.13	3.13	2.84
DTD 12/13/2017 2.125% 12/13/2021												
Security Type Sub-Total			670,000,000.00				662,241,425.00	(5,733,950.00)	(6,963,174.50)	1.32	1.32	2.60

NOW Account

BANK OF THE WEST MONEY MARKET FUND	BKOFWEST7	2,000.00	DIRECT	1.00	2,000.00	0.00	0.00	0.00	0.00	0.00	0.00	2.08
BANK OF THE WEST MONEY MARKET FUND	BKOFWEST7	14,998,000.00	DIRECT	1.00	14,998,000.00	0.00	0.00	0.00	0.00	0.00	0.00	2.08
BANK OF THE WEST MONEY MARKET FUND	BKOFWEST7	20,000,000.00	DIRECT	1.00	20,000,000.00	0.00	0.00	0.00	0.00	0.00	0.00	2.08
BANK OF THE WEST MONEY MARKET FUND	BKOFWEST7	25,000,000.00	DIRECT	1.00	25,000,000.00	0.00	0.00	0.00	0.00	0.00	0.00	2.08
BANK OF THE WEST MONEY MARKET FUND	BKOFWEST7	35,000,000.00	DIRECT	1.00	35,000,000.00	0.00	0.00	0.00	0.00	0.00	0.00	2.08



Managed Account Fair Market Value & Analytics

For the Month Ending **August 31, 2018**

SAN BERNARDINO COUNTY - 76990800

Security Type/Description	Dated Date/Coupon/Maturity	CUSIP	Par	Broker	Next Call Date	Market Price	Market Value	Unreal G/L On Cost	Unreal G/L Amort Cost	Effective Duration	Duration to Worst at Mkt	YTM
NOW Account												
BANK OF THE WEST MONEY MARKET FUND	BKOFWEST7		50,000,000.00	DIRECT		1.00	50,000,000.00	0.00	0.00	0.00	0.00	2.08
BANK OF THE WEST MONEY MARKET FUND	BKOFWEST7		80,000,000.00	DIRECT		1.00	80,000,000.00	0.00	0.00	0.00	0.00	2.08
Security Type Sub-Total			225,000,000.00				225,000,000.00	0.00	0.00	0.00	0.00	2.08
Money Market Mutual Fund												
FIDELITY GOVT MM FUND 2642		31607A703	1,000,000.00			1.00	1,000,000.00	0.00	0.00	0.00	0.00	1.82
FEDERATED GOVT OBLIGATIONS FUND		608919718	1,000,000.00			1.00	1,000,000.00	0.00	0.00	0.00	0.00	1.83
Security Type Sub-Total			2,000,000.00				2,000,000.00	0.00	0.00	0.00	0.00	1.83
Joint Powers Authority												
CALIFORNIA ASSET MANAGEMENT PROGRAM		CAMPMF025	13,000,000.00	DIRECT		1.00	13,000,000.00	0.00	0.00	0.00	0.00	2.11
CALIFORNIA ASSET MANAGEMENT PROGRAM		CAMPMF025	18,000,000.00	DIRECT		1.00	18,000,000.00	0.00	0.00	0.00	0.00	2.11
CALIFORNIA ASSET MANAGEMENT PROGRAM		CAMPMF025	24,000,000.00	DIRECT		1.00	24,000,000.00	0.00	0.00	0.00	0.00	2.11
CALIFORNIA ASSET MANAGEMENT PROGRAM		CAMPMF025	45,000,000.00	DIRECT		1.00	45,000,000.00	0.00	0.00	0.00	0.00	2.11
CALIFORNIA ASSET MANAGEMENT PROGRAM		CAMPMF025	50,000,000.00	DIRECT		1.00	50,000,000.00	0.00	0.00	0.00	0.00	2.11
CALIFORNIA ASSET MANAGEMENT PROGRAM		CAMPMF025	50,000,000.00	DIRECT		1.00	50,000,000.00	0.00	0.00	0.00	0.00	2.11
Security Type Sub-Total			200,000,000.00				200,000,000.00	0.00	0.00	0.00	0.00	2.11
Federally Insured Cash Account												
STONECASTLE FICA		FICAMF003	10,000,000.00	DIRECT		1.00	10,000,000.00	0.00	0.00	0.00	0.00	2.00
STONECASTLE FICA		FICAMF003	25,000,000.00	OTHER		1.00	25,000,000.00	0.00	0.00	0.00	0.00	2.00
Security Type Sub-Total			35,000,000.00				35,000,000.00	0.00	0.00	0.00	0.00	2.00
Federal Agency Bond / Note												



Managed Account Fair Market Value & Analytics

For the Month Ending **August 31, 2018**

SAN BERNARDINO COUNTY - 76990800

Security Type/Description	Dated Date/Coupon/Maturity	CUSIP	Par	Broker	Next Call Date	Market Price	Market Value	Unreal G/L On Cost	Unreal G/L Amort Cost	Effective Duration	Duration to Worst at Mkt	YTM
Federal Agency Bond / Note												
FHLB NOTES	DTD 08/07/2015 1.125% 09/14/2018	3130A6AE7	25,000,000.00	TOR DOM		99.97	24,992,925.00	(79,075.00)	(8,428.00)	0.04	0.04	1.76
FHLMC REFERENCE NOTES	DTD 09/16/2016 0.875% 10/12/2018	3137EAED7	50,000,000.00	BARCLAYS		99.87	49,936,850.00	(41,650.00)	(61,956.50)	0.12	0.12	1.93
FNMA BENCHMARK NOTE	DTD 09/01/2015 1.125% 10/19/2018	3135G0E58	12,000,000.00	ICAP		99.87	11,984,580.00	11,940.00	(14,226.72)	0.14	0.14	2.04
FNMA BENCHMARK NOTE	DTD 09/01/2015 1.125% 10/19/2018	3135G0E58	25,000,000.00	DEUTSCHE		99.87	24,967,875.00	24,625.00	(29,649.75)	0.14	0.14	2.04
FHLMC NOTES (EX-CALLABLE)	DTD 04/26/2016 1.050% 10/26/2018	3134G8YU7	50,000,000.00	JPMCHASE		99.85	49,923,050.00	(41,950.00)	(74,788.00)	0.16	0.16	2.02
FHLB NOTES	DTD 12/08/2016 1.250% 01/16/2019	3130AAE46	50,000,000.00	BK AMER		99.63	49,816,450.00	(181,550.00)	(183,161.00)	0.37	0.37	2.22
FNMA BENCHMARK NOTE	DTD 02/23/2016 1.000% 02/26/2019	3135G0J53	25,000,000.00	JPMCHASE		99.38	24,844,575.00	(96,425.00)	(145,761.25)	0.48	0.48	2.28
FHLMC NOTES (EX-CALLABLE)	DTD 02/28/2017 1.375% 02/28/2019	3134GA6H2	25,000,000.00	MORGANST		99.55	24,887,975.00	(112,025.00)	(112,025.00)	0.49	0.49	2.29
FEDERAL HOME LOAN BANK NOTES	DTD 02/06/2012 1.500% 03/08/2019	3133782M2	25,000,000.00	DEUTSCHE		99.60	24,898,750.00	(153,000.00)	(114,722.50)	0.51	0.51	2.29
FEDERAL HOME LOAN BANK NOTES	DTD 02/06/2012 1.500% 03/08/2019	3133782M2	25,000,000.00	MORGANST		99.60	24,898,750.00	(153,750.00)	(115,470.75)	0.51	0.51	2.29
FHLB NOTES	DTD 03/10/2017 1.375% 03/18/2019	3130AAXX1	75,000,000.00	CITIGRP		99.50	74,628,300.00	(197,700.00)	(324,089.25)	0.54	0.54	2.29
FREDDIE MAC NOTES	DTD 03/21/2016 1.125% 04/15/2019	3137EADZ9	25,000,000.00	JPMCHASE		99.25	24,813,550.00	(178,200.00)	(184,744.00)	0.61	0.61	2.34
FFCB BONDS	DTD 04/17/2017 1.320% 04/17/2019	3133EHFK4	25,000,000.00	MORGANST		99.35	24,837,000.00	(141,250.00)	(156,112.75)	0.62	0.62	2.37
FEDERAL HOME LOAN BANK AGENCY NOTES	DTD 05/12/2017 1.375% 05/28/2019	3130ABF92	45,000,000.00	BK AMER		99.26	44,668,620.00	(246,330.00)	(300,217.05)	0.73	0.73	2.38
FHLB GLOBAL NOTE	DTD 06/03/2016 1.125% 06/21/2019	3130A8DB6	50,000,000.00	WELLSFAR		99.00	49,500,000.00	(479,000.00)	(494,366.00)	0.79	0.79	2.38
FFCB BONDS	DTD 07/24/2017 1.400% 07/24/2019	3133EHSC8	25,000,000.00	OTHER		99.06	24,765,925.00	(215,825.00)	(225,825.75)	0.88	0.88	2.46



Managed Account Fair Market Value & Analytics

For the Month Ending August 31, 2018

SAN BERNARDINO COUNTY - 76990800

Security Type/Description	Dated Date/Coupon/Maturity	CUSIP	Par	Broker	Next Call Date	Market Price	Market Value	Unreal G/L On Cost	Unreal G/L Amort Cost	Effective Duration	Duration to Worst at Mkt	YTM
Federal Agency Bond / Note												
FREDDIE MAC GLOBAL NOTES	DTD 07/30/2012 1.250% 08/01/2019	3137EADK2	23,347,000.00	MORGANST		98.90	23,089,459.24	(34,530.22)	(204,953.51)	0.90	0.90	2.47
FREDDIE MAC NOTES	DTD 07/19/2017 1.375% 08/15/2019	3137EAEH8	10,000,000.00	BNY		98.97	9,897,360.00	(81,040.00)	(91,630.20)	0.94	0.94	2.47
FREDDIE MAC NOTES	DTD 07/19/2017 1.375% 08/15/2019	3137EAEH8	75,000,000.00	JPM		98.97	74,230,200.00	(659,550.00)	(718,452.75)	0.94	0.94	2.47
FNMA NOTES	DTD 09/02/2016 1.000% 08/28/2019	3135G0P49	50,000,000.00	DEUTSCHE		98.57	49,285,250.00	(636,750.00)	(688,594.50)	0.98	0.98	2.46
FREDDIE MAC GLOBAL NOTES	DTD 10/02/2012 1.250% 10/02/2019	3137EADM8	10,000,000.00	OTHER		98.67	9,866,760.00	(82,240.00)	(105,553.80)	1.06	1.06	2.50
FEDERAL HOME LOAN BANK NOTES	DTD 10/13/2017 1.500% 10/21/2019	3130ACM92	50,000,000.00	CITIGRP		98.87	49,437,100.00	(474,400.00)	(512,691.50)	1.11	1.11	2.51
FANNIE MAE GLOBAL NOTES	DTD 10/25/2016 1.000% 10/24/2019	3135G0R39	25,000,000.00	BARCLAYS		98.30	24,574,975.00	(358,025.00)	(399,127.00)	1.13	1.13	2.51
FHLB NOTES	DTD 11/17/2016 1.375% 11/15/2019	3130AA3R7	35,000,000.00	BK AMER		98.67	34,535,445.00	(456,505.00)	(461,271.65)	1.18	1.18	2.50
FEDERAL FARM CREDIT BANKS FLOATING NOTE		3133EJGR4	10,000,000.00	JEFFERIE		100.02	10,002,160.00	2,160.00	2,160.00	0.05	1.20	2.03
FFCB NOTES	DTD 03/19/2018 2.017% 11/19/2019	3133EH2S1	50,000,000.00	JEFFERIE		99.12	49,560,150.00	(390,535.50)	(408,072.00)	1.25	1.25	2.58
FHLB NOTES	DTD 12/12/2017 1.875% 12/12/2019	3130A0JR2	25,000,000.00	TD		99.79	24,947,775.00	(347,925.00)	(236,663.00)	1.25	1.25	2.54
FREDDIE MAC NOTES	DTD 12/30/2013 2.375% 12/13/2019	3137EAEES	25,000,000.00	CITIGRP		98.55	24,638,350.00	(334,650.00)	(349,099.00)	1.35	1.35	2.57
FNMA NOTES	DTD 01/17/2017 1.500% 01/17/2020	3135G0A78	25,000,000.00	TOR DOM		98.68	24,670,875.00	(333,225.00)	(330,588.00)	1.36	1.36	2.60
FHLB NOTES	DTD 02/09/2018 2.125% 02/11/2020	3130ADN32	75,000,000.00	BARCLAYS		99.33	74,495,700.00	(367,050.00)	(404,893.50)	1.41	1.41	2.60
FNMA NOTES	DTD 02/28/2017 1.500% 02/28/2020	3135G0T29	40,000,000.00	JPMCHASE		98.38	39,353,960.00	(620,440.00)	(633,166.00)	1.46	1.46	2.61
FEDERAL HOME LOAN BANKS NOTES	DTD 03/16/2018 2.375% 03/30/2020	3130ADUJ9	30,000,000.00	CITI		99.63	29,890,260.00	(104,340.00)	(105,642.60)	1.53	1.53	2.61



Managed Account Fair Market Value & Analytics

For the Month Ending **August 31, 2018**

SAN BERNARDINO COUNTY - 76990800

Security Type/Description	Dated Date/Coupon/Maturity	CUSIP	Par	Broker	Next Call Date	Market Price	Market Value	Unreal G/L On Cost	Unreal G/L Amort Cost	Effective Duration	Duration to Worst at Mkt	YTM
Federal Agency Bond / Note												
FHLMC AGENCY NOTES	DTD 04/20/2017 1.375% 04/20/2020	3137EAEF2	25,000,000.00	TD SEC U		98.02	24,504,100.00	(410,400.00)	(448,809.00)	1.59	1.59	2.62
FHLMC NOTES	DTD 04/19/2018 2.500% 04/23/2020	3137EAE M7	35,000,000.00	CITIGRP		99.78	34,923,735.00	(68,565.00)	(69,975.85)	1.59	1.59	2.64
FFCB BONDS	DTD 05/08/2017 1.550% 05/08/2020	3133EHJA2	25,000,000.00	JPM		98.18	24,544,100.00	(442,175.00)	(448,109.00)	1.64	1.64	2.66
FEDERAL HOME LOAN BANKS NOTES	DTD 05/21/2018 2.625% 05/28/2020	3130AECJ7	50,000,000.00	BARCLAYS		99.99	49,994,100.00	12,100.00	9,604.00	1.68	1.68	2.63
FNMA NOTES	DTD 08/01/2017 1.500% 07/30/2020	3135GOT60	75,000,000.00	BARCLAYS		97.90	73,423,275.00	(1,349,475.00)	(1,430,374.50)	1.87	1.87	2.63
FHLB NOTES	DTD 03/14/2018 2.400% 09/14/2020	3130ADT93	10,000,000.00	JEFFERIE		99.48	9,947,740.00	(46,043.00)	(47,169.00)	1.95	1.95	2.67
FHLB NOTES	DTD 09/08/2017 1.375% 09/28/2020	3130ACE26	40,000,000.00	BARCLAYS		97.41	38,964,360.00	(907,240.00)	(947,756.00)	2.01	2.01	2.67
FHLMC NOTES	DTD 11/15/2017 1.875% 11/17/2020	3137EAEK1	50,000,000.00	CITI		98.30	49,150,550.00	(801,450.00)	(813,863.50)	2.14	2.14	2.67
FHLB CALLABLE NOTES	DTD 01/29/2018 2.250% 01/29/2021	3130ADFV9	25,000,000.00	DEUTSCHE	01/29/20	98.93	24,733,050.00	(266,950.00)	(266,950.00)	2.21	2.32	2.71
FREDDIE MAC NOTES	DTD 02/16/2018 2.375% 02/16/2021	3137EAE L9	50,000,000.00	BARCLAYS		99.22	49,612,350.00	(255,650.00)	(278,781.00)	2.37	2.37	2.70
FEDERAL FARM CREDIT BANKS NOTES	DTD 04/05/2018 2.540% 04/05/2021	3133EJJD2	50,000,000.00	BK AMER		99.52	49,761,850.00	(250,650.00)	(249,013.00)	2.47	2.47	2.73
FANNIE MAE NOTES	DTD 04/13/2018 2.500% 04/13/2021	3135GOU27	50,000,000.00	BARCLAYS		99.44	49,722,050.00	(203,450.00)	(212,670.50)	2.49	2.49	2.72
FANNIE MAE NOTES	DTD 06/25/2018 2.750% 06/22/2021	3135GOU35	75,000,000.00	TD SEC U		99.97	74,978,100.00	(4,650.00)	(5,635.50)	2.67	2.67	2.76
Security Type Sub-Total			1,675,347,000.00			1,661,100,314.24	(12,554,808.72)	(13,403,286.13)		1.25	1.26	2.48
Corporate Note												
MICROSOFT CORP NOTES	DTD 11/03/2015 1.300% 11/03/2018	594918BF0	1,000,000.00	CITIGRP		99.82	998,217.00	(3,423.00)	(1,878.71)	0.17	0.17	2.29
MICROSOFT CORP NOTES	DTD 11/03/2015 1.300% 11/03/2018	594918BF0	1,000,000.00	VINING		99.82	998,217.00	(3,453.00)	(1,880.46)	0.17	0.17	2.29



Managed Account Fair Market Value & Analytics

For the Month Ending August 31, 2018

SAN BERNARDINO COUNTY - 76990800

Security Type/Description	Dated Date/Coupon/Maturity	CUSIP	Par	Broker	Next Call Date	Market Price	Market Value	Unreal G/L On Cost	Unreal G/L Amort Cost	Effective Duration	Duration to Worst at Mkt	YTM
Corporate Note												
MICROSOFT CORP NOTES	DTD 11/03/2015 1.300% 11/03/2018	594918BF0	3,500,000.00	ICAP		99.82	3,493,759.50	(11,665.50)	(6,557.11)	0.17	0.17	2.29
MICROSOFT CORP NOTES	DTD 11/03/2015 1.300% 11/03/2018	594918BF0	4,500,000.00	MERRILL		99.82	4,491,976.50	(14,773.50)	(8,417.43)	0.17	0.17	2.29
MICROSOFT CORP NOTES	DTD 11/03/2015 1.300% 11/03/2018	594918BF0	5,000,000.00	UBS AG		99.82	4,991,085.00	(15,965.00)	(9,326.45)	0.17	0.17	2.29
MICROSOFT CORP NOTES	DTD 11/03/2015 1.300% 11/03/2018	594918BF0	5,000,000.00	BARCLAYS		99.82	4,991,085.00	(16,665.00)	(9,367.30)	0.17	0.17	2.29
MICROSOFT CORP NOTES	DTD 11/03/2015 1.300% 11/03/2018	594918BF0	5,000,000.00	LOOP CAP		99.82	4,991,085.00	(17,415.00)	(9,411.05)	0.17	0.17	2.29
MICROSOFT CORP NOTES	DTD 11/03/2015 1.300% 11/03/2018	594918BN3	20,000,000.00	MERRILL		98.73	19,745,120.00	(234,280.00)	(248,377.80)	0.92	0.92	2.49
WAL-MART STORES INC CORP NOTE	DTD 08/08/2016 1.100% 08/08/2019	931142DY6	7,000,000.00	MORGANST		99.07	6,935,222.00	(64,638.00)	(64,690.22)	1.08	1.08	2.60
MICROSOFT CORP NOTES	DTD 02/06/2017 1.850% 02/06/2020	594918BV5	15,000,000.00	BARCLAYS		98.91	14,837,175.00	(152,775.00)	(157,963.50)	1.40	1.40	2.63
JPMORGAN CHASE & CO CALLABLE FLT CORP	DTD 02/13/2018 2.588% 02/13/2020	48125LRM6	10,000,000.00	JPMCHASE	02/13/19	100.07	10,007,400.00	7,400.00	7,400.00	0.20	0.45	2.57
WAL-MART STORES INC CORP NOTES	DTD 06/27/2018 2.850% 06/23/2020	931142EG4	10,000,000.00	CITIGRP		100.27	10,026,670.00	29,770.00	29,504.80	1.75	1.75	2.70
JOHNSON & JOHNSON CORP NOTE	DTD 11/10/2017 1.950% 11/10/2020	478160CH5	3,000,000.00	JPM		98.40	2,952,147.00	(44,643.00)	(45,489.87)	2.11	2.11	2.70
WAL-MART STORES INC CORP NOTES	DTD 06/27/2018 3.125% 06/23/2021	931142EJ8	7,000,000.00	CITIGRP		100.51	7,035,987.00	36,337.00	36,322.58	2.66	2.66	2.93
WAL-MART STORES INC CORP NOTES	DTD 06/27/2018 3.125% 06/23/2021	931142EJ8	10,000,000.00	JPMCHASE		100.51	10,051,410.00	39,610.00	40,293.10	2.66	2.66	2.93
Security Type Sub-Total			107,000,000.00				106,546,556.00	(466,579.00)	(449,839.42)	1.15	1.17	2.57
Commercial Paper												
JP MORGAN SECURITIES LLC COMM PAPER	DTD 12/08/2017 0.000% 09/04/2018	466400J44	25,000,000.00	JPMCHASE		99.98	24,994,550.00	242,605.56	(554.25)	0.01	0.01	1.96



Managed Account Fair Market Value & Analytics

For the Month Ending **August 31, 2018**

SAN BERNARDINO COUNTY - 76990800

Security Type/Description	Dated Date/Coupon/Maturity	CUSIP	Par	Broker	Next Call Date	Market Price	Market Value	Unreal G/L On Cost	Unreal G/L Amort Cost	Effective Duration	Duration to Worst at Mkt	YTM
Commercial Paper												
MUFG BANK LTD/NY COMM PAPER	62479MJ46	50,000,000.00	MUFG	99.98	49,989,350.00	86,155.56	(2,108.50)	0.01	0.01	1.92		
DTD 05/03/2018 0.000% 09/04/2018												
BNP PARIBAS NY BRANCH COMM PAPER	09659CJ41	102,000,000.00	BNP DIR	99.98	101,978,070.00	4,986.67	(5,780.34)	0.01	0.01	1.94		
DTD 12/11/2017 0.000% 09/04/2018												
AMERICAN HONDA FINANCE COMM PAPER	02665KJA6	50,000,000.00	MIZUHO	99.95	49,973,150.00	231,733.33	(100.00)	0.03	0.03	1.93		
DTD 06/07/2018 0.000% 09/10/2018												
MUFG BANK LTD/NY COMM PAPER	62479MJC8	40,000,000.00	MUFG	99.93	39,973,960.00	20,860.00	(1,473.20)	0.03	0.03	1.95		
-- 0.000% 09/12/2018												
JP MORGAN SECURITIES LLC FLT COMM PAPER	46640EGAO	25,000,000.00	JPMCHASE	100.02	25,004,750.00	4,750.00	4,750.00	0.08	0.08	1.86		
DTD 01/29/2018 2.295% 09/28/2018												
BNP PARIBAS NY BRANCH COMM PAPER	09659CK15	25,000,000.00	BNP DIR	99.83	24,956,875.00	259,375.00	7,291.75	0.08	0.08	2.01		
DTD 01/03/2018 0.000% 10/01/2018												
JP MORGAN SECURITIES LLC COMM PAPER	46640OK18	25,000,000.00	JPMCHASE	99.82	24,956,025.00	144,497.22	3,941.75	0.08	0.08	2.05		
DTD 01/04/2018 0.000% 10/01/2018												
JP MORGAN SECURITIES LLC COMM PAPER	46640OK18	25,000,000.00	JPMCHASE	99.82	24,956,025.00	123,580.56	4,358.25	0.08	0.08	2.05		
DTD 01/04/2018 0.000% 10/01/2018												
DEXIA CREDIT LOCAL SA NY COMM PAPER	25214PJ61	50,000,000.00	DEXIA	99.83	49,914,650.00	228,094.44	5,066.50	0.08	0.08	1.99		
-- 0.000% 10/01/2018												
TOYOTA MOTOR CREDIT CORP COMM PAPER	89233HL10	50,000,000.00	TOYOTA	99.64	49,818,500.00	221,277.78	15,055.50	0.17	0.17	2.12		
DTD 04/05/2018 0.000% 11/01/2018												
BNP PARIBAS NY BRANCH COMM PAPER	09659CLG1	25,000,000.00	BNP DIR	99.54	24,883,900.00	29,469.44	1,594.50	0.21	0.21	2.18		
DTD 05/22/2018 0.000% 11/16/2018												
JP MORGAN SECURITIES LLC COMM PAPER	46640OO12	25,000,000.00	JPMCHASE	98.75	24,688,325.00	54,644.44	2,561.00	0.49	0.49	2.50		
DTD 06/04/2018 0.000% 03/01/2019												
TOYOTA MOTOR CREDIT CORP COMM PAPER	89233HS13	25,000,000.00	TOYOTA	98.32	24,580,650.00	57,281.94	15,914.00	0.66	0.66	2.53		
DTD 08/08/2018 0.000% 05/01/2019												
Security Type Sub-Total		542,000,000.00					540,668,780.00	1,709,311.94	50,516.96	0.11	0.11	2.03
Certificate of Deposit												



Managed Account Fair Market Value & Analytics

For the Month Ending August 31, 2018

SAN BERNARDINO COUNTY - 76990800

Security Type/Description	Dated Date/Coupon/Maturity	CUSIP	Par	Broker	Next Call Date	Market Price	Market Value	Unreal G/L On Cost	Unreal G/L Amort Cost	Effective Duration	Duration to Worst at Mkt	YTM
Certificate of Deposit												
TORONTO DOMINION BANK NY CERT DEPOS		89113XC69	50,000,000.00	TD		100.01	50,003,490.00	3,490.00	3,490.00	0.01	0.01	1.96
DTD 03/28/2018 2.310% 09/04/2018												
SVENSKA HANDELSBANKEN NY CERT DEPOS		869581C56	50,000,000.00	SVENSKA		100.01	50,003,525.00	3,525.00	3,525.00	0.01	0.01	1.96
DTD 04/10/2018 2.310% 09/04/2018												
BANK OF NOVA SCOTIA HOUSTON FLOATING CD		06417GYW2	25,000,000.00	JEFFERIE		99.98	24,994,750.00	(5,250.00)	(5,250.00)	0.07	0.07	2.17
DTD 09/26/2017 2.275% 09/26/2018												
SWEDBANK NY CERT DEPOS		87019VFD4	25,000,000.00	OTHER		100.05	25,012,285.00	12,285.00	12,285.00	0.08	0.08	2.01
DTD 04/04/2018 2.340% 10/01/2018												
COMMONWEALTH BANK OF AUSTRALIA NY CD		20271ENR6	35,000,000.00	ICAP		100.05	35,017,293.50	17,293.50	17,293.50	0.15	0.15	2.11
DTD 06/19/2018 2.300% 10/24/2018												
ROYAL BANK OF CANADA NY FLOATING CERT D		78012UDG7	25,000,000.00	ROYAL		100.00	24,999,250.00	(750.00)	(750.00)	0.08	0.17	1.60
DTD 04/18/2018 2.357% 11/01/2018												
CREDIT AGRICOLE CIB NY CERT DEPOS		22534H6J5	30,000,000.00	CREDITAG		100.03	30,009,759.00	9,759.00	9,759.00	0.17	0.17	2.15
DTD 08/01/2018 2.250% 11/01/2018												
BANK OF AMERICA NA CERT DEPOS		06052TSS2	50,000,000.00	BK AMER		100.05	50,023,295.00	23,295.00	23,295.00	0.17	0.17	2.15
DTD 04/04/2018 2.440% 11/01/2018												
BANK OF MONTREAL CHICAGO CERT DEPOS		06371EZH3	25,000,000.00	BMO_DJR		99.90	24,974,820.00	(25,180.00)	(25,180.00)	0.29	0.29	2.29
DTD 12/18/2017 1.990% 12/18/2018												
CBA AUSTRALIA NY FLOATING CERT DEPOS		20271EMZ9	25,000,000.00	ICAP		99.92	24,980,250.00	(19,750.00)	(19,750.00)	0.05	0.29	2.36
DTD 12/19/2017 2.317% 12/19/2018												
WESTPAC BANKING CORP NY FLOATING CD		96121T5H7	25,000,000.00	JEFFERIE		99.95	24,987,750.00	(12,250.00)	(12,250.00)	0.06	0.30	2.25
DTD 12/21/2017 2.299% 12/21/2018												
US BANK NA CINCINNATI CERT DEPOS		90333VYJ3	25,000,000.00	US BANK		99.97	24,993,290.50	(6,709.50)	(6,709.50)	0.34	0.34	2.34
DTD 08/22/2018 2.300% 01/02/2019												



Managed Account Fair Market Value & Analytics

For the Month Ending August 31, 2018

SAN BERNARDINO COUNTY - 76990800

Security Type/Description	Dated Date/Coupon/Maturity	CUSIP	Par	Broker	Next Call Date	Market Price	Market Value	Unreal G/L On Cost	Unreal G/L Amort Cost	Effective Duration	Duration to Worst at Mkt	YTM
Certificate of Deposit												
ROYAL BANK OF CANADA NY FLT CERT DEPOS		78009N5Z5	25,000,000.00	ROYAL		100.05	25,012,900.00	12,900.00	12,900.00	0.01	0.34	2.01
DTD 01/03/2018 2.354% 01/03/2019												
SVENSKA HANDELSBANKEN NY LT CD		86958JHB8	20,700,000.00	CASTLE		99.76	20,650,050.90	36,245.70	(4,963.03)	0.36	0.36	2.09
DTD 01/12/2017 1.890% 01/10/2019												
NORDEA BK AB (PUBL)/NY CERT DEPOS		65590AYN0	50,000,000.00	RBC CAP		100.02	50,007,540.00	7,540.00	7,540.00	0.39	0.39	2.40
DTD 06/28/2018 2.450% 01/24/2019												
TORONTO DOMINION BANK NY CERT DEPOS		89113XVC5	25,000,000.00	TOR DOM		99.75	24,936,411.50	(63,588.50)	(63,588.50)	0.40	0.40	2.40
DTD 01/25/2018 2.150% 01/25/2019												
BANK OF AMERICA NA CERT DEPOS		06052TB74	50,000,000.00	BK AMER		99.98	49,989,109.50	(10,890.50)	(10,890.50)	0.42	0.42	2.43
DTD 08/30/2018 2.400% 02/01/2019												
COMMONWEALTH BANK OF AUSTRALIA NY FLT C		20271ENES	50,000,000.00	ICAP		99.92	49,962,000.00	(38,000.00)	(38,000.00)	0.07	0.48	2.40
DTD 02/27/2018 2.345% 02/27/2019												
BMO HARRIS BANK NA FLOATING CERT DEPOS		05574BJT8	25,000,000.00	BMOHAR		99.99	24,997,000.00	(3,000.00)	(3,000.00)	0.01	0.50	2.46
DTD 06/06/2018 2.424% 03/01/2019												
WESTPAC BANKING CORP NY FLT CERT DEPOS		96121T7C6	50,000,000.00	ICAP		100.02	50,011,500.00	11,500.00	11,500.00	0.02	0.51	2.38
DTD 03/06/2018 2.450% 03/06/2019												
ROYAL BANK OF CANADA NY FLT CERT DEPOS		78012UCT0	25,000,000.00	ROYAL		100.10	25,024,925.00	24,925.00	24,925.00	0.09	0.60	2.37
DTD 04/09/2018 2.567% 04/09/2019												
NORDEA BK AB (PUBL)/NY FLOATING CD		65590ATJ5	25,000,000.00	ICAP		100.17	25,043,500.00	43,500.00	43,500.00	0.07	0.65	2.20
DTD 03/14/2018 2.467% 04/22/2019												
BANK OF NOVA SCOTIA HOUSTON FLT CD		06417GR34	25,000,000.00	BNS		100.12	25,030,250.00	30,250.00	30,250.00	0.17	0.66	2.42
DTD 03/29/2018 2.593% 05/01/2019												
BANK OF MONTREAL CHICAGO FLOATING CD		06371E5T0	25,000,000.00	BMO_DIR		100.00	25,000,500.00	500.00	500.00	0.01	0.75	2.47
DTD 05/11/2018 2.454% 06/03/2019												
BANK OF MONTREAL CHICAGO FLOATING CD		06371E7H4	25,000,000.00	BMO_DIR		99.98	24,993,750.00	(6,250.00)	(6,250.00)	0.01	0.75	2.46
DTD 06/05/2018 2.404% 06/03/2019												



Managed Account Fair Market Value & Analytics

For the Month Ending August 31, 2018

SAN BERNARDINO COUNTY - 76990800

Security Type/Description	Dated Date/Coupon/Maturity	CUSIP	Par	Broker	Next Call Date	Market Price	Market Value	Unreal G/L On Cost	Unreal G/L Amort Cost	Effective Duration	Duration to Worst at Mkt	YTM
Certificate of Deposit												
ROYAL BANK OF CANADA NY FLT CERT DEPOS	78012UDY8	25,000,000.00	ROYAL			100.09	25,022,250.00	22,250.00	22,250.00	0.01	0.75	2.31
DTD 06/05/2018 2.404% 06/03/2019												
WESTPAC BANKING CORP NY FLOAT CERT DEPOS	96121T7M4	25,000,000.00	ICAP			99.99	24,997,500.00	(2,500.00)	(2,500.00)	0.01	0.75	2.42
DTD 06/06/2018 2.384% 06/03/2019												
TORONTO DOMINION BANK NY FLT CERT DEPOS	89113X2H6	25,000,000.00	TOR DOM			100.08	25,019,000.00	19,000.00	19,000.00	0.01	0.75	2.31
DTD 06/07/2018 2.394% 06/03/2019												
ROYAL BANK OF CANADA NY FLT CERT DEPOS	78012UDZ5	25,000,000.00	ROYAL			100.10	25,024,000.00	24,000.00	24,000.00	0.01	0.83	2.33
DTD 06/05/2018 2.424% 07/01/2019												
BANK OF NOVA SCOTIA HOUSTON FLT CD	06417GT99	25,000,000.00	BNS			99.96	24,990,500.00	(9,500.00)	(9,500.00)	0.01	0.83	2.49
DTD 06/06/2018 2.424% 07/01/2019												
TORONTO DOMINION BANK NY FLT CERT DEPOS	89113X2J2	25,000,000.00	TOR DOM			99.99	24,997,750.00	(2,250.00)	(2,250.00)	0.01	0.83	2.43
DTD 06/07/2018 2.394% 07/01/2019												
SVENSKA HANDELSBANKEN NY FLOATING CD	86958JH85	50,000,000.00	ICAP			100.08	50,039,000.00	39,000.00	39,000.00	0.01	0.83	2.31
DTD 06/06/2018 2.384% 07/01/2019												
Security Type Sub-Total			1,010,700,000.00			1,010,749,194.90		135,389.70	94,180.97	0.12	0.43	2.26
Bank Note												
US BANK NA CINCINNATI CALLABLE BANK NOTE	90331HNU3	10,000,000.00	BARCLAYS		06/24/20	100.25	10,025,430.00	30,230.00	29,988.90	1.79	1.75	2.91
DTD 07/24/2018 3.050% 07/24/2020												
US BANK NA CALLABLE BANK NOTE	90331HNG4	40,000,000.00	MORGANST		09/23/20	97.92	39,166,200.00	(825,800.00)	(828,019.60)	2.05	2.06	3.06
DTD 10/24/2017 2.050% 10/23/2020												
US BANK NA CINCINNATI CALLABLE BANK NOTE	90331HNP4	15,000,000.00	US BANK		03/26/21	100.14	15,021,690.00	22,590.00	22,489.80	2.46	2.42	3.09
DTD 04/26/2018 3.150% 04/26/2021												
Security Type Sub-Total			65,000,000.00			64,213,320.00		(772,980.00)	(775,540.90)	2.11	2.10	3.04



Managed Account Fair Market Value & Analytics

For the Month Ending **August 31, 2018**

SAN BERNARDINO COUNTY - 76990800

Security Type/Description	Dated Date/Coupon/Maturity	CUSIP	Par	Broker	Next Call Date	Market Price	Market Value	Unreal G/L On Cost	Unreal G/L Amort Cost	Effective Duration	Duration to Worst at Mkt	YTM
Managed Account Sub-Total			5,932,047,000.00			5,884,581,165.14	(29,918,039.59)	(36,204,782.77)		0.94	1.00	2.40
Securities Sub-Total			\$5,932,047,000.00			\$5,884,581,165.14	(\$29,918,039.59)	(\$36,204,782.77)		0.94	1.00	2.40%
Accrued Interest						\$18,188,061.45						
Total Investments						\$5,902,769,226.59						



Managed Account Security Transactions & Interest

For the Month Ending **August 31, 2018**

SAN BERNARDINO COUNTY - 76990800

Transaction Type	Trade	Settle	Security Description	CUSIP	Par	Principal Proceeds	Accrued Interest	Total	Realized G/L Cost	Realized G/L Amort Cost	Sale Method
BUY											
	07/31/18	08/01/18	MUFG BANK LTD/NY COMM PAPER	62479MJ46	50,000,000.00	(49,903,194.44)	0.00	(49,903,194.44)			
			DTD 05/03/2018 0.000% 09/04/2018								
	08/01/18	08/01/18	CREDIT AGRICOLE CIB NY CERT DEPOS	22534H6J5	30,000,000.00	(30,000,000.00)	0.00	(30,000,000.00)			
			DTD 08/01/2018 2.250% 11/01/2018								
	08/01/18	08/01/18	CREDIT AGRICOLE CIB NY COMM PAPER	22533UH22	109,000,000.00	(108,994,247.22)	0.00	(108,994,247.22)			
			-- 0.000% 08/02/2018								
	08/02/18	08/02/18	CREDIT AGRICOLE CIB NY COMM PAPER	22533UH30	113,000,000.00	(112,994,036.11)	0.00	(112,994,036.11)			
			-- 0.000% 08/03/2018								
	08/02/18	08/02/18	JP MORGAN SECURITIES LLC COMM PAPER	466400012	25,000,000.00	(24,633,680.56)	0.00	(24,633,680.56)			
			DTD 06/04/2018 0.000% 03/01/2019								
	08/03/18	08/03/18	BNP PARIBAS NY BRANCH COMM PAPER	09659CH68	113,000,000.00	(112,982,108.33)	0.00	(112,982,108.33)			
			DTD 11/09/2017 0.000% 08/06/2018								
	08/06/18	08/06/18	CREDIT AGRICOLE CIB NY COMM PAPER	22533UH71	160,000,000.00	(159,991,555.56)	0.00	(159,991,555.56)			
			-- 0.000% 08/07/2018								
	08/07/18	08/07/18	BNP PARIBAS NY BRANCH COMM PAPER	09659CH84	150,000,000.00	(149,992,083.33)	0.00	(149,992,083.33)			
			DTD 08/01/2018 0.000% 08/08/2018								
	08/08/18	08/08/18	CREDIT AGRICOLE CIB NY COMM PAPER	22533UH97	165,000,000.00	(164,991,291.67)	0.00	(164,991,291.67)			
			DTD 04/09/2018 0.000% 08/09/2018								
	08/08/18	08/09/18	TOYOTA MOTOR CREDIT CORP COMM PAPER	89233HS13	25,000,000.00	(24,523,368.06)	0.00	(24,523,368.06)			
			DTD 08/08/2018 0.000% 05/01/2019								
	08/09/18	08/09/18	BNP PARIBAS NY BRANCH COMM PAPER	09659CHA9	130,000,000.00	(129,993,138.89)	0.00	(129,993,138.89)			
			DTD 11/15/2017 0.000% 08/10/2018								
	08/10/18	08/10/18	BNP PARIBAS NY BRANCH COMM PAPER	09659CHD3	125,000,000.00	(124,980,208.33)	0.00	(124,980,208.33)			
			DTD 11/16/2017 0.000% 08/13/2018								
	08/13/18	08/13/18	BNP PARIBAS NY BRANCH COMM PAPER	09659CHE1	125,000,000.00	(124,993,402.78)	0.00	(124,993,402.78)			
			DTD 11/17/2017 0.000% 08/14/2018								
	08/14/18	08/14/18	BNP PARIBAS NY BRANCH COMM PAPER	09659CLG1	25,000,000.00	(24,854,430.56)	0.00	(24,854,430.56)			
			DTD 05/22/2018 0.000% 11/16/2018								



Managed Account Security Transactions & Interest

For the Month Ending **August 31, 2018**

SAN BERNARDINO COUNTY - 76990800

Transaction Type	Trade	Settle	Security Description	CUSIP	Par	Principal Proceeds	Accrued Interest	Total	Realized G/L Cost	Realized G/L Amort Cost	Sale Method
BUY											
	08/14/18	08/14/18	BNP PARIBAS NY BRANCH COMM PAPER DTD 03/07/2018 0.000% 08/15/2018	09659CHF8	85,000,000.00	(84,995,513.89)	0.00	(84,995,513.89)			
	08/15/18	08/15/18	BNP PARIBAS NY BRANCH COMM PAPER DTD 12/19/2017 0.000% 08/16/2018	09659CHG6	100,000,000.00	(99,994,722.22)	0.00	(99,994,722.22)			
	08/16/18	08/16/18	BNP PARIBAS NY BRANCH COMM PAPER DTD 11/20/2017 0.000% 08/17/2018	09659CHH4	84,000,000.00	(83,995,566.67)	0.00	(83,995,566.67)			
	08/17/18	08/17/18	BNP PARIBAS NY BRANCH COMM PAPER DTD 12/18/2017 0.000% 08/20/2018	09659CHL5	74,000,000.00	(73,988,283.33)	0.00	(73,988,283.33)			
	08/20/18	08/20/18	BNP PARIBAS NY BRANCH COMM PAPER DTD 02/21/2018 0.000% 08/21/2018	09659CHM3	66,000,000.00	(65,996,516.67)	0.00	(65,996,516.67)			
	08/21/18	08/21/18	BNP PARIBAS NY BRANCH COMM PAPER DTD 01/23/2018 0.000% 08/22/2018	09659CHN1	66,000,000.00	(65,996,516.67)	0.00	(65,996,516.67)			
	08/21/18	08/22/18	US BANK NA CINCINNATI CERT DEPOS DTD 08/22/2018 2.300% 01/02/2019	90333VYJ3	25,000,000.00	(25,000,000.00)	0.00	(25,000,000.00)			
	08/22/18	08/22/18	MUFG BANK LTD/NY COMM PAPER -- 0.000% 09/12/2018	62479MJC8	40,000,000.00	(39,953,100.00)	0.00	(39,953,100.00)			
	08/27/18	08/27/18	BNP PARIBAS NY BRANCH COMM PAPER DTD 12/01/2017 0.000% 08/28/2018	09659CHU5	39,000,000.00	(38,997,941.67)	0.00	(38,997,941.67)			
	08/28/18	08/28/18	BNP PARIBAS NY BRANCH COMM PAPER DTD 08/28/2018 0.000% 08/29/2018	09659CHV3	35,000,000.00	(34,998,152.78)	0.00	(34,998,152.78)			
	08/29/18	08/29/18	BNP PARIBAS NY BRANCH COMM PAPER -- 0.000% 08/30/2018	09659CHW1	190,000,000.00	(189,989,972.22)	0.00	(189,989,972.22)			
	08/29/18	08/30/18	BANK OF AMERICA NA CERT DEPOS DTD 08/30/2018 2.400% 02/01/2019	06052TB74	50,000,000.00	(50,000,000.00)	0.00	(50,000,000.00)			
	08/30/18	08/30/18	BNP PARIBAS NY BRANCH COMM PAPER DTD 12/11/2017 0.000% 09/04/2018	09659CJ41	102,000,000.00	(101,973,083.33)	0.00	(101,973,083.33)			
	08/30/18	08/30/18	CREDIT AGRICOLE CIB NY COMM PAPER -- 0.000% 08/31/2018	22533UHX4	53,000,000.00	(52,997,202.78)	0.00	(52,997,202.78)			
Transaction Type Sub-Total							2,354,000,000.00 (2,352,703,318.07)	0.00	(2,352,703,318.07)		
INTEREST											



Managed Account Security Transactions & Interest

For the Month Ending **August 31, 2018**

SAN BERNARDINO COUNTY - 76990800

Transaction Type	Trade	Settle	Security Description	CUSIP	Par	Principal Proceeds	Accrued Interest	Total	Realized G/L Cost	Realized G/L Amort Cost	Sale Method
INTEREST											
08/01/18	08/01/18	08/01/18	CBA AUSTRALIA NY FLOATING CERT DEPOS	20271EML0	50,000,000.00	0.00	93,422.08	93,422.08			
			DTD 07/25/2017 2.242% 08/01/2018								
08/01/18	08/01/18	08/01/18	BMO HARRIS BANK NA FLOATING CERT DEPOS	05574BJT8	25,000,000.00	0.00	50,252.71	50,252.71			
			DTD 06/06/2018 2.424% 03/01/2019								
08/01/18	08/01/18	08/01/18	BANK OF NOVA SCOTIA CERT DEPOS	06417GM70	25,000,000.00	0.00	219,944.45	219,944.45			
			DTD 03/06/2018 2.140% 08/01/2018								
08/01/18	08/01/18	08/01/18	FREDDIE MAC GLOBAL NOTES	3137EADK2	23,347,000.00	0.00	145,918.75	145,918.75			
			DTD 07/30/2012 1.250% 08/01/2019								
08/01/18	08/01/18	08/01/18	SVENSKA HANDELSBANKEN NY FLOATING CD	86958JH85	50,000,000.00	0.00	98,838.75	98,838.75			
			DTD 06/06/2018 2.384% 07/01/2019								
08/01/18	08/01/18	08/01/18	BANK OF NOVA SCOTIA HOUSTON FLT CD	06417GT99	25,000,000.00	0.00	50,252.70	50,252.70			
			DTD 06/06/2018 2.424% 07/01/2019								
08/01/18	08/01/18	08/01/18	BANK OF NOVA SCOTIA HOUSTON FLT CD	06417GR34	25,000,000.00	0.00	166,625.43	166,625.43			
			DTD 03/29/2018 2.593% 05/01/2019								
08/01/18	08/01/18	08/01/18	ROYAL BANK OF CANADA NY FLT CERT DEPOS	78012UIDZ5	25,000,000.00	0.00	50,252.70	50,252.70			
			DTD 06/05/2018 2.424% 07/01/2019								
08/01/18	08/01/18	08/01/18	TORONTO DOMINION BANK NY FLT CERT DEPOS	89113X2J2	25,000,000.00	0.00	49,627.70	49,627.70			
			DTD 06/07/2018 2.394% 07/01/2019								
08/03/18	08/03/18	08/03/18	WESTPAC BANKING CORP NY FLOAT CERT DEPOS	96121T7M4	25,000,000.00	0.00	51,026.23	51,026.23			
			DTD 06/06/2018 2.384% 06/03/2019								
08/03/18	08/03/18	08/03/18	ROYAL BANK OF CANADA NY FLT CERT DEPOS	78009N5Z5	25,000,000.00	0.00	50,380.38	50,380.38			
			DTD 01/03/2018 2.354% 01/03/2019								
08/03/18	08/03/18	08/03/18	BANK OF MONTREAL CHICAGO FLOATING CD	06371E7H4	25,000,000.00	0.00	51,456.78	51,456.78			
			DTD 06/05/2018 2.404% 06/03/2019								



Managed Account Security Transactions & Interest

For the Month Ending **August 31, 2018**

SAN BERNARDINO COUNTY - 76990800

Transaction Type	Trade	Settle	Security Description	CUSIP	Par	Principal Proceeds	Accrued Interest	Total	Realized G/L Cost	Realized G/L Amort Cost	Sale Method
INTEREST											
	08/03/18	08/03/18	ROYAL BANK OF CANADA NY FLT CERT DEPOS	78012UDY8	25,000,000.00	0.00	51,456.78	51,456.78			
	08/03/18	08/03/18	DTD 06/05/2018 2.404% 06/03/2019 TORONTO DOMINION BANK NY FLT CERT DEPOS	89113X2H6	25,000,000.00	0.00	51,026.23	51,026.23			
	08/03/18	08/03/18	DTD 06/07/2018 2.394% 06/03/2019 BANK OF MONTREAL CHICAGO FLOATING CD	06371E5T0	25,000,000.00	0.00	52,533.15	52,533.15			
	08/06/18	08/06/18	DTD 05/11/2018 2.454% 06/03/2019 TORONTO DOMINION BANK NY FLOATING CD	89113W5C6	50,000,000.00	0.00	98,478.85	98,478.85			
	08/06/18	08/06/18	DTD 07/07/2017 2.287% 08/06/2018 MICROSOFT CORP NOTES	594918BV5	15,000,000.00	0.00	138,750.00	138,750.00			
	08/06/18	08/06/18	DTD 02/06/2017 1.850% 02/06/2020 WESTPAC BANKING CORP NY FLT CERT DEPOS	96121T7C6	50,000,000.00	0.00	104,076.05	104,076.05			
	08/07/18	08/07/18	DTD 03/06/2018 2.450% 03/06/2019 FHLB NOTES	3130A8PK3	25,000,000.00	0.00	78,125.00	78,125.00			
	08/08/18	08/08/18	DTD 07/08/2016 0.625% 08/07/2018 MICROSOFT CORP NOTES	594918BN3	20,000,000.00	0.00	110,000.00	110,000.00			
	08/11/18	08/11/18	DTD 08/08/2016 1.100% 08/08/2019 FHLB NOTES	3130ADN32	75,000,000.00	0.00	805,729.20	805,729.20			
	08/13/18	08/13/18	DTD 02/09/2018 2.125% 02/11/2020 JPMORGAN CHASE & CO CALLABLE FLT CORP	48125LRM6	10,000,000.00	0.00	65,848.61	65,848.61			
	08/15/18	08/15/18	DTD 02/13/2018 2.588% 02/13/2020 US TREASURY NOTES	912828W22	50,000,000.00	0.00	343,750.00	343,750.00			
	08/15/18	08/15/18	DTD 02/15/2017 1.375% 02/15/2020 BERKSHIRE HATHAWAY INC GLOBAL NOTES	084670BX5	10,000,000.00	0.00	57,500.00	57,500.00			
	08/15/18	08/15/18	DTD 08/15/2016 1.150% 08/15/2018 FREDDIE MAC NOTES	3137EAEH8	10,000,000.00	0.00	68,750.00	68,750.00			
	08/15/18	08/15/18	DTD 07/19/2017 1.375% 08/15/2019								



Managed Account Security Transactions & Interest

For the Month Ending **August 31, 2018**

SAN BERNARDINO COUNTY - 76990800

Transaction Type	Trade	Settle	Security Description	CUSIP	Par	Principal Proceeds	Accrued Interest	Total	Realized G/L Cost	Realized G/L Amort Cost	Sale Method
INTEREST											
	08/15/18	08/15/18	INTL BANK OF RECON AND DEV SN NOTE	459058FK4	50,000,000.00	0.00	219,000.00	219,000.00			
			DTD 07/13/2016 0.875% 08/15/2019								
	08/15/18	08/15/18	US TREASURY NOTES	912828NT3	25,000,000.00	0.00	328,125.00	328,125.00			
			DTD 08/16/2010 2.625% 08/15/2020								
	08/15/18	08/15/18	FREDDIE MAC NOTES	3137EAEH8	75,000,000.00	0.00	515,625.00	515,625.00			
			DTD 07/19/2017 1.375% 08/15/2019								
	08/16/18	08/16/18	FREDDIE MAC NOTES	3137EAEI9	50,000,000.00	0.00	593,750.00	593,750.00			
			DTD 02/16/2018 2.375% 02/16/2021								
	08/19/18	08/19/18	FEDERAL FARM CREDIT BANKS FLOATING NOTE	3133EJGR4	10,000,000.00	0.00	17,409.52	17,409.52			
			DTD 03/19/2018 2.017% 11/19/2019								
	08/20/18	08/20/18	CBA AUSTRALIA NY FLOATING CERT DEPOS	20271EMZ9	25,000,000.00	0.00	51,594.44	51,594.44			
			DTD 12/19/2017 2.317% 12/19/2018								
	08/21/18	08/21/18	WESTPAC BANKING CORP NY FLOATING CD	96121T5H7	25,000,000.00	0.00	46,540.98	46,540.98			
			DTD 12/21/2017 2.299% 12/21/2018								
	08/22/18	08/22/18	NORDEA BK AB (PUBL)/NY FLOATING CD	65590ATJ5	25,000,000.00	0.00	51,687.50	51,687.50			
			DTD 03/14/2018 2.467% 04/22/2019								
	08/24/18	08/24/18	INTER-AMERICAN DEVELOPMENT BANK	4581X0BR8	25,000,000.00	0.00	218,750.00	218,750.00			
			DTD 08/24/2011 1.750% 08/24/2018								
	08/26/18	08/26/18	FNMA BENCHMARK NOTE	3135G0J53	25,000,000.00	0.00	125,000.00	125,000.00			
			DTD 02/23/2016 1.000% 02/26/2019								
	08/28/18	08/28/18	BANK OF NOVA SCOTIA HOUSTON FLOATING CD	06417GYW2	25,000,000.00	0.00	52,252.98	52,252.98			
			DTD 09/26/2017 2.275% 09/26/2018								
	08/28/18	08/28/18	FNMA NOTES	3135G0P49	50,000,000.00	0.00	250,000.00	250,000.00			
			DTD 09/02/2016 1.000% 08/28/2019								
	08/28/18	08/28/18	FHLMC NOTES (EX-CALLABLE)	3134GA6H2	25,000,000.00	0.00	171,875.00	171,875.00			
			DTD 02/28/2017 1.375% 02/28/2019								
	08/28/18	08/28/18	FNMA NOTES	3135G0T29	40,000,000.00	0.00	300,000.00	300,000.00			
			DTD 02/28/2017 1.500% 02/28/2020								



Managed Account Security Transactions & Interest

For the Month Ending August 31, 2018

SAN BERNARDINO COUNTY - 76990800

Transaction Type	Trade	Settle	Security Description	CUSIP	Par	Principal Proceeds	Accrued Interest	Total	Realized G/L Cost	Realized G/L Amort Cost	Sale Method
INTEREST											
	08/28/18	08/28/18	JP MORGAN SECURITIES LLC FLT COMM PAPER	46640EGA0	25,000,000.00	0.00	46,352.28	46,352.28			
	08/28/18	08/28/18	DTD 01/29/2018 2.295% 09/28/2018								
	08/28/18	08/28/18	COMMONWEALTH BANK OF AUSTRALIA NY FLT C	20271ENE5	50,000,000.00	0.00	104,750.20	104,750.20			
	08/31/18	08/31/18	DTD 02/27/2018 2.345% 02/27/2019								
	08/31/18	08/31/18	US TREASURY NOTES	912828J50	25,000,000.00	0.00	171,875.00	171,875.00			
	08/31/18	08/31/18	DTD 03/02/2015 1.375% 02/29/2020								
	08/31/18	08/31/18	US TREASURY N/B NOTES	912828W55	25,000,000.00	0.00	234,375.00	234,375.00			
	08/31/18	08/31/18	DTD 02/28/2017 1.875% 02/28/2022								
	08/31/18	08/31/18	BANK OF THE WEST MONEY MARKET FUND	BKOFWEST7	0.00	0.00	324,863.01	324,863.01			
	08/31/18	08/31/18	STONECASTLE FICA	FICAMF003	0.00	0.00	59,452.06	59,452.06			
	08/31/18	08/31/18	FIDELITY GOVT MM FUND 2642	31607A703	0.00	0.00	1,570.81	1,570.81			
	08/31/18	08/31/18	CALIFORNIA ASSET MANAGEMENT PROGRAM	CAMPMF025	0.00	0.00	360,212.82	360,212.82			
	08/31/18	08/31/18	FEDERATED GOVT OBLIGATIONS FUND	608919718	0.00	0.00	1,555.47	1,555.47			
	08/31/18	08/31/18	US TREASURY N/B	912828P87	25,000,000.00	0.00	140,625.00	140,625.00			
	08/31/18	08/31/18	DTD 02/29/2016 1.125% 02/28/2021								
	08/31/18	08/31/18	US TREASURY NOTES	912828SH4	25,000,000.00	0.00	171,875.00	171,875.00			
	08/31/18	08/31/18	DTD 02/29/2012 1.375% 02/28/2019								
	08/31/18	08/31/18	US TREASURY NOTES	912828C24	50,000,000.00	0.00	375,000.00	375,000.00			
	08/31/18	08/31/18	DTD 02/28/2014 1.500% 02/28/2019								
Transaction Type Sub-Total					1,438,347,000.00	0.00	8,038,139.60	8,038,139.60			

MATURITY

08/01/18	08/01/18	MUFG BANK LTD/NY COMM PAPER	62479MH14	60,000,000.00	60,000,000.00	0.00	123,083.33	0.00			
08/01/18	08/01/18	DTD 04/03/2018 0.000% 08/01/2018									
08/01/18	08/01/18	JP MORGAN SECURITIES LLC COMM PAPER	466400H12	25,000,000.00	25,000,000.00	0.00	214,027.78	0.00			
08/01/18	08/01/18	DTD 03/20/2018 0.000% 08/01/2018									
08/01/18	08/01/18	SVENSKA HANDELSBANKEN NY CERT DEPOS	86958JZP7	50,000,000.00	50,000,000.00	454,513.89	(1,059.83)	0.00			
08/01/18	08/01/18	DTD 02/28/2018 2.125% 08/01/2018									



Managed Account Security Transactions & Interest

For the Month Ending August 31, 2018

SAN BERNARDINO COUNTY - 76990800

Transaction Type	Trade	Settle	Security Description	CUSIP	Par	Principal Proceeds	Accrued Interest	Total	Realized G/L Cost	Realized G/L Amort Cost	Sale Method
MATURITY											
	08/01/18	08/01/18	CREDIT AGRICOLE CIB NY COMM PAPER	22533UH14	25,000,000.00	25,000,000.00	0.00	25,000,000.00	108,722.22	0.00	
			DTD 02/02/2018 0.000% 08/01/2018								
	08/01/18	08/01/18	CREDIT AGRICOLE CIB NY COMM PAPER	22533UH14	187,000,000.00	187,000,000.00	0.00	187,000,000.00	9,869.44	0.00	
			DTD 02/02/2018 0.000% 08/01/2018								
	08/01/18	08/01/18	BNP PARIBAS NY BRANCH COMM PAPER	09659CH19	50,000,000.00	50,000,000.00	0.00	50,000,000.00	391,569.44	0.00	
			DTD 04/02/2018 0.000% 08/01/2018								
	08/01/18	08/01/18	CBA AUSTRALIA NY FLOATING CERT DEPOS	20271EML0	50,000,000.00	50,000,000.00	0.00	50,000,000.00	0.00	0.00	
			DTD 07/25/2017 2.242% 08/01/2018								
	08/01/18	08/01/18	BANK OF MONTREAL CHICAGO CERT DEPOS	06370RAG4	25,000,000.00	25,000,000.00	79,125.00	25,079,125.00	0.00	0.00	
			DTD 06/08/2018 2.110% 08/01/2018								
	08/01/18	08/01/18	BANK OF NOVA SCOTIA CERT DEPOS	06417GM70	25,000,000.00	25,000,000.00	0.00	25,000,000.00	0.00	0.00	
			DTD 03/06/2018 2.140% 08/01/2018								
	08/02/18	08/02/18	CREDIT AGRICOLE CIB NY COMM PAPER	22533UH22	109,000,000.00	109,000,000.00	0.00	109,000,000.00	5,752.78	0.00	
			-- 0.000% 08/02/2018								
	08/02/18	08/02/18	MJFG BANK LTD/NY COMM PAPER	62479MH22	45,000,000.00	45,000,000.00	0.00	45,000,000.00	34,475.00	0.00	
			DTD 04/26/2018 0.000% 08/02/2018								
	08/03/18	08/03/18	CREDIT AGRICOLE CIB NY COMM PAPER	22533UH30	113,000,000.00	113,000,000.00	0.00	113,000,000.00	5,963.89	0.00	
			-- 0.000% 08/03/2018								
	08/06/18	08/06/18	TORONTO DOMINION BANK NY FLOATING CD	89113W5C6	50,000,000.00	50,000,000.00	0.00	50,000,000.00	0.00	0.00	
			DTD 07/07/2017 2.287% 08/06/2018								
	08/06/18	08/06/18	BNP PARIBAS NY BRANCH COMM PAPER	09659CH68	113,000,000.00	113,000,000.00	0.00	113,000,000.00	17,891.67	0.00	
			DTD 11/09/2017 0.000% 08/06/2018								
	08/07/18	08/07/18	FHLB NOTES	3130A8PK3	25,000,000.00	25,000,000.00	0.00	25,000,000.00	52,000.00	0.00	
			DTD 07/08/2016 0.625% 08/07/2018								
	08/07/18	08/07/18	CREDIT AGRICOLE CIB NY COMM PAPER	22533UH71	160,000,000.00	160,000,000.00	0.00	160,000,000.00	8,444.44	0.00	
			-- 0.000% 08/07/2018								



Managed Account Security Transactions & Interest

For the Month Ending August 31, 2018

SAN BERNARDINO COUNTY - 76990800

Transaction Type	Trade	Settle	Security Description	CUSIP	Par	Principal Proceeds	Accrued Interest	Total	Realized G/L Cost	Realized G/L Amort Cost	Sale Method	
MATURITY												
08/08/18	08/08/18		MUFG BANK LTD/NY COMM PAPER DTD 05/01/2018 0.000% 08/08/2018	62479MH89	25,000,000.00	25,000,000.00	0.00	25,000,000.00	21,888.89	0.00	0.00	
08/08/18	08/08/18		BNP PARIBAS NY BRANCH COMM PAPER DTD 08/01/2018 0.000% 08/08/2018	09659CH84	150,000,000.00	150,000,000.00	0.00	150,000,000.00	7,916.67	0.00	0.00	
08/09/18	08/09/18		CREDIT AGRICOLE CIB NY COMM PAPER DTD 04/09/2018 0.000% 08/09/2018	22533UH97	165,000,000.00	165,000,000.00	0.00	165,000,000.00	8,708.33	0.00	0.00	
08/10/18	08/10/18		BNP PARIBAS NY BRANCH COMM PAPER DTD 11/15/2017 0.000% 08/10/2018	09659CHA9	130,000,000.00	130,000,000.00	0.00	130,000,000.00	6,861.11	0.00	0.00	
08/13/18	08/13/18		BNP PARIBAS NY BRANCH COMM PAPER DTD 11/16/2017 0.000% 08/13/2018	09659CHD3	125,000,000.00	125,000,000.00	0.00	125,000,000.00	19,791.67	0.00	0.00	
08/14/18	08/14/18		BNP PARIBAS NY BRANCH COMM PAPER DTD 11/17/2017 0.000% 08/14/2018	09659CHE1	125,000,000.00	125,000,000.00	0.00	125,000,000.00	6,597.22	0.00	0.00	
08/15/18	08/15/18		BERKSHIRE HATHAWAY INC GLOBAL NOTES DTD 08/15/2016 1.150% 08/15/2018	084670BX5	10,000,000.00	10,000,000.00	0.00	10,000,000.00	1,200.00	0.00	0.00	
08/15/18	08/15/18		BNP PARIBAS NY BRANCH COMM PAPER DTD 03/07/2018 0.000% 08/15/2018	09659CHF8	85,000,000.00	85,000,000.00	0.00	85,000,000.00	4,486.11	0.00	0.00	
08/15/18	08/15/18		MUFG BANK LTD/NY COMM PAPER DTD 04/16/2018 0.000% 08/15/2018	62479MHF3	35,000,000.00	35,000,000.00	0.00	35,000,000.00	44,722.22	0.00	0.00	
08/16/18	08/16/18		BNP PARIBAS NY BRANCH COMM PAPER DTD 12/19/2017 0.000% 08/16/2018	09659CHG6	100,000,000.00	100,000,000.00	0.00	100,000,000.00	5,277.78	0.00	0.00	
08/17/18	08/17/18		BNP PARIBAS NY BRANCH COMM PAPER DTD 11/20/2017 0.000% 08/17/2018	09659CHH4	84,000,000.00	84,000,000.00	0.00	84,000,000.00	4,433.33	0.00	0.00	
08/20/18	08/20/18		BNP PARIBAS NY BRANCH COMM PAPER DTD 12/18/2017 0.000% 08/20/2018	09659CHL5	74,000,000.00	74,000,000.00	0.00	74,000,000.00	11,716.67	0.00	0.00	
08/20/18	08/20/18		FEDERAL FARM CREDIT BANKS DISC NOTE -- 0.000% 08/20/2018	313313C63	15,000,000.00	15,000,000.00	0.00	15,000,000.00	170,683.33	0.00	0.00	
08/21/18	08/21/18		BNP PARIBAS NY BRANCH COMM PAPER DTD 02/21/2018 0.000% 08/21/2018	09659CHM3	66,000,000.00	66,000,000.00	0.00	66,000,000.00	3,483.33	0.00	0.00	
08/22/18	08/22/18		BNP PARIBAS NY BRANCH COMM PAPER DTD 01/23/2018 0.000% 08/22/2018	09659CHN1	66,000,000.00	66,000,000.00	0.00	66,000,000.00	3,483.33	0.00	0.00	



Managed Account Security Transactions & Interest

For the Month Ending **August 31, 2018**

SAN BERNARDINO COUNTY - 76990800

Transaction Type	Trade	Settle	Security Description	CUSIP	Par	Principal Proceeds	Accrued Interest	Total	Realized G/L Cost	Realized G/L Amort Cost	Sale Method	
MATURITY												
08/24/18	08/24/18		INTER-AMERICAN DEVELOPMENT BANK DTD 08/24/2011 1.750% 08/24/2018	4581X0BR8	25,000,000.00	25,000,000.00	0.00	25,000,000.00	(370,589.25)	0.00		
08/28/18	08/28/18		BNP PARIBAS NY BRANCH COMM PAPER DTD 12/01/2017 0.000% 08/28/2018	09659CHU5	39,000,000.00	39,000,000.00	0.00	39,000,000.00	2,058.33	0.00		
08/29/18	08/29/18		BNP PARIBAS NY BRANCH COMM PAPER DTD 08/28/2018 0.000% 08/29/2018	09659CHV3	35,000,000.00	35,000,000.00	0.00	35,000,000.00	1,847.22	0.00		
08/30/18	08/30/18		BNP PARIBAS NY BRANCH COMM PAPER -- 0.000% 08/30/2018	09659CHW1	190,000,000.00	190,000,000.00	0.00	190,000,000.00	10,027.78	0.00		
08/31/18	08/31/18		CREDIT AGRICOLE CIB NY COMM PAPER -- 0.000% 08/31/2018	22533UHX4	53,000,000.00	53,000,000.00	0.00	53,000,000.00	2,797.22	0.00		
Transaction Type Sub-Total					2,709,000,000.00	2,709,000,000.00	533,638.89	2,709,533,638.89	938,131.45	0.00		
Managed Account Sub-Total						356,296,681.93	8,571,778.49	364,868,460.42	938,131.45	0.00		
Total Security Transactions						\$356,296,681.93	\$8,571,778.49	\$364,868,460.42	\$938,131.45	\$0.00		