



Customer Service
PO Box 11813
Harrisburg, PA 17108-1813

ACCOUNT STATEMENT
For the Month Ending
December 31, 2018

SAN BERNARDINO COUNTY

Client Management Team

Kenneth Schiebel, CFA

Managing Director
213 Market Street
Harrisburg, PA 17101-2141
717-232-2723
schiebelk@pfm.com

Danny A. Nelson

Senior Managing Consultant
222 North LaSalle, Suite 910
Chicago, IL 60601
312-523-2434
nelsond@pfm.com

Contents

Cover/Disclosures
Summary Statement
Individual Accounts

Accounts included in Statement

76990800 SAN BERNARDINO COUNTY

SAN BERNARDINO COUNTY
PARTH BHATT
268 WEST HOSPITALITY LANE
FIRST FLOOR
SAN BERNARDINO, CA 92415-0360

Online Access www.pfm.com

Customer Service 1-717-232-2723



Important Disclosures

Important Disclosures

This statement is for general information purposes only and is not intended to provide specific advice or recommendations. PFM Asset Management LLC ("PFM") is an investment advisor registered with the Securities and Exchange Commission, and is required to maintain a written disclosure statement of our background and business experience. If you would like to receive a copy of our current disclosure statement, please contact Service Operations at the address below.

Proxy Voting PFM does not normally receive proxies to vote on behalf of its clients. However, it does on occasion receive consent requests. In the event a consent request is received the portfolio manager contacts the client and then proceeds according to their instructions. PFM's Proxy Voting Policy is available upon request by contacting Service Operations at the address below.

Questions About an Account PFM's monthly statement is intended to detail our investment advisory activity as well as the activity of any accounts held by clients in pools that are managed by PFM. The custodian bank maintains the control of assets and executes (i.e., settles) all investment transactions. The custodian statement is the official record of security and cash holdings and transactions. PFM recognizes that clients may use these reports to facilitate record keeping and that the custodian bank statement and the PFM statement should be reconciled and differences resolved. Many custodians use a settlement date basis which may result in the need to reconcile due to a timing difference.

Account Control PFM does not have the authority to withdraw funds from or deposit funds to the custodian. Our clients retain responsibility for their internal accounting policies; implementing and enforcing internal controls and generating ledger entries or otherwise recording transactions.

Market Value Generally, PFM's market prices are derived from closing bid prices as of the last business day of the month as supplied by ICE Data Services or Bloomberg. Where prices are not available from generally recognized sources the securities are priced using a yield-based matrix system to arrive at an estimated market value. Prices that fall between data points are interpolated. Non-negotiable FDIC-insured bank certificates of deposit are priced at par. Although PFM believes the prices to be reliable, the values of the securities do not always represent the prices at which the securities could have been bought or sold. Explanation of the valuation methods for money market and TERM funds is contained in the appropriate fund information statement.

Amortized Cost The original cost of the principal of the security is adjusted for the amount of the periodic reduction of any discount or premium from the purchase date until the date of the report. Discount or premium with respect to short term securities (those with less than one year to maturity at time of issuance) is amortized on a straightline basis. Such discount or premium with respect to longer term securities is amortized using the constant yield basis.

Tax Reporting Cost data and realized gains / losses are provided for informational purposes only. Please review for accuracy and consult your tax advisor to determine the tax consequences of your security transactions. PFM does not report such information to the IRS or other taxing authorities and is not responsible for the accuracy of such information that may be required to be reported to federal, state or other taxing authorities.

Financial Situation In order to better serve you, PFM should be promptly notified of any material change in your investment objective or financial situation.

Callable Securities Securities subject to redemption prior to maturity may be redeemed in whole or in part before maturity, which could affect the yield represented.

Portfolio The securities in this portfolio, including shares of mutual funds, are not guaranteed or otherwise protected by PFM, the FDIC (except for certain non-negotiable certificates of deposit) or any government agency. Investment in securities involves risks, including the possible loss of the amount invested. Actual settlement values, accrued interest, and amortized cost amounts may vary for securities subject to an adjustable interest rate or subject to principal paydowns. Any changes to the values shown may be reflected within the next monthly statement's beginning values.

Rating Information provided for ratings is based upon a good faith inquiry of selected sources, but its accuracy and completeness cannot be guaranteed. Shares of some money market and TERM funds are marketed through representatives of PFM's wholly owned subsidiary, PFM Fund Distributors, Inc. PFM Fund Distributors, Inc. is registered with the SEC as a broker/dealer and is a member of the Financial Industry Regulatory Authority ("FINRA") and the Municipal Securities Rulemaking Board ("MSRB"). You may reach the FINRA by calling the FINRA Regulator Public Disclosure Hotline at 1-888-289-9999 or at the FINRA Regulation Internet website address www.nasdr.com. A brochure describing the FINRA Regulation Public Disclosure Program is also available from the FINRA upon request.

Key Terms and Definitions

Dividends on money market funds consist of interest earned, plus any discount ratably amortized to the date of maturity, plus all realized gains and losses on the sale of securities prior to maturity, less ratable amortization of any premium and all accrued expenses to the fund. Dividends are accrued daily and may be paid either monthly or quarterly. The monthly earnings on this statement represent the estimated dividend accrued for the month for any program that distributes earnings on a quarterly basis. There is no guarantee that the estimated amount will be paid on the actual distribution date.

Current Yield is the net change, exclusive of capital changes and income other than investment income, in the value of a hypothetical fund account with a balance of one share over the seven-day base period including the statement date, expressed as a percentage of the value of one share (normally \$1.00 per share) at the beginning of the seven-day period. This resulting net change in account value is then annualized by multiplying it by

365 and dividing the result by 7. The yields quoted should not be considered a representation of the yield of the fund in the future, since the yield is not fixed.

Average maturity represents the average maturity of all securities and investments of a portfolio, determined by multiplying the par or principal value of each security or investment by its maturity (days or years), summing the products, and dividing the sum by the total principal value of the portfolio. The stated maturity date of mortgage backed or callable securities are used in this statement. However the actual maturity of these securities could vary depending on the level or prepayments on the underlying mortgages or whether a callable security has or is still able to be called.

Monthly distribution yield represents the net change in the value of one share (normally \$1.00 per share) resulting from all dividends declared during the month by a fund expressed as a percentage of the value of one share at the beginning of the month. This resulting net change is then annualized by multiplying it by 365 and dividing it by the number of calendar days in the month.

YTM at Cost The yield to maturity at cost is the expected rate of return, based on the original cost, the annual interest receipts, maturity value and the time period from purchase date to maturity, stated as a percentage, on an annualized basis.

YTM at Market The yield to maturity at market is the rate of return, based on the current market value, the annual interest receipts, maturity value and the time period remaining until maturity, stated as a percentage, on an annualized basis.

Managed Account A portfolio of investments managed discretely by PFM according to the client's specific investment policy and requirements. The investments are directly owned by the client and held by the client's custodian.

Unsettled Trade A trade which has been executed however the final consummation of the security transaction and payment has not yet taken place.

Please review the detail pages of this statement carefully. If you think your statement is wrong, missing account information, or if you need more information about a transaction, please contact PFM within 60 days of receipt. If you have other concerns or questions regarding your account you should contact a member of your client management team or PFM Service Operations at the address below.

PFM Asset Management LLC
Attn: Service Operations
213 Market Street
Harrisburg, PA 17101



SAN BERNARDINO COUNTY

Consolidated Summary Statement

Account Statement
For the Month Ending December 31, 2018

Portfolio Summary

Portfolio Holdings	Cash Dividends and Income	Closing Market Value
PFM Managed Account	8,425,845.05	6,968,271,233.75
Cash Balance	0.00	188,113,324.59
Total	\$8,425,845.05	\$7,156,384,558.34

Investment Allocation

Investment Type	Closing Market Value	Percent
Bank Note	74,383,505.00	1.04
Certificate of Deposit	963,935,485.23	13.47
Commercial Paper	856,635,866.00	11.97
Corporate Note	113,220,375.00	1.58
Federal Agency Bond / Note	1,790,877,601.27	25.03
Federal Agency Discount Note	299,790,755.50	4.19
Federally Insured Cash Account	1,000,000.00	0.01
Joint Powers Authority	200,000,000.00	2.79
Money Market Mutual Fund	2,000,000.00	0.03
NOW Account	225,000,000.00	3.14
Supra-National Agency Bond / Note	640,600,555.00	8.95
Supra-National Discount Note	163,359,865.75	2.28
U.S. Treasury Bill	155,000,000.00	2.17
U.S. Treasury Bond / Note	1,482,467,225.00	20.72
Cash Balance	188,113,324.59	2.63
Total	\$7,156,384,558.34	100.00%



SAN BERNARDINO COUNTY

Consolidated Summary Statement

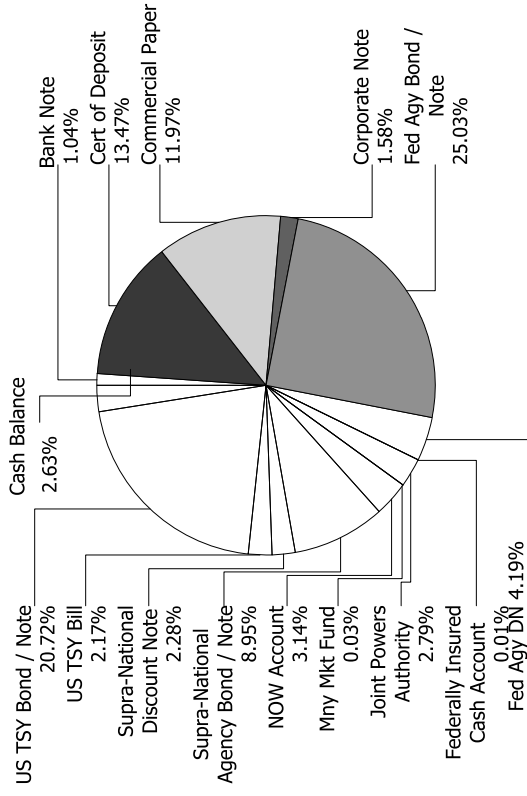
Account Statement
For the Month Ending December 31, 2018

Maturity Distribution (Fixed Income Holdings)

Portfolio Holdings	Closing Market Value	Percent
Under 30 days	1,875,601,784.57	26.22
31 to 60 days	680,919,184.45	9.51
61 to 90 days	299,362,336.80	4.18
91 to 180 days	751,983,998.50	10.51
181 days to 1 year	1,195,711,337.02	16.71
1 to 2 years	1,478,100,808.00	20.65
2 to 3 years	726,624,034.00	10.15
3 to 4 years	148,081,075.00	2.07
4 to 5 years	0.00	0.00
Over 5 years	0.00	0.00
Total	\$7,156,384,558.34	100.00%

Weighted Average Days to Maturity 291

Sector Allocation





Managed Account Summary Statement

For the Month Ending December 31, 2018

SAN BERNARDINO COUNTY - 76990800

Transaction Summary - Managed Account

Opening Market Value	\$6,326,681,560.16
Maturities/Calls	(2,197,000,000.00)
Principal Dispositions	0.00
Principal Acquisitions	2,819,404,260.62
Unsettled Trades	0.00
Change in Current Value	19,185,412.97
Closing Market Value	\$6,968,271,233.75

Cash Transactions Summary - Managed Account

Maturities/Calls	2,197,000,000.00
Sale Proceeds	0.00
Coupon/Interest/Dividend Income	7,912,056.08
Principal Payments	0.00
Security Purchases	(2,820,022,975.82)
Net Cash Contribution	615,110,919.74
Reconciling Transactions	0.00

Earnings Reconciliation (Cash Basis) - Managed Account

Interest/Dividends/Coupons Received	7,912,056.08
Less Purchased Interest Related to Interest/Coupons	(618,715.20)
Plus Net Realized Gains/Losses	1,132,504.17
Total Cash Basis Earnings	\$8,425,845.05

Cash Balance

Closing Cash Balance **\$0.00**

Earnings Reconciliation (Accrual Basis)

	Total
Ending Amortized Value of Securities	6,989,537,589.41
Ending Accrued Interest	19,915,021.41
Plus Proceeds from Sales	0.00
Plus Proceeds of Maturities/Calls/Principal Payments	2,197,000,000.00
Plus Coupons/Dividends Received	7,912,056.08
Less Cost of New Purchases	(2,820,022,975.82)
Less Beginning Amortized Value of Securities	(6,364,206,132.83)
Less Beginning Accrued Interest	(18,211,455.79)

Total Accrual Basis Earnings

\$11,924,102.46



SAN BERNARDINO COUNTY - 76990800

Portfolio Summary and Statistics

For the Month Ending **December 31, 2018**

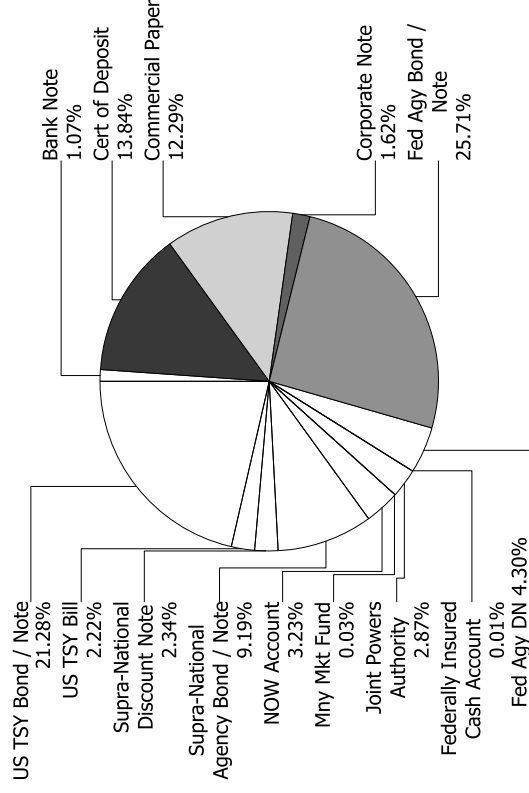
Account Summary

Description	Par Value	Market Value	Percent
U.S. Treasury Bond / Note	1,500,000,000.00	1,482,467,225.00	21.28
U.S. Treasury Bill	155,000,000.00	155,000,000.00	2.22
Supra-National Discount Note	163,500,000.00	163,359,865.75	2.34
Supra-National Agency Bond / Note	645,000,000.00	640,600,555.00	9.19
NOW Account	225,000,000.00	225,000,000.00	3.23
Money Market Mutual Fund	2,000,000.00	2,000,000.00	0.03
Joint Powers Authority	200,000,000.00	200,000,000.00	2.87
Federally Insured Cash Account	1,000,000.00	1,000,000.00	0.01
Federal Agency Discount Note	300,000,000.00	299,790,755.50	4.30
Federal Agency Bond / Note	1,798,347,000.00	1,790,877,601.27	25.71
Corporate Note	114,000,000.00	113,220,375.00	1.62
Commercial Paper	859,000,000.00	856,635,866.00	12.29
Certificate of Deposit	964,400,000.00	963,935,485.23	13.84
Bank Note	75,000,000.00	74,383,505.00	1.07
Managed Account Sub-Total	7,002,247,000.00	6,968,271,233.75	100.00%
Accrued Interest		19,915,021.41	
Total Portfolio	7,002,247,000.00	6,988,186,255.16	

Unsettled Trades

0.00 0.00 0.00

Sector Allocation



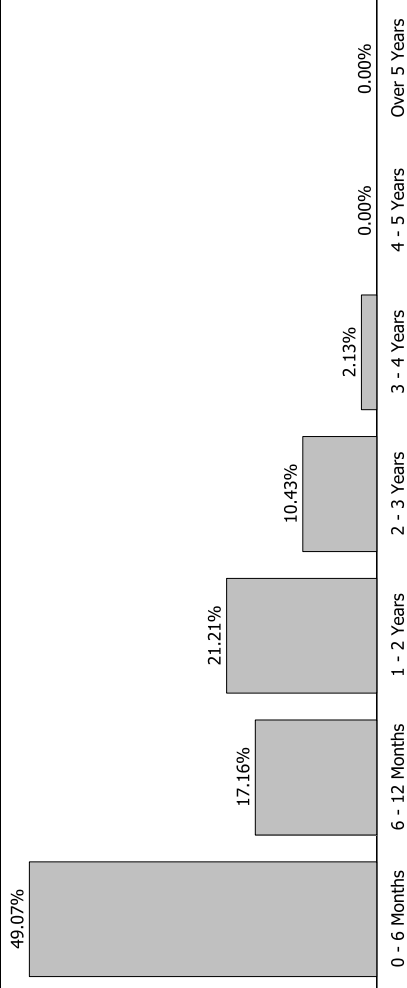


Portfolio Summary and Statistics

For the Month Ending December 31, 2018

SAN BERNARDINO COUNTY - 76990800

Maturity Distribution



Characteristics

Yield to Maturity at Cost	2.11%
Yield to Maturity at Market	2.51%
Duration to Worst	0.79
Weighted Average Days to Maturity	299



Managed Account Issuer Summary

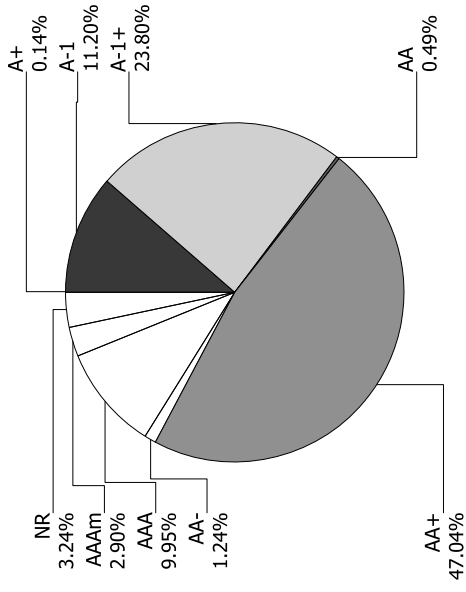
For the Month Ending December 31, 2018

SAN BERNARDINO COUNTY - 76990800

Issuer Summary

Issuer	Market Value of Holdings	Percent
3M COMPANY	11,719,004.00	0.17
AMERICAN HONDA FINANCE	39,978,400.00	0.57
BANK OF AMERICA CO	74,944,095.00	1.08
BANK OF MONTREAL	99,925,375.75	1.43
BANK OF NOVA SCOTIA	49,976,250.00	0.72
BANK OF THE WEST	225,000,000.00	3.23
BNP PARIBAS	29,870,010.00	0.43
CAMP	200,000,000.00	2.87
COMMONWEALTH BANK OF AUSTRALIA	99,959,257.00	1.43
CREDIT AGRICOLE SA	124,975,250.00	1.79
EXXON MOBIL CORP	156,490,421.00	2.25
FANNIE MAE	622,763,990.00	8.94
FEDERAL FARM CREDIT BANKS	259,471,155.00	3.72
FEDERAL HOME LOAN BANKS	857,702,420.50	12.32
FEDERATED GOVT OBLIGATIONS FUNDS	1,000,000.00	0.01
FIDELITY TREASURY MF	1,000,000.00	0.01
FREDDIE MAC	350,730,791.27	5.03
INTER-AMERICAN DEVELOPMENT BANK	273,714,625.00	3.93
INTERNATIONAL FINANCE CORPORATION	24,835,925.00	0.36
INTL BANK OF RECONSTRUCTION AND DEV	505,409,870.75	7.25
JOHNSON & JOHNSON	2,956,053.00	0.04
JP MORGAN CHASE & CO	89,469,640.00	1.28
MICROSOFT CORP	49,542,720.00	0.71
MITSUBISHI UFJ FINANCIAL GROUP INC	231,934,715.00	3.33
NORDEA BANK AB	114,994,182.30	1.65
RABOBANK NEDERLAND	49,154,350.00	0.71
ROYAL BANK OF CANADA	148,675,260.23	2.13
STONECASTLE FICA	1,000,000.00	0.01
SVENSKA HANDELSBANKEN AB	150,655,639.70	2.16
TORONTO-DOMINION BANK	99,926,961.25	1.43
TOYOTA MOTOR CORP	149,677,850.00	2.15
UNITED STATES TREASURY	1,637,467,225.00	23.51

Credit Quality (S&P Ratings)





For the Month Ending December 31, 2018

Managed Account Issuer Summary

SAN BERNARDINO COUNTY - 76990800

Issuer	Market Value of Holdings	Percent
US BANCORP	124,325,219.00	1.78
WAL-MART STORES INC	34,087,828.00	0.49
WESTPAC BANKING CORP	74,936,750.00	1.08
Total	\$6,968,271,233.75	100.00%



Managed Account Detail of Securities Held

For the Month Ending December 31, 2018

SAN BERNARDINO COUNTY - 76990800

Security Type/Description	Dated Date/Coupon/Maturity	CUSIP	S&P Rating	Moody's Rating	Trade Date	Settle Date	Original Cost	YTM at Cost	Accrued Interest	Amortized Cost	Market Value
U.S. Treasury Bond / Note											
US TREASURY NOTES	DTD 02/29/2012 1.375% 02/28/2019	912828SH4	AA+	Aaa	11/18/15	11/19/15	25,046,875.00	1.32	116,799.03	25,002,338.50	24,959,350.00
US TREASURY NOTES	DTD 02/28/2014 1.500% 02/28/2019	912828C24	AA+	Aaa	10/27/16	10/28/16	50,607,421.88	0.97	254,834.25	50,041,980.50	49,928,450.00
US TREASURY NOTES	DTD 03/31/2014 1.625% 03/31/2019	912828C65	AA+	Aaa	11/12/15	11/13/15	25,210,937.50	1.37	103,794.64	25,015,570.50	24,951,025.00
US TREASURY NOTES	DTD 04/15/2016 0.875% 04/15/2019	912828Q52	AA+	Aaa	09/26/17	09/27/17	24,797,851.56	1.40	46,875.00	24,962,450.25	24,890,150.00
US TREASURY NOTES	DTD 05/31/2017 1.250% 05/31/2019	912828X54	AA+	Aaa	06/14/17	06/15/17	24,977,539.06	1.30	27,472.53	24,995,238.75	24,872,075.00
US TREASURY NOTES	DTD 05/31/2017 1.250% 05/31/2019	912828X54	AA+	Aaa	09/26/17	09/27/17	24,934,670.31	1.41	27,472.53	24,983,824.25	24,872,075.00
US TREASURY NOTES	DTD 05/31/2012 1.125% 05/31/2019	912828SX9	AA+	Aaa	03/28/17	03/29/17	49,800,781.25	1.31	49,450.55	49,961,847.00	49,718,750.00
US TREASURY NOTES	DTD 06/15/2016 0.875% 06/15/2019	912828R85	AA+	Aaa	12/20/16	12/21/16	24,660,156.25	1.43	10,216.35	24,937,091.25	24,817,375.00
US TREASURY NOTES	DTD 07/02/2012 1.000% 06/30/2019	912828TC4	AA+	Aaa	03/28/17	03/29/17	49,630,859.38	1.33	1,381.22	49,917,766.00	49,625,000.00
US TREASURY NOTES	DTD 06/30/2014 1.625% 06/30/2019	912828WS5	AA+	Aaa	06/29/17	06/30/17	50,244,140.63	1.38	2,244.48	50,061,324.00	49,773,450.00
US TREASURY NOTES	DTD 06/30/2014 1.625% 06/30/2019	912828WS5	AA+	Aaa	07/03/17	07/05/17	50,210,937.50	1.41	2,244.48	50,053,363.50	49,773,450.00
US TREASURY N/B NOTES	DTD 06/30/2017 1.250% 06/30/2019	912828XV7	AA+	Aaa	12/15/17	12/18/17	49,570,312.50	1.82	1,726.52	49,859,562.50	49,687,500.00
US TREASURY NOTES	DTD 09/15/2016 0.875% 09/15/2019	9128282G4	AA+	Aaa	09/20/17	09/21/17	24,721,679.69	1.45	65,262.43	24,900,696.25	24,691,400.00
US TREASURY NOTES	DTD 10/31/2014 1.500% 10/31/2019	912828F62	AA+	Aaa	12/20/16	12/21/16	24,968,750.00	1.54	64,226.52	24,990,847.75	24,766,600.00



Managed Account Detail of Securities Held

For the Month Ending December 31, 2018

SAN BERNARDINO COUNTY - 76990800

Security Type/Description	Dated Date/Coupon/Maturity	CUSIP	S&P Rating	Moody's Rating	Trade Date	Settle Date	Original Cost	YTM at Cost	Accrued Interest	Amortized Cost	Market Value
U.S. Treasury Bond / Note											
US TREASURY NOTES	DTD 10/31/2014 1.500% 10/31/2019	912828F62	AA+	Aaa	11/16/17	11/17/17	24,899,414.06	1.71	64,226.52	24,956,963.50	24,766,600.00
US TREASURY NOTES	DTD 11/30/2012 1.000% 11/30/2019	912828UB4	AA+	Aaa	11/10/16	11/14/16	24,900,390.63	1.13	21,978.02	24,969,805.75	24,631,825.00
US TREASURY N/B	DTD 12/15/2016 1.375% 12/15/2019	912828U73	AA+	Aaa	09/26/17	09/27/17	24,948,242.19	1.47	16,054.26	24,977,597.50	24,702,150.00
US TREASURY N/B NOTES	DTD 01/17/2017 1.375% 01/15/2020	912828V31	AA+	Aaa	01/12/18	01/16/18	49,376,953.13	2.01	317,595.11	49,673,125.50	49,369,150.00
US TREASURY NOTES	DTD 02/15/2017 1.375% 02/15/2020	912828W22	AA+	Aaa	01/12/18	01/16/18	49,337,890.63	2.03	259,680.71	49,639,838.50	49,310,550.00
US TREASURY NOTES	DTD 03/02/2015 1.375% 02/29/2020	912828J50	AA+	Aaa	02/01/17	02/02/17	24,858,398.44	1.56	116,799.03	24,945,770.50	24,650,400.00
US TREASURY NOTES	DTD 04/30/2015 1.375% 04/30/2020	912828K58	AA+	Aaa	01/06/17	01/09/17	49,675,781.25	1.58	117,748.62	49,867,864.00	49,230,450.00
US TREASURY NOTES	DTD 04/30/2013 1.125% 04/30/2020	912828VA5	AA+	Aaa	01/31/18	02/01/18	48,820,312.50	2.21	96,339.78	49,294,743.50	49,058,600.00
US TREASURY NOTES	DTD 05/31/2013 1.375% 05/31/2020	912828VF4	AA+	Aaa	03/28/18	03/29/18	49,009,765.63	2.31	60,439.56	49,351,398.50	49,193,350.00
US TREASURY NOTES	DTD 06/01/2015 1.500% 05/31/2020	912828XE5	AA+	Aaa	04/25/18	04/26/18	48,966,796.88	2.52	65,934.07	49,298,507.50	49,265,600.00
US TREASURY NOTES	DTD 07/01/2013 1.875% 06/30/2020	912828VJ6	AA+	Aaa	03/28/18	03/29/18	49,511,718.75	2.32	2,589.78	49,673,697.50	49,503,900.00
US TREASURY NOTES	DTD 07/01/2013 1.875% 06/30/2020	912828VJ6	AA+	Aaa	04/25/18	04/26/18	49,298,828.13	2.54	2,589.78	49,514,678.00	49,503,900.00
US TREASURY NOTES	DTD 07/31/2013 2.000% 07/31/2020	912828VP2	AA+	Aaa	04/25/18	04/26/18	49,404,296.88	2.54	418,478.26	49,581,175.50	49,587,900.00
US TREASURY NOTES	DTD 08/16/2010 2.625% 08/15/2020	912828NT3	AA+	Aaa	12/20/16	12/21/16	25,721,679.69	1.80	247,877.04	25,326,477.50	25,035,150.00



Managed Account Detail of Securities Held

For the Month Ending December 31, 2018

SAN BERNARDINO COUNTY - 76990800

Security Type/Description	Dated Date/Coupon/Maturity	CUSIP	S&P Rating	Moody's Rating	Trade Date	Settle Date	Original Cost	YTM at Cost	Accrued Interest	Amortized Cost	Market Value
U.S. Treasury Bond / Note											
UNITED STATES TREASURY NOTES	DTD 08/31/2018 2.625% 08/31/2020	9128284Y3	AA+	Aaa	12/18/18	12/20/18	49,968,750.00	2.66	445,959.94	49,969,506.50	50,066,400.00
US TREASURY NOTES	DTD 09/30/2015 1.375% 09/30/2020	912828L65	AA+	Aaa	12/18/18	12/20/18	48,888,671.88	2.66	175,652.47	48,908,933.50	49,017,600.00
US TREASURY NOTES	DTD 10/31/2013 1.750% 10/31/2020	912828WC0	AA+	Aaa	10/25/17	10/26/17	49,996,093.75	1.75	149,861.88	49,997,637.00	49,316,400.00
US TREASURY NOTES	DTD 11/30/2015 1.625% 11/30/2020	912828M98	AA+	Aaa	12/20/16	12/21/16	24,755,859.38	1.88	35,714.29	24,879,403.00	24,587,900.00
US TREASURY NOTES	DTD 02/29/2016 1.125% 02/28/2021	912828P87	AA+	Aaa	11/29/17	11/30/17	24,374,023.44	1.92	95,562.85	24,579,637.75	24,278,325.00
US TREASURY NOTES	DTD 05/31/2016 1.375% 05/31/2021	912828R77	AA+	Aaa	12/20/16	12/21/16	24,334,960.94	2.00	30,219.78	24,631,700.75	24,357,425.00
US TREASURY NOTES	DTD 06/02/2014 2.000% 05/31/2021	912828WN6	AA+	Aaa	12/02/16	12/05/16	50,447,265.63	1.79	87,912.09	50,244,920.50	49,445,300.00
US TREASURY N/B	DTD 09/30/2016 1.125% 09/30/2021	912828T34	AA+	Aaa	11/29/17	11/30/17	24,198,242.19	2.00	71,857.83	24,419,903.00	24,112,300.00
US TREASURY NOTES	DTD 12/01/2014 1.875% 11/30/2021	912828G53	AA+	Aaa	12/20/16	12/21/16	24,734,375.00	2.10	41,208.79	24,840,273.00	24,589,850.00
US TREASURY NOTES	DTD 02/02/2015 1.500% 01/31/2022	912828H86	AA+	Aaa	02/15/17	02/16/17	48,779,296.88	2.02	313,858.70	49,226,908.00	48,572,250.00
US TREASURY N/B NOTES	DTD 02/28/2017 1.875% 02/28/2022	912828W55	AA+	Aaa	11/29/17	11/30/17	24,823,242.19	2.05	159,271.41	24,867,322.25	24,545,900.00
US TREASURY N/B NOTES	DTD 11/02/2015 1.875% 10/31/2022	912828M49	AA+	Aaa	11/29/17	11/30/17	24,739,257.81	2.10	80,283.15	24,794,851.25	24,441,400.00
Security Type Sub-Total			1,500,000,000.00				1,488,153,420.39	1.85	4,269,694.25	1,492,116,540.75	1,482,467,225.00
U.S. Treasury Bill											
UNITED STATES TREASURY BILL	DTD 11/08/2018 0.000% 01/02/2019	912796UG2	A-1+	P-1	12/27/18	12/27/18	154,941,810.42	2.25	0.00	154,990,301.65	155,000,000.00



Managed Account Detail of Securities Held

For the Month Ending December 31, 2018

SAN BERNARDINO COUNTY - 76990800

Security Type/Description Dated Date/Coupon/Maturity	CUSIP	S&P Rating	Moody's Rating	Trade Date	Settle Date	Original Cost	YTM at Cost	Accrued Interest	Amortized Cost	Market Value
U.S. Treasury Bill										
Security Type Sub-Total						154,941,810.42	2.25	0.00	154,990,301.65	155,000,000.00
Supra-National Discount Note										
INTL BANK OF RECON AND DEV DISC NOTE -- 0.000% 01/02/2019	459052AB2	A-1+	P-1	09/27/18	10/01/18	24,854,687.50	2.26	0.00	24,998,437.50	24,996,798.75
INTL BANK OF RECON AND DEV DISC NOTE -- 0.000% 01/02/2019	459052AB2	A-1+	P-1	09/28/18	10/01/18	49,709,375.00	2.26	0.00	49,996,875.00	49,993,597.50
INTL BANK OF RECON AND DEV DISC NOTE -- 0.000% 01/14/2019	459052AP1	A-1+	P-1	12/26/18	12/28/18	38,456,003.06	2.42	0.00	38,466,355.24	38,469,469.50
INTL BANK OF RECON AND DEV DISC NOTE -- 0.000% 02/01/2019	459052BH8	A-1+	P-1	12/13/18	12/13/18	49,833,333.33	2.41	0.00	49,896,666.50	49,900,000.00
Security Type Sub-Total						162,853,398.89	2.35	0.00	163,358,334.24	163,359,865.75
Supra-National Agency Bond / Note										
INTL BK OF REC & DEV NOTE (EX-CALLABLE) DTD 04/26/2016 1.250% 04/26/2019	459058FC2	AAA	Aaa	04/21/16	04/26/16	24,947,500.00	1.32	56,423.61	24,994,317.25	24,893,750.00
INTER-AMERICAN DEVELOPMENT BANK DTD 04/12/2016 1.000% 05/13/2019	458182DX7	AAA	Aaa	05/24/16	05/27/16	24,842,875.00	1.22	33,333.33	24,980,255.50	24,848,225.00
INTER-AMERICAN DEVELOPMENT BANK DTD 04/12/2016 1.000% 05/13/2019	458182DX7	AAA	Aaa	04/05/16	04/12/16	99,700,000.00	1.10	133,333.33	99,963,826.00	99,392,900.00
INTL BANK OF RECON AND DEV DTD 01/25/2016 1.430% 07/25/2019	45905UUV4	AAA	Aaa	01/13/16	01/25/16	50,000,000.00	1.43	309,833.33	50,000,000.00	49,607,500.00
INTL BANK OF RECON AND DEV GLOBAL NOTES DTD 01/28/2016 1.250% 07/26/2019	459058EV1	AAA	Aaa	01/21/16	01/28/16	24,879,250.00	1.39	134,548.61	24,979,927.75	24,805,650.00
INTL BANK OF RECON AND DEV SN NOTE DTD 07/13/2016 0.875% 08/15/2019	459058FK4	AAA	Aaa	07/08/16	07/13/16	49,907,500.00	0.94	165,277.78	49,981,143.00	49,445,000.00



Managed Account Detail of Securities Held

For the Month Ending December 31, 2018

SAN BERNARDINO COUNTY - 76990800

Security Type/Description	Dated Date/Coupon/Maturity	CUSIP	Par	S&P Rating	Moody's Rating	Trade Date	Settle Date	Original Cost	YTM at Cost	Accrued Interest	Amortized Cost	Market Value
Supra-National Agency Bond / Note												
INTER-AMERICAN DEVELOPMENT BANK DTD 10/15/2015 1.250% 10/15/2019		4581X0CR7	25,000,000.00	AAA	Aaa	12/02/15	12/07/15	24,651,000.00	1.62	65,972.22	24,926,880.75	24,724,250.00
INTER-AMERICAN DEVELOPMENT BANK DTD 10/15/2015 1.250% 10/15/2019		4581X0CR7	25,000,000.00	AAA	Aaa	03/16/16	03/21/16	24,746,000.00	1.54	65,972.22	24,942,663.00	24,724,250.00
INTL BANK OF RECON AND DEV GLOBAL NOTES DTD 10/27/2016 1.125% 11/27/2019		459058FS7	50,000,000.00	AAA	Aaa	10/20/16	10/27/16	49,894,500.00	1.20	53,125.00	49,968,585.50	49,348,600.00
INTL BANK OF RECON AND DEV GLOBAL NOTES DTD 03/30/2016 1.375% 03/30/2020		459058FA6	25,000,000.00	AAA	Aaa	03/23/16	03/30/16	24,923,500.00	1.45	86,892.36	24,975,678.25	24,630,750.00
INTL BK RECON & DEVELOP NOTES DTD 03/21/2017 1.875% 04/21/2020		459058FZ1	25,000,000.00	AAA	Aaa	03/14/17	03/21/17	24,978,250.00	1.90	91,145.83	24,990,573.00	24,768,575.00
INTER-AMERICAN DEVEL BK NOTE DTD 04/12/2017 1.625% 05/12/2020		4581X0CX4	25,000,000.00	AAA	Aaa	04/05/17	04/12/17	24,940,750.00	1.70	55,295.14	24,973,363.00	24,679,425.00
INTL BANK OF RECON AND DEV GLOBAL NOTES DTD 08/29/2017 1.625% 09/04/2020		459058GA5	25,000,000.00	AAA	Aaa	08/22/17	08/29/17	24,994,750.00	1.63	132,031.25	24,997,038.75	24,601,450.00
INTERNATIONAL FINANCE CORPORATION NOTE DTD 01/25/2018 2.250% 01/25/2021		45950KCM0	25,000,000.00	AAA	Aaa	01/18/18	01/25/18	24,926,500.00	2.35	243,750.00	24,948,824.75	24,835,925.00
INTER-AMERICAN DEVELOPMENT BANK NOTE DTD 04/19/2018 2.625% 04/19/2021		4581X0DB1	50,000,000.00	AAA	Aaa	04/12/18	04/19/18	49,890,000.00	2.70	262,500.00	49,914,909.00	50,049,500.00
INTL BANK OF RECONSTRUCTION AND DEV NOTE DTD 07/25/2018 2.750% 07/23/2021		459058GH0	50,000,000.00	AAA	Aaa	07/18/18	07/25/18	49,883,000.00	2.83	595,833.33	49,899,303.00	50,203,350.00
INTL BANK OF RECON AND DEV GLOBAL NOTES DTD 12/13/2017 2.125% 12/13/2021		459058GF4	20,000,000.00	AAA	Aaa	12/12/17	12/13/17	19,955,000.00	2.18	21,250.00	19,966,439.40	19,745,380.00



Managed Account Detail of Securities Held

For the Month Ending December 31, 2018

SAN BERNARDINO COUNTY - 76990800

Security Type/Description	Dated Date/Coupon/Maturity	CUSIP	S&P Rating	Moody's Rating	Trade Date	Settle Date	Original Cost	YTM at Cost	Accrued Interest	Amortized Cost	Market Value
INTER-AMERICAN DEVELOPMENT BANK	4581X0DD7		AAA	Aaa	09/20/18	09/26/18	24,944,000.00	3.06	197,916.67	24,947,501.00	25,296,075.00
NOTE											
DTD 09/26/2018 3.000% 09/26/2022											

Security Type Sub-Total	645,000,000.00	643,004,375.00	1.69	2,704,434.01	644,351,228.90	640,600,555.00
NOW Account						
BANK OF THE WEST MONEY MARKET FUND	2,000.00	2,000.00	2.35	0.00	2,000.00	2,000.00
BANK OF THE WEST MONEY MARKET FUND	14,998,000.00	14,998,000.00	2.35	0.00	14,998,000.00	14,998,000.00
BANK OF THE WEST MONEY MARKET FUND	20,000,000.00	20,000,000.00	2.35	0.00	20,000,000.00	20,000,000.00
BANK OF THE WEST MONEY MARKET FUND	25,000,000.00	25,000,000.00	2.35	0.00	25,000,000.00	25,000,000.00
BANK OF THE WEST MONEY MARKET FUND	35,000,000.00	35,000,000.00	2.35	0.00	35,000,000.00	35,000,000.00
BANK OF THE WEST MONEY MARKET FUND	50,000,000.00	50,000,000.00	2.35	0.00	50,000,000.00	50,000,000.00
BANK OF THE WEST MONEY MARKET FUND	80,000,000.00	80,000,000.00	2.35	0.00	80,000,000.00	80,000,000.00
Security Type Sub-Total	225,000,000.00	225,000,000.00	2.35	0.00	225,000,000.00	225,000,000.00

Security Type Sub-Total	2,000,000.00	2,000,000.00	2.26	0.00	2,000,000.00	2,000,000.00
Money Market Mutual Fund						
FIDELITY GOVT MM FUND 2642	1,000,000.00	1,000,000.00	2.25	0.00	1,000,000.00	1,000,000.00
FEDERATED GOVT OBLIGATIONS FUND	1,000,000.00	1,000,000.00	2.26	0.00	1,000,000.00	1,000,000.00
Security Type Sub-Total	2,000,000.00	2,000,000.00	2.26	0.00	2,000,000.00	2,000,000.00

Security Type Sub-Total	13,000,000.00	13,000,000.00	2.55	0.00	13,000,000.00	13,000,000.00
Joint Powers Authority						
CALIFORNIA ASSET MANAGEMENT PROGRAM	13,000,000.00	13,000,000.00	2.55	0.00	13,000,000.00	13,000,000.00
CALIFORNIA ASSET MANAGEMENT PROGRAM	18,000,000.00	18,000,000.00	2.55	0.00	18,000,000.00	18,000,000.00
CALIFORNIA ASSET MANAGEMENT PROGRAM	24,000,000.00	24,000,000.00	2.55	0.00	24,000,000.00	24,000,000.00



Managed Account Detail of Securities Held

For the Month Ending December 31, 2018

SAN BERNARDINO COUNTY - 76990800

Security Type/Description	Dated Date/Coupon/Maturity	CUSIP	S&P Rating	Moody's Rating	Trade Date	Settle Date	Original Cost	YTM at Cost	Accrued Interest	Amortized Cost	Market Value
Joint Powers Authority											
CALIFORNIA ASSET MANAGEMENT PROGRAM		CAMPMF025	AAA	NR	08/05/15	08/05/15	25,000,000.00	2.55	0.00	25,000,000.00	25,000,000.00
CALIFORNIA ASSET MANAGEMENT PROGRAM		CAMPMF025	AAA	NR	09/24/18	09/24/18	25,000,000.00	2.55	0.00	25,000,000.00	25,000,000.00
CALIFORNIA ASSET MANAGEMENT PROGRAM		CAMPMF025	AAA	NR	09/22/17	09/22/17	45,000,000.00	2.55	0.00	45,000,000.00	45,000,000.00
CALIFORNIA ASSET MANAGEMENT PROGRAM		CAMPMF025	AAA	NR	04/27/16	04/27/16	50,000,000.00	2.55	0.00	50,000,000.00	50,000,000.00
Security Type Sub-Total							200,000,000.00	2.55	0.00	200,000,000.00	200,000,000.00
Federally Insured Cash Account											
STONECASTLE FICA		FICAMF003	NR	NR	07/27/18	07/27/18	1,000,000.00	2.07	0.00	1,000,000.00	1,000,000.00
Security Type Sub-Total							1,000,000.00	2.07	0.00	1,000,000.00	1,000,000.00
Federal Agency Discount Note											
FANNIE MAE DISC NOTE DTD 01/08/2018 0.000% 01/02/2019		313588AB1	A-1+	P-1	11/28/18	11/28/18	199,569,305.56	2.22	0.00	199,987,694.00	199,974,390.00
FEDERAL HOME LOAN BANKS DISC NOTE DTD 01/23/2018 0.000% 01/23/2019		313384AY5	A-1+	P-1	12/07/18	12/07/18	49,845,618.06	2.37	0.00	49,927,736.00	49,923,721.00
FHLB DISC NOTE DTD 02/01/2018 0.000% 02/01/2019		313384BH1	A-1+	P-1	12/07/18	12/07/18	49,814,111.11	2.40	0.00	49,897,097.00	49,892,644.50
Security Type Sub-Total							299,229,034.73	2.28	0.00	299,812,527.00	299,790,755.50
Federal Agency Bond / Note											
FHLB NOTES DTD 12/08/2016 1.250% 01/16/2019		3130AAE46	AA+	Aaa	12/07/16	12/08/16	49,998,000.00	1.25	286,458.33	49,999,957.00	49,974,900.00
FNMA BENCHMARK NOTE DTD 02/23/2016 1.000% 02/26/2019		3135G0J53	AA+	Aaa	02/18/16	02/23/16	24,941,000.00	1.08	86,805.56	24,996,962.75	24,944,300.00



Managed Account Detail of Securities Held

For the Month Ending December 31, 2018

SAN BERNARDINO COUNTY - 76990800

Security Type/Description	Dated Date/Coupon/Maturity	CUSIP	S&P Rating	Moody's Rating	Trade Date	Settle Date	Original Cost	YTM at Cost	Accrued Interest	Amortized Cost	Market Value
Federal Agency Bond / Note											
FHLMC NOTES (EX-CALLABLE)	DTD 02/28/2017 1.375% 02/28/2019	3134GA6H2	AA+	Aaa	02/16/17	02/28/17	25,000,000.00	1.38	117,447.92	25,000,000.00	24,961,125.00
FEDERAL HOME LOAN BANK NOTES	DTD 02/06/2012 1.500% 03/08/2019	3133782M2	AA+	Aaa	03/01/17	03/02/17	25,051,750.00	1.40	117,708.33	25,004,828.25	24,956,075.00
FEDERAL HOME LOAN BANK NOTES	DTD 02/06/2012 1.500% 03/08/2019	3133782M2	AA+	Aaa	03/29/17	03/30/17	25,052,500.00	1.39	117,708.33	25,005,096.50	24,956,075.00
FHLB NOTES	DTD 03/10/2017 1.375% 03/18/2019	3130AAXX1	AA+	Aaa	03/09/17	03/10/17	74,826,000.00	1.49	295,052.08	74,981,379.00	74,829,975.00
FREDDIE MAC NOTES	DTD 03/21/2016 1.125% 04/15/2019	3137EADZ9	AA+	Aaa	03/17/16	03/21/16	24,991,750.00	1.14	59,375.00	24,999,207.00	24,906,800.00
FFCB BONDS	DTD 04/17/2017 1.320% 04/17/2019	3133EHFK4	AA+	Aaa	04/06/17	04/17/17	24,978,250.00	1.36	67,833.33	24,996,765.25	24,918,025.00
FANNIE MAE FLOATING NOTES	DTD 10/30/2018 2.740% 04/30/2019	3135GOU50	AA+	Aaa	10/25/18	10/30/18	10,000,000.00	2.22	40,391.67	10,000,000.00	9,999,380.00
FEDERAL HOME LOAN BANK AGENCY NOTES	DTD 05/12/2017 1.375% 05/28/2019	3130ABF92	AA+	Aaa	05/11/17	05/12/17	44,914,950.00	1.47	56,718.75	44,982,801.90	44,780,580.00
FHLB GLOBAL NOTE	DTD 06/03/2016 1.125% 06/21/2019	3130A8DB6	AA+	Aaa	06/02/16	06/03/16	49,979,000.00	1.14	15,625.00	49,996,690.00	49,656,500.00
FFCB BONDS	DTD 07/24/2017 1.400% 07/24/2019	3133EHSC8	AA+	Aaa	07/17/17	07/24/17	24,981,750.00	1.44	152,638.89	24,994,803.25	24,838,475.00
FREDDIE MAC GLOBAL NOTES	DTD 07/30/2012 1.250% 08/01/2019	3137EADK2	AA+	Aaa	08/07/15	08/10/15	23,123,989.46	1.50	121,598.96	23,313,457.60	23,152,706.27
FREDDIE MAC NOTES	DTD 07/19/2017 1.375% 08/15/2019	3137EAEH8	AA+	Aaa	09/26/17	09/27/17	9,978,400.00	1.49	51,944.44	9,992,815.90	9,919,660.00
FREDDIE MAC NOTES	DTD 07/19/2017 1.375% 08/15/2019	3137EAEH8	AA+	Aaa	07/18/17	07/19/17	74,889,750.00	1.45	389,583.33	74,966,496.75	74,397,450.00
FNMA NOTES	DTD 09/02/2016 1.000% 08/28/2019	3135G0P49	AA+	Aaa	08/31/16	09/02/16	49,922,000.00	1.05	170,833.33	49,982,613.00	49,467,200.00



Managed Account Detail of Securities Held

For the Month Ending December 31, 2018

SAN BERNARDINO COUNTY - 76990800

Security Type/Description	Dated Date/Coupon/Maturity	CUSIP	S&P Rating	Moody's Rating	Trade Date	Settle Date	Original Cost	YTM at Cost	Accrued Interest	Amortized Cost	Market Value
Federal Agency Bond / Note											
FREDDIE MAC GLOBAL NOTES	DTD 10/02/2012 1.250% 10/02/2019	3137EADM8	AA+	Aaa	09/26/17	09/27/17	9,949,000.00	1.51	30,902.78	9,980,770.10	9,896,670.00
FEDERAL HOME LOAN BANK NOTES	DTD 10/13/2017 1.500% 10/21/2019	3130ACM92	AA+	Aaa	10/12/17	10/13/17	49,911,500.00	1.59	145,833.33	49,964,401.50	49,534,250.00
FANNIE MAE GLOBAL NOTES	DTD 10/25/2016 1.000% 10/24/2019	3135GOR39	AA+	Aaa	10/21/16	10/25/16	24,933,000.00	1.09	46,527.78	24,981,596.25	24,668,625.00
FHLB NOTES	DTD 11/17/2016 1.375% 11/15/2019	3130AA3R7	AA+	Aaa	11/16/16	11/17/16	34,991,950.00	1.38	61,493.06	34,997,618.95	34,621,090.00
FEDERAL FARM CREDIT BANKS FLOATING	NOTE	3133EJGR4	AA+	Aaa	03/09/18	03/19/18	10,000,000.00	1.72	8,701.44	10,000,000.00	9,995,480.00
DTD 03/19/2018 2.410% 11/19/2019											
FFCB NOTES	DTD 12/12/2017 1.875% 12/12/2019	3133EH2S1	AA+	Aaa	12/05/17	12/12/17	49,950,685.50	1.93	49,479.17	49,976,414.00	49,611,350.00
FHLB NOTES	DTD 12/30/2013 2.375% 12/13/2019	3130A0JR2	AA+	Aaa	11/16/17	11/17/17	25,295,700.00	1.79	29,687.50	25,136,966.00	24,936,875.00
FREDDIE MAC NOTES	DTD 01/17/2017 1.500% 01/17/2020	3137EAEES	AA+	Aaa	01/12/17	01/17/17	24,973,000.00	1.54	170,833.33	24,990,460.25	24,719,575.00
FNMA NOTES	DTD 01/12/2015 1.625% 01/21/2020	3135G0A78	AA+	Aaa	12/02/15	12/03/15	25,004,100.00	1.62	180,555.56	25,001,115.00	24,751,175.00
FHLB NOTES	DTD 02/09/2018 2.125% 02/11/2020	3130ADN32	AA+	Aaa	02/08/18	02/09/18	74,862,750.00	2.22	619,791.67	74,923,217.25	74,648,700.00
FNMA NOTES	DTD 02/28/2017 1.500% 02/28/2020	3135G0T29	AA+	Aaa	02/24/17	02/28/17	39,974,400.00	1.52	205,000.00	39,989,980.80	39,544,720.00
FEDERAL HOME LOAN BANKS NOTES	DTD 03/16/2018 2.375% 03/30/2020	3130ADUJ9	AA+	Aaa	03/15/18	03/16/18	29,994,600.00	2.38	180,104.17	29,996,574.60	29,934,660.00
FHLMC AGENCY NOTES	DTD 04/20/2017 1.375% 04/20/2020	3137EAEF2	AA+	Aaa	04/19/17	04/20/17	24,914,500.00	1.49	67,795.14	24,962,414.75	24,621,550.00
FHLMC NOTES	DTD 04/19/2018 2.500% 04/23/2020	3137EAEF7	AA+	Aaa	04/18/18	04/19/18	34,992,300.00	2.51	165,277.78	34,994,900.15	34,951,455.00



Managed Account Detail of Securities Held

For the Month Ending December 31, 2018

SAN BERNARDINO COUNTY - 76990800

Security Type/Description	Dated Date/Coupon/Maturity	CUSIP	S&P Rating	Moody's Rating	Trade Date	Settle Date	Original Cost	YTM at Cost	Accrued Interest	Amortized Cost	Market Value
Federal Agency Bond / Note											
FFCB BONDS	DTD 05/08/2017 1.550% 05/08/2020	3133EHJA2	AA+	Aaa	05/02/17	05/08/17	24,986,275.00	1.57	57,048.61	24,993,733.25	24,657,025.00
FEDERAL HOME LOAN BANKS NOTES	DTD 05/21/2018 2.625% 05/28/2020	3130AECJ7	AA+	Aaa	05/18/18	05/21/18	49,982,000.00	2.64	120,312.50	49,987,472.00	50,072,150.00
FNMA NOTES	DTD 08/01/2017 1.500% 07/30/2020	3135GOT60	AA+	Aaa	07/28/17	08/01/17	74,772,750.00	1.60	471,875.00	74,878,820.25	73,759,875.00
FHLB NOTES	DTD 03/14/2018 2.400% 09/14/2020	3130ADT93	AA+	Aaa	03/08/18	03/14/18	9,993,783.00	2.43	71,333.33	9,995,726.80	9,977,250.00
FHLB NOTES	DTD 09/08/2017 1.375% 09/28/2020	3130ACE26	AA+	Aaa	09/07/17	09/08/17	39,871,600.00	1.48	142,083.33	39,926,064.00	39,191,200.00
FEDERAL HOME LOAN BANKS NOTES	DTD 09/07/2018 2.625% 10/01/2020	3130AEWA4	AA+	Aaa	09/06/18	09/07/18	74,838,750.00	2.73	492,187.50	74,862,285.75	75,097,575.00
FANNIE MAE NOTES	DTD 11/01/2018 2.875% 10/30/2020	3135GOU84	AA+	Aaa	10/30/18	11/01/18	49,971,000.00	2.91	239,583.33	49,973,361.00	50,274,300.00
FHLMC NOTES	DTD 11/15/2017 1.875% 11/17/2020	3137EAEK1	AA+	Aaa	11/14/17	11/15/17	49,952,000.00	1.91	114,583.33	49,969,682.50	49,377,400.00
FHLB CALLABLE NOTES	DTD 01/29/2018 2.250% 01/29/2021	3130ADPV9	AA+	Aaa	01/17/18	01/29/18	25,000,000.00	2.25	237,500.00	25,000,000.00	24,854,950.00
FREDDIE MAC NOTES	DTD 02/16/2018 2.375% 02/16/2021	3137EAEI9	AA+	Aaa	02/15/18	02/16/18	49,868,000.00	2.47	445,312.50	49,905,527.00	49,826,400.00
FEDERAL FARM CREDIT BANKS NOTES	DTD 04/05/2018 2.540% 04/05/2021	3133EJJD2	AA+	Aaa	04/03/18	04/05/18	50,012,500.00	2.53	303,388.89	50,009,505.00	49,969,750.00
FANNIE MAE NOTES	DTD 04/13/2018 2.500% 04/13/2021	3135GOUZ7	AA+	Aaa	04/12/18	04/13/18	49,925,500.00	2.55	270,833.33	49,942,804.50	49,959,200.00
FEDERAL FARM CREDIT BANK NOTES	DTD 11/26/2018 2.875% 05/26/2021	3133EJW70	AA+	Aaa	11/26/18	11/27/18	24,955,750.00	2.95	69,878.47	24,957,377.00	25,160,350.00
FEDERAL FARM CREDIT BANK NOTES	DTD 11/26/2018 2.875% 05/26/2021	3133EJW70	AA+	Aaa	11/20/18	11/26/18	49,966,000.00	2.90	139,756.94	49,967,284.50	50,320,700.00



Managed Account Detail of Securities Held

For the Month Ending December 31, 2018

SAN BERNARDINO COUNTY - 76990800

Security Type / Description	Dated Date / Coupon / Maturity	CUSIP	S&P Rating	Moody's Rating	Trade Date	Settle Date	Original Cost	YTM at Cost	Accrued Interest	Amortized Cost	Market Value
Federal Agency Bond / Note											
FANNIE MAE NOTES	DTD 06/25/2018 2.750% 06/22/2021	3135G0U35	AA+	Aaa	06/22/18	06/25/18	74,982,750.00	2.76	51,562.50	74,985,534.75	75,420,825.00
FEDERAL HOME LOAN BANKS NOTES	DTD 10/12/2018 3.000% 10/12/2021	3130AF5B9	AA+	Aaa	10/11/18	10/12/18	49,967,500.00	3.02	329,166.67	49,969,789.00	50,637,800.00
FEDERAL HOME LOAN BANK NOTES (CALLABLE)	DTD 10/26/2018 3.210% 10/26/2022	3130AFAJ6	AA+	Aaa	10/17/18	10/26/18	25,000,000.00	3.21	144,895.83	25,000,000.00	25,225,450.00

Security Type Sub-Total **1,798,347,000.00** **1,796,422,732.96** **1.95** **7,811,008.02** **1,797,435,271.05** **1,790,877,601.27**

Corporate Note											
MICROSOFT CORP NOTES	DTD 08/08/2016 1.100% 08/08/2019	594918BN3	AAA	Aaa	10/30/18	11/01/18	14,811,990.00	2.76	65,541.67	14,852,492.40	14,850,675.00
MICROSOFT CORP NOTES	DTD 08/08/2016 1.100% 08/08/2019	594918BN3	AAA	Aaa	08/01/16	08/08/16	19,979,400.00	1.14	87,388.89	19,995,806.20	19,800,900.00
WAL-MART STORES INC CORP NOTE	DTD 10/20/2017 1.750% 10/09/2019	931142DY6	AA	Aa2	10/11/17	10/20/17	6,999,860.00	1.75	27,902.78	6,999,938.54	6,950,853.00
MICROSOFT CORP NOTES	DTD 02/06/2017 1.850% 02/06/2020	594918BV5	AAA	Aaa	01/30/17	02/06/17	14,989,950.00	1.87	111,770.83	14,996,260.20	14,891,145.00
JPMORGAN CHASE & CO CALLABLE FLT CORP	DTD 02/13/2018 2.868% 02/13/2020	48125LRM6	A+	Aa2	02/08/18	02/13/18	10,000,000.00	2.10	39,038.44	10,000,000.00	9,986,760.00
WAL-MART STORES INC CORP NOTES	DTD 06/27/2018 2.850% 06/23/2020	93114ZEG4	AA	Aa2	06/20/18	06/27/18	9,996,900.00	2.87	6,333.33	9,997,663.90	10,016,190.00
JOHNSON & JOHNSON CORP NOTE	DTD 11/10/2017 1.950% 11/10/2020	478160CH5	AAA	Aaa	11/08/17	11/10/17	2,996,790.00	1.99	8,287.50	2,997,989.73	2,956,053.00
EXXON MOBIL CORPORATE (CALLABLE) NOTES	DTD 03/03/2016 2.222% 03/01/2021	30231GAV4	AA+	Aaa	11/26/18	11/28/18	4,887,350.00	3.26	37,033.33	4,891,811.30	4,928,010.00



Managed Account Detail of Securities Held

For the Month Ending December 31, 2018

SAN BERNARDINO COUNTY - 76990800

Security Type/Description	Dated Date/Coupon/Maturity	CUSIP	S&P Rating	Moody's Rating	Trade Date	Settle Date	Original Cost	YTM at Cost	Accrued Interest	Amortized Cost	Market Value
Corporate Note											
WAL-MART STORES INC CORP NOTES DTD 06/27/2018 3.125% 06/23/2021		931142EJ8	AA	Aa2	06/20/18	06/27/18	6,999,650.00	3.13	4,861.11	6,999,692.42	7,049,735.00
WAL-MART STORES INC CORP NOTES DTD 06/27/2018 3.125% 06/23/2021		931142EJ8	AA	Aa2	06/21/18	06/27/18	10,011,800.00	3.08	6,944.44	10,009,835.80	10,071,050.00
3M COMPANY DTD 09/14/2018 3.000% 09/14/2021		88579YBA8	AA-	A1	09/11/18	09/14/18	1,995,900.00	3.07	17,833.33	1,996,290.88	2,016,164.00
3M COMPANY CORP (CALLABLE) NOTES DTD 09/19/2016 1.625% 09/19/2021		88579YAU5	AA-	A1	11/05/18	11/07/18	9,571,200.00	3.20	46,041.67	9,592,801.60	9,702,840.00
Security Type Sub-Total							114,000,000.00	2.34	458,977.32	113,330,582.97	113,220,375.00
Commercial Paper											
TOYOTA MOTOR CREDIT CORP COMM PAPER DTD 05/02/2018 0.000% 01/02/2019		89233HN26	A-1+	P-1	10/29/18	10/29/18	74,675,000.00	2.41	0.00	74,994,999.75	74,990,325.00
MUFG BANK LTD/NY COMM PAPER DTD 07/05/2018 0.000% 01/02/2019		62479MN25	A-1	P-1	12/21/18	12/21/18	96,921,753.33	2.42	0.00	96,993,479.66	96,987,390.00
CREDIT AGRICOLE CIB NY COMM PAPER DTD 10/03/2018 0.000% 01/03/2019		22533UN33	A-1	P-1	12/26/18	12/28/18	49,980,333.33	2.36	0.00	49,993,444.50	49,990,100.00
CREDIT AGRICOLE CIB NY COMM PAPER DTD 10/03/2018 0.000% 01/03/2019		22533UN33	A-1	P-1	12/21/18	12/27/18	74,965,000.00	2.40	0.00	74,990,000.25	74,985,150.00
MUFG BANK LTD/NY COMM PAPER DTD 08/06/2018 0.000% 01/03/2019		62479MN33	A-1	P-1	12/26/18	12/27/18	99,953,333.33	2.40	0.00	99,986,667.00	99,980,400.00
AMERICAN HONDA FINANCE COMM PAPER DTD 10/01/2018 0.000% 01/08/2019		02665KN86	A-1	P-1	10/29/18	10/29/18	39,817,766.67	2.32	0.00	39,982,033.20	39,978,400.00
MUFG BANK LTD/NY COMM PAPER DTD 06/15/2018 0.000% 01/14/2019		62479MNE9	A-1	P-1	12/10/18	12/10/18	34,917,312.50	2.44	0.00	34,969,287.50	34,966,925.00
TOYOTA MOTOR CREDIT CORP COMM PAPER -- 0.000% 01/23/2019		89233HNP5	A-1+	P-1	12/06/18	12/06/18	49,838,000.00	2.44	0.00	49,925,750.00	49,922,800.00



Managed Account Detail of Securities Held

For the Month Ending December 31, 2018

SAN BERNARDINO COUNTY - 76990800

Security Type/Description	Dated Date/Coupon/Maturity	CUSIP	S&P Rating	Moody's Rating	Trade Date	Settle Date	Original Cost	YTM at Cost	Accrued Interest	Amortized Cost	Market Value
Commercial Paper											
EXXON MOBIL CORP COMM PAPER	-- 0.000% 02/01/2019	30229BP19	A-1+	P-1	12/19/18	12/19/18	56,831,406.67	2.43	0.00	56,881,218.27	56,874,201.00
EXXON MOBIL CORP COMM PAPER	DTD 12/20/2018 0.000% 02/04/2019	30229BP43	A-1+	P-1	12/21/18	12/21/18	29,907,375.00	2.48	0.00	29,930,016.60	29,927,460.00
EXXON MOBIL CORP COMM PAPER	-- 0.000% 02/13/2019	30229BP3	A-1+	P-1	12/21/18	12/21/18	34,870,325.00	2.48	0.00	34,896,740.20	34,893,110.00
JP MORGAN SECURITIES LLC COMM PAPER	DTD 06/04/2018 0.000% 03/01/2019	466400Q12	A-1	P-1	08/02/18	08/02/18	24,633,680.56	2.54	0.00	24,897,569.50	24,888,325.00
BNP PARIBAS NY BRANCH COMM PAPER	DTD 06/06/2018 0.000% 03/01/2019	09659CO19	A-1	P-1	12/20/18	12/20/18	29,853,858.33	2.48	0.00	29,878,558.20	29,870,010.00
EXXON MOBIL CORP COMM PAPER	-- 0.000% 03/04/2019	30229BO42	A-1+	P-1	12/21/18	12/21/18	29,848,525.00	2.50	0.00	29,871,350.10	29,867,640.00
JP MORGAN SECURITIES LLC COMM PAPER	DTD 06/18/2018 0.000% 03/13/2019	466400OD6	A-1	P-1	12/13/18	12/13/18	29,791,500.00	2.80	0.00	29,835,516.60	29,834,880.00
TOYOTA MOTOR CREDIT CORP COMM PAPER	DTD 08/08/2018 0.000% 05/01/2019	89233HS13	A-1+	P-1	08/08/18	08/09/18	24,523,368.06	2.64	0.00	24,784,166.75	24,764,725.00
JP MORGAN SECURITIES LLC COMM PAPER	DTD 10/16/2018 0.000% 05/01/2019	46640OS10	A-1	P-1	10/16/18	10/17/18	24,636,583.33	2.71	0.00	24,777,500.00	24,759,675.00
COOPERATIEVE RABOBANK U.A. COMM PAPER	-- 0.000% 07/31/2019	21687BUX7	A-1	P-1	12/11/18	12/12/18	49,101,666.67	2.85	0.00	49,179,444.50	49,154,350.00
Security Type Sub-Total			859,000,000.00				855,066,787.78	2.48	0.00	856,767,742.58	856,635,866.00
Certificate of Deposit											
US BANK NA CINCINNATI CERT DEPOS	DTD 08/22/2018 2.300% 01/02/2019	90333VYJ3	A-1+	P-1	08/21/18	08/22/18	25,000,000.00	2.30	210,833.33	25,000,000.00	24,999,036.25



Managed Account Detail of Securities Held

For the Month Ending December 31, 2018

SAN BERNARDINO COUNTY - 76990800

Security Type/Description	Dated Date/Coupon/Maturity	CUSIP	S&P Rating	Moody's Rating	Trade Date	Settle Date	Original Cost	YTM at Cost	Accrued Interest	Amortized Cost	Market Value
Certificate of Deposit											
ROYAL BANK OF CANADA NY FLT CERT DEPOS	01/03/2018 2.599%	78009N5Z5	A-1+	P-1	01/03/18	01/04/18	25,000,000.00	1.81	52,346.01	25,000,000.00	25,000,425.00
SVENSKA HANDELSBANKEN NY CD	01/10/2017 1.890%	86958JHB8	A-1+	P-1	05/02/18	05/04/18	20,613,805.20	2.46	190,181.25	20,696,497.56	20,696,895.00
NORDEA BK AB (PUBL)/NY CERT DEPOS	01/24/2018 2.450%	65590AYN0	A-1+	P-1	06/27/18	06/28/18	50,000,000.00	2.45	636,319.44	50,000,000.00	49,991,765.50
TORONTO DOMINION BANK NY CERT DEPOS	01/25/2018 2.150%	89113XVC5	A-1+	P-1	01/25/18	01/25/18	25,000,000.00	2.15	509,131.94	25,000,000.00	24,978,386.25
ROYAL BANK OF CANADA CERT DEPOS	01/30/2019 2.420%	78012UFP5	A-1+	P-1	11/15/18	11/16/18	23,694,181.36	2.44	246,940.83	23,697,750.16	23,687,585.23
BANK OF MONTREAL CHICAGO CERT DEPOS	02/01/2019 2.580%	06370RPO6	A-1	P-1	12/04/18	12/06/18	25,000,000.00	2.58	46,583.33	25,000,000.00	24,994,875.75
BANK OF AMERICA NA CERT DEPOS	02/01/2019 2.400%	06052TB74	A-1	P-1	08/29/18	08/30/18	50,000,000.00	2.40	413,333.33	50,000,000.00	49,970,781.50
ROYAL BANK OF CANADA NY CERT DEPOS	02/07/2018 2.761%	78012UAE5	A-1+	P-1	12/11/18	12/12/18	25,005,300.00	2.52	105,459.83	25,003,440.25	25,002,825.00
SVENSKA HANDELSBANKEN NY CERT DEPOS	02/14/2019 2.560%	86958J2V0	A-1+	P-1	12/20/18	12/20/18	30,000,000.00	2.56	25,600.00	30,000,000.00	29,987,368.20
COMMONWEALTH BANK OF AUSTRALIA NY FLT C	02/27/2019 2.786%	20271ENE5	A-1+	P-1	02/22/18	02/27/18	50,000,000.00	1.94	19,348.96	50,000,000.00	49,977,500.00
BMO HARRIS BANK NA FLOATING CERT DEPOS	03/01/2019 2.840%	05574BJT8	A-1	P-1	06/05/18	06/06/18	25,000,000.00	2.36	51,902.09	25,000,000.00	24,986,250.00
COMMONWEALTH BANK OF AUSTRALIA NY CD	03/01/2019 2.570%	20271EPW3	A-1+	P-1	10/24/18	10/25/18	25,000,000.00	2.57	121,361.11	25,000,000.00	24,981,232.00



Managed Account Detail of Securities Held

For the Month Ending December 31, 2018

SAN BERNARDINO COUNTY - 76990800

Security Type/Description	Dated Date/Coupon/Maturity	CUSIP	S&P Rating	Moody's Rating	Trade Date	Settle Date	Original Cost	YTM at Cost	Accrued Interest	Amortized Cost	Market Value
Certificate of Deposit											
SVENSKA HANDELSBANKEN NY CERT DEPOS	869582T5	869582T5	A-1+	P-1	12/19/18	12/20/18	50,000,000.00	2.65	44,166.67	50,000,000.00	49,979,376.50
DTD 12/20/2018 2.650% 03/01/2019											
WESTPAC BANKING CORP NY FLT CERT	96121T7C6	96121T7C6	A-1+	P-1	03/02/18	03/06/18	50,000,000.00	2.05	97,843.06	50,000,000.00	49,974,000.00
DEPOS											
DTD 03/06/2018 2.710% 03/06/2019											
NORDEA BANK FINLAND NY CERT DEPOS	65558TB90	65558TB90	A-1+	P-1	12/11/18	12/11/18	40,000,000.00	2.76	64,400.00	40,000,000.00	39,992,666.80
DTD 12/11/2018 2.760% 03/11/2019											
ROYAL BANK OF CANADA NY FLT CERT	78012UCT0	78012UCT0	A-1+	P-1	04/05/18	04/09/18	25,000,000.00	2.56	163,012.15	25,000,000.00	25,007,925.00
DEPOS											
DTD 04/09/2018 2.638% 04/09/2019											
NORDEA BK AB (PUBL)/NY FLOATING CD	65590ATJ5	65590ATJ5	A-1+	P-1	03/13/18	03/14/18	25,000,000.00	2.19	16,131.95	25,000,000.00	25,009,750.00
DTD 03/14/2018 2.904% 04/22/2019											
BANK OF NOVA SCOTIA HOUSTON FLT CD	06417GR34	06417GR34	A-1	P-1	03/28/18	03/29/18	25,000,000.00	2.62	118,229.86	25,000,000.00	25,010,000.00
DTD 03/29/2018 2.791% 05/01/2019											
BANK OF AMERICA NA CERT DEPOS	06052TB90	06052TB90	A-1	P-1	09/18/18	09/19/18	25,000,000.00	2.60	187,777.78	25,000,000.00	24,973,313.50
DTD 09/19/2018 2.600% 05/01/2019											
BANK OF MONTREAL CHICAGO FLOATING	06371E5T0	06371E5T0	A-1	P-1	05/10/18	05/11/18	25,000,000.00	2.28	54,359.90	25,000,000.00	24,974,250.00
CD											
DTD 05/11/2018 2.853% 06/03/2019											
BANK OF MONTREAL CHICAGO FLOATING	06371E7H4	06371E7H4	A-1	P-1	06/04/18	06/05/18	25,000,000.00	2.34	53,352.95	25,000,000.00	24,970,000.00
CD											
DTD 06/05/2018 2.803% 06/03/2019											
ROYAL BANK OF CANADA NY FLT CERT	78012UIDY8	78012UIDY8	A-1+	P-1	06/04/18	06/05/18	25,000,000.00	2.34	53,352.95	25,000,000.00	24,991,750.00
DEPOS											
DTD 06/05/2018 2.803% 06/03/2019											
WESTPAC BANKING CORP NY FLOAT CERT	96121T7M4	96121T7M4	A-1+	P-1	06/05/18	06/06/18	25,000,000.00	2.33	52,950.17	25,000,000.00	24,962,750.00
DEPOS											
DTD 06/06/2018 2.783% 06/03/2019											



Managed Account Detail of Securities Held

For the Month Ending December 31, 2018

SAN BERNARDINO COUNTY - 76990800

Security Type/Description	Dated Date/Coupon/Maturity	CUSIP	S&P Rating	Moody's Rating	Trade Date	Settle Date	Original Cost	YTM at Cost	Accrued Interest	Amortized Cost	Market Value
Certificate of Deposit											
TORONTO DOMINION BANK NY FLT CERT DEPOS	89113X2H6	25,000,000.00	A-1+	P-1	06/06/18	06/07/18	25,000,000.00	2.35	52,950.17	25,000,000.00	24,992,750.00
DTD 06/07/2018 2.793% 06/03/2019											
COMMONWEALTH BANK OF AUSTRALIA NY FLT CD	20271EOE2	25,000,000.00	A-1+	P-1	12/11/18	12/12/18	25,000,000.00	2.73	37,645.83	25,000,000.00	25,000,525.00
DTD 12/12/2018 2.711% 06/07/2019											
ROYAL BANK OF CANADA NY FLT CERT DEPOS	78012UDZ5	25,000,000.00	A-1+	P-1	06/04/18	06/05/18	25,000,000.00	2.33	51,902.09	25,000,000.00	24,984,750.00
DTD 06/05/2018 2.840% 07/01/2019											
BANK OF NOVA SCOTIA HOUSTON FLT CD	06417GT99	25,000,000.00	A-1	P-1	06/05/18	06/06/18	25,000,000.00	2.36	51,902.09	25,000,000.00	24,966,250.00
DTD 06/06/2018 2.840% 07/01/2019											
TORONTO DOMINION BANK NY FLT CERT DEPOS	89113X2J2	25,000,000.00	A-1+	P-1	06/06/18	06/07/18	25,000,000.00	2.34	50,110.96	25,000,000.00	24,966,250.00
DTD 06/07/2018 2.810% 07/01/2019											
SVENSKA HANDELSBANKEN NY FLOATING CD	86958JH85	50,000,000.00	A-1+	P-1	06/05/18	06/06/18	50,000,000.00	2.32	102,248.61	50,000,000.00	49,992,000.00
DTD 06/06/2018 2.800% 07/01/2019											
US BANK NA CINCINNATI CERT DEPOS	90333VY07	25,000,000.00	A-1+	P-1	09/04/18	09/05/18	25,000,000.00	2.72	222,888.89	25,000,000.00	24,942,677.75
DTD 09/05/2018 2.720% 09/03/2019											
TORONTO DOMINION BANK NY CERT DEPOS	89114MJN8	25,000,000.00	A-1+	P-1	10/18/18	10/19/18	25,000,000.00	3.00	150,000.00	25,000,000.00	24,989,575.00
DTD 10/19/2018 3.000% 11/01/2019											
Security Type Sub-Total		964,400,000.00					964,313,286.56	2.41	4,254,567.53	964,397,687.97	963,935,485.23
Bank Note											
US BANK NA CINCINNATI CALLABLE BANK NOTE	90331HNU3	10,000,000.00	AA-	A1	07/20/18	07/24/18	9,995,200.00	3.07	133,013.89	9,996,222.80	9,988,160.00
DTD 07/24/2018 3.050% 07/24/2020											
US BANK NA CALLABLE BANK NOTE	90331HNG4	40,000,000.00	AA-	A1	10/19/17	10/24/17	39,992,000.00	2.06	154,888.89	39,995,102.00	39,306,440.00
DTD 10/24/2017 2.050% 10/23/2020											



Managed Account Detail of Securities Held

For the Month Ending **December 31, 2018**

SAN BERNARDINO COUNTY - 76990800

Security Type/Description	Dated Date/Coupon/Maturity	CUSIP	S&P Rating	Moody's Rating	Trade Date	Settle Date	Original Cost	YTM at Cost	Accrued Interest	Amortized Cost	Market Value
Bank Note											
US BANK NA CINCINNATI CALLABLE BANK NOTE	04/26/2018 3.150% 04/26/2021	90331HNP4	AA-	A1	04/24/18	04/26/18	14,999,100.00	3.15	85,312.50	14,999,297.10	15,013,815.00
US BANK BANK NOTE (CALLABLE)	11/16/2018 3.450% 11/16/2021	90331HNX7	AA-	A1	11/13/18	11/16/18	9,986,200.00	3.50	43,425.00	9,986,750.40	10,075,090.00
Security Type Sub-Total							74,972,500.00	2.61	416,340.28	74,977,372.30	74,383,505.00
Managed Account Sub-Total							6,980,198,136.73	2.11	19,915,021.41	6,989,537,589.41	6,968,271,233.75
Securities Sub-Total							\$6,980,198,136.73	2.11%	\$19,915,021.41	\$6,989,537,589.41	\$6,968,271,233.75
Accrued Interest											\$19,915,021.41
Total Investments											\$6,988,186,255.16



Managed Account Fair Market Value & Analytics

For the Month Ending December 31, 2018

SAN BERNARDINO COUNTY - 76990800

Security Type/Description	Dated Date/Coupon/Maturity	CUSIP	Par	Broker	Next Call Date	Market Price	Market Value	Unreal G/L On Cost	Unreal G/L Amort Cost	Effective Duration	Duration to Worst at Mkt	YTM
U.S. Treasury Bond / Note												
US TREASURY NOTES	DTD 02/29/2012 1.375% 02/28/2019	912828SH4	25,000,000.00	TOR DOM		99.84	24,959,350.00	(87,525.00)	(42,988.50)	0.16	0.16	2.37
US TREASURY NOTES	DTD 02/28/2014 1.500% 02/28/2019	912828C24	50,000,000.00	BARCLAYS		99.86	49,928,450.00	(678,971.88)	(113,530.50)	0.16	0.16	2.37
US TREASURY NOTES	DTD 03/31/2014 1.625% 03/31/2019	912828C65	25,000,000.00	TOR DOM		99.80	24,951,025.00	(259,912.50)	(64,545.50)	0.25	0.25	2.41
US TREASURY NOTES	DTD 04/15/2016 0.875% 04/15/2019	912828O52	25,000,000.00	BMO		99.56	24,890,150.00	92,298.44	(72,300.25)	0.29	0.29	2.40
US TREASURY NOTES	DTD 05/31/2017 1.250% 05/31/2019	912828X54	25,000,000.00	BARCLAYS		99.49	24,872,075.00	(105,464.06)	(123,163.75)	0.41	0.41	2.49
US TREASURY NOTES	DTD 05/31/2017 1.250% 05/31/2019	912828X54	25,000,000.00	JEFFERIE		99.49	24,872,075.00	(62,595.31)	(111,749.25)	0.41	0.41	2.49
US TREASURY NOTES	DTD 05/31/2012 1.125% 05/31/2019	912828SX9	50,000,000.00	BNP		99.44	49,718,750.00	(82,031.25)	(243,097.00)	0.41	0.41	2.49
US TREASURY NOTES	DTD 06/15/2016 0.875% 06/15/2019	912828R85	25,000,000.00	TD SEC U		99.27	24,817,375.00	157,218.75	(119,716.25)	0.45	0.45	2.49
US TREASURY NOTES	DTD 07/02/2012 1.000% 06/30/2019	912828TC4	50,000,000.00	DAIWA		99.25	49,625,000.00	(5,859.38)	(292,766.00)	0.49	0.49	2.52
US TREASURY NOTES	DTD 06/30/2014 1.625% 06/30/2019	912828WS5	50,000,000.00	TD		99.55	49,773,450.00	(470,690.63)	(287,874.00)	0.49	0.49	2.54
US TREASURY NOTES	DTD 06/30/2014 1.625% 06/30/2019	912828WS5	50,000,000.00	BMO		99.55	49,773,450.00	(437,487.50)	(279,913.50)	0.49	0.49	2.54
US TREASURY N/B NOTES	DTD 06/30/2017 1.250% 06/30/2019	912828XV7	50,000,000.00	DEUTSCHE		99.38	49,687,500.00	117,187.50	(172,062.50)	0.49	0.49	2.52
US TREASURY NOTES	DTD 09/15/2016 0.875% 09/15/2019	912828G4	25,000,000.00	BARCLAYS		98.77	24,691,400.00	(30,279.69)	(209,296.25)	0.69	0.69	2.65
US TREASURY NOTES	DTD 10/31/2014 1.500% 10/31/2019	912828F62	25,000,000.00	MERRILL		99.07	24,766,600.00	(202,150.00)	(224,247.75)	0.82	0.82	2.64
US TREASURY NOTES	DTD 10/31/2014 1.500% 10/31/2019	912828F62	25,000,000.00	DAIWA		99.07	24,766,600.00	(132,814.06)	(190,363.50)	0.82	0.82	2.64
US TREASURY NOTES	DTD 11/30/2012 1.000% 11/30/2019	912828UB4	25,000,000.00	BMO		98.53	24,631,825.00	(268,565.63)	(337,980.75)	0.90	0.90	2.64
US TREASURY N/B	DTD 12/15/2016 1.375% 12/15/2019	912828U73	25,000,000.00	SOC GEN		98.81	24,702,150.00	(246,092.19)	(275,447.50)	0.94	0.94	2.64



Managed Account Fair Market Value & Analytics

For the Month Ending December 31, 2018

SAN BERNARDINO COUNTY - 76990800

Security Type/Description	Dated Date/Coupon/Maturity	CUSIP	Par	Broker	Next Call Date	Market Price	Market Value	Unreal G/L On Cost	Unreal G/L Amort Cost	Effective Duration	Duration to Worst at Mkt	YTM
U.S. Treasury Bond / Note												
US TREASURY N/B NOTES	DTD 01/17/2017 1.375% 01/15/2020	912828V31	50,000,000.00	MORGANST		98.74	49,369,150.00	(7,803.13)	(303,975.50)	1.02	1.02	2.61
US TREASURY NOTES	DTD 02/15/2017 1.375% 02/15/2020	912828W22	50,000,000.00	BARCLAYS		98.62	49,310,550.00	(27,340.63)	(329,288.50)	1.10	1.10	2.63
US TREASURY NOTES	DTD 03/02/2015 1.375% 02/29/2020	912828J50	25,000,000.00	BNP DIR		98.60	24,650,400.00	(207,998.44)	(295,370.50)	1.14	1.14	2.60
US TREASURY NOTES	DTD 04/30/2015 1.375% 04/30/2020	912828K58	50,000,000.00	MORGANST		98.46	49,230,450.00	(445,331.25)	(637,414.00)	1.30	1.30	2.56
US TREASURY NOTES	DTD 04/30/2013 1.125% 04/30/2020	912828VA5	50,000,000.00	BMO		98.12	49,058,600.00	238,287.50	(236,143.50)	1.31	1.31	2.57
US TREASURY NOTES	DTD 05/31/2013 1.375% 05/31/2020	912828VF4	50,000,000.00	MORGAN_S		98.39	49,193,350.00	183,584.37	(158,048.50)	1.39	1.39	2.54
US TREASURY NOTES	DTD 06/01/2015 1.500% 05/31/2020	912828XE5	50,000,000.00	BNY		98.53	49,265,600.00	298,803.12	(32,907.50)	1.39	1.39	2.56
US TREASURY NOTES	DTD 07/01/2013 1.875% 06/30/2020	912828VJ6	50,000,000.00	JEFFERIE		99.01	49,503,900.00	(7,818.75)	(169,797.50)	1.47	1.47	2.55
US TREASURY NOTES	DTD 07/01/2013 1.875% 06/30/2020	912828VJ6	50,000,000.00	JPM		99.01	49,503,900.00	205,071.87	(10,778.00)	1.47	1.47	2.55
US TREASURY NOTES	DTD 07/31/2013 2.000% 07/31/2020	912828VP2	50,000,000.00	BK AMER		99.18	49,587,900.00	183,603.12	6,724.50	1.54	1.54	2.53
US TREASURY NOTES	DTD 08/16/2010 2.625% 08/15/2020	912828NT3	25,000,000.00	BNP DIR		100.14	25,035,150.00	(686,529.69)	(291,327.50)	1.57	1.57	2.54
UNITED STATES TREASURY NOTES	DTD 08/31/2018 2.625% 08/31/2020	9128284Y3	50,000,000.00	BK AMER		100.13	50,066,400.00	97,650.00	96,893.50	1.60	1.60	2.54
US TREASURY NOTES	DTD 09/30/2015 1.375% 09/30/2020	912828L65	50,000,000.00	BNP DIR		98.04	49,017,600.00	128,928.12	108,666.50	1.71	1.71	2.53
US TREASURY NOTES	DTD 10/31/2013 1.750% 10/31/2020	912828WC0	50,000,000.00	BARCLAYS		98.63	49,316,400.00	(679,693.75)	(681,237.00)	1.78	1.78	2.52
US TREASURY NOTES	DTD 11/30/2015 1.625% 11/30/2020	912828M98	25,000,000.00	BARCLAYS		98.35	24,587,900.00	(167,959.38)	(291,503.00)	1.87	1.87	2.51
US TREASURY NOTES	DTD 02/29/2016 1.125% 02/28/2021	912828P87	25,000,000.00	BARCLAYS		97.11	24,278,325.00	(95,698.44)	(301,312.75)	2.11	2.11	2.50
US TREASURY NOTES	DTD 05/31/2016 1.375% 05/31/2021	912828R77	25,000,000.00	RBC CAP		97.43	24,357,425.00	22,464.06	(274,275.75)	2.35	2.35	2.48



Managed Account Fair Market Value & Analytics

For the Month Ending December 31, 2018

SAN BERNARDINO COUNTY - 76990800

Security Type/Description	Dated Date/Coupon/Maturity	CUSIP	Par	Broker	Next Call Date	Market Price	Market Value	Unreal G/L On Cost	Unreal G/L Amort Cost	Effective Duration	Duration to Worst at Mkt	YTM
U.S. Treasury Bond / Note												
US TREASURY NOTES	DTD 06/02/2014 2.000% 05/31/2021	912828WN6	50,000,000.00	BARCLAYS		98.89	49,445,300.00	(1,001,965.63)	(799,620.50)	2.34	2.34	2.48
US TREASURY N/B	DTD 09/30/2016 1.125% 09/30/2021	912828T34	25,000,000.00	MIZUHO		96.45	24,112,300.00	(85,942.19)	(307,603.00)	2.67	2.67	2.47
US TREASURY NOTES	DTD 12/01/2014 1.875% 11/30/2021	912828G53	25,000,000.00	BMO		98.36	24,589,850.00	(144,525.00)	(250,423.00)	2.81	2.81	2.46
US TREASURY NOTES	DTD 02/02/2015 1.500% 01/31/2022	912828H86	50,000,000.00	TD SEC U		97.14	48,572,250.00	(207,046.88)	(654,658.00)	2.97	2.97	2.47
US TREASURY N/B NOTES	DTD 02/28/2017 1.875% 02/28/2022	912828W55	25,000,000.00	CITIGRP		98.18	24,545,900.00	(277,342.19)	(321,422.25)	3.03	3.03	2.48
US TREASURY N/B NOTES	DTD 11/02/2015 1.875% 10/31/2022	912828M49	25,000,000.00	BMO_DIR		97.77	24,441,400.00	(297,857.81)	(353,451.25)	3.66	3.66	2.49
Security Type Sub-Total			1,500,000,000.00			1,482,467,225.00	(5,686,195.39)	(9,649,315.75)		1.28	1.28	2.53

U.S. Treasury Bill

UNITED STATES TREASURY BILL	DTD 11/08/2018 0.000% 01/02/2019	912796UG2	155,000,000.00	JEFFERIE		100.00	155,000,000.00	58,189.58	9,698.35	0.01	0.01	0.00
Security Type Sub-Total			155,000,000.00			155,000,000.00	58,189.58	9,698.35		0.01	0.01	

Supra-National Discount Note

INTL BANK OF RECON AND DEV DISC NOTE	-- 0.000% 01/02/2019	459052AB2	25,000,000.00	OTHER		99.99	24,996,798.75	142,111.25	(1,638.75)	0.01	0.01	2.31
INTL BANK OF RECON AND DEV DISC NOTE	-- 0.000% 01/02/2019	459052AB2	50,000,000.00	UBS		99.99	49,993,597.50	284,222.50	(3,277.50)	0.01	0.01	2.31
INTL BANK OF RECON AND DEV DISC NOTE	-- 0.000% 01/14/2019	459052AP1	38,500,000.00	MIZUHO		99.92	38,469,469.50	13,466.44	3,114.26	0.04	0.04	2.04
INTL BANK OF RECON AND DEV DISC NOTE	-- 0.000% 02/01/2019	459052BH8	50,000,000.00	CITIGRP		99.80	49,900,000.00	66,666.67	3,333.50	0.09	0.09	2.25



Managed Account Fair Market Value & Analytics

For the Month Ending December 31, 2018

SAN BERNARDINO COUNTY - 76990800

Security Type/Description	Dated Date/Coupon/Maturity	CUSIP	Par	Broker	Next Call Date	Market Price	Market Value	Unreal G/L On Cost	Unreal G/L Amort Cost	Effective Duration	Duration to Worst at Mkt	YTM
Security Type Sub-Total			163,500,000.00			163,359,865.75	506,466.86	1,531.51	0.04	0.04	0.04	2.23

Supra-National Agency Bond / Note

INTL BK OF REC & DEV NOTE (EX-CALLABLE)		459058FC2	25,000,000.00	DEUTSCHE		99.58	24,893,750.00	(53,750.00)	(100,567.25)	0.32	0.32	2.56
DTD 04/26/2016 1.250% 04/26/2019												
INTER-AMERICAN DEVELOPMENT BANK		458182DX7	25,000,000.00	BNP DIR		99.39	24,848,225.00	5,350.00	(132,030.50)	0.37	0.37	2.65
DTD 04/12/2016 1.000% 05/13/2019												
INTER-AMERICAN DEVELOPMENT BANK		458182DX7	100,000,000.00	BMO		99.39	99,392,900.00	(307,100.00)	(570,926.00)	0.37	0.37	2.65
DTD 04/12/2016 1.000% 05/13/2019												
INTL BANK OF RECON AND DEV		45905UUV4	50,000,000.00	TOR DOM		99.22	49,607,500.00	(392,500.00)	(392,500.00)	0.56	0.56	2.84
DTD 01/25/2016 1.430% 07/25/2019												
INTL BANK OF RECON AND DEV GLOBAL NOTES		459058EV1	25,000,000.00	BARCLAYS		99.22	24,805,650.00	(73,600.00)	(174,277.75)	0.56	0.56	2.63
DTD 01/28/2016 1.250% 07/26/2019												
INTL BANK OF RECON AND DEV SN NOTE		459058FK4	50,000,000.00	TOR DOM		98.89	49,445,000.00	(462,500.00)	(536,143.00)	0.61	0.61	2.68
DTD 07/13/2016 0.875% 08/15/2019												
INTER-AMERICAN DEVELOPMENT BANK		4581X0CR7	25,000,000.00	DEUTSCHE		98.90	24,724,250.00	73,250.00	(202,630.75)	0.78	0.78	2.67
DTD 10/15/2015 1.250% 10/15/2019												
INTER-AMERICAN DEVELOPMENT BANK		4581X0CR7	25,000,000.00	TOR DOM		98.90	24,724,250.00	(21,750.00)	(218,413.00)	0.78	0.78	2.67
DTD 10/15/2015 1.250% 10/15/2019												
INTL BANK OF RECON AND DEV GLOBAL NOTES		459058FS7	50,000,000.00	CITIGRP		98.70	49,348,600.00	(545,900.00)	(619,985.50)	0.89	0.89	2.59
DTD 10/27/2016 1.125% 11/27/2019												
INTL BANK OF RECON AND DEV GLOBAL NOTES		459058FA6	25,000,000.00	TOR DOM		98.52	24,630,750.00	(292,750.00)	(344,928.25)	1.22	1.22	2.58
DTD 03/30/2016 1.375% 03/30/2020												
INTL BK RECON & DEVELOP NOTES		459058FZ1	25,000,000.00	BNP		99.07	24,768,575.00	(209,675.00)	(221,998.00)	1.28	1.28	2.60
DTD 03/21/2017 1.875% 04/21/2020												
INTER-AMERICAN DEVEL BK NOTE		4581X0CX4	25,000,000.00	RBC		98.72	24,679,425.00	(261,325.00)	(293,938.00)	1.33	1.33	2.59
DTD 04/12/2017 1.625% 05/12/2020												
INTL BANK OF RECON AND DEV GLOBAL NOTES		459058GA5	25,000,000.00	JPMCHASE		98.41	24,601,450.00	(393,300.00)	(395,588.75)	1.63	1.63	2.60
DTD 08/29/2017 1.625% 09/04/2020												



Managed Account Fair Market Value & Analytics

For the Month Ending December 31, 2018

SAN BERNARDINO COUNTY - 76990800

Security Type/Description	Dated Date/Coupon/Maturity	CUSIP	Par	Broker	Next Call Date	Market Price	Market Value	Unreal G/L On Cost	Unreal G/L Amort Cost	Effective Duration	Duration to Worst at Mkt	YTM
Supra-National Agency Bond / Note												
INTERNATIONAL FINANCE CORPORATION		45950KCM0	25,000,000.00	BK AMER		99.34	24,835,925.00	(90,575.00)	(112,899.75)	1.99	1.99	2.58
NOTE												
DTD 01/25/2018 2.250% 01/25/2021												
INTER-AMERICAN DEVELOPMENT BANK		4581X0DB1	50,000,000.00	CITIGRP		100.10	50,049,500.00	159,500.00	134,591.00	2.21	2.21	2.58
NOTE												
DTD 04/19/2018 2.625% 04/19/2021												
INTL BANK OF RECONSTRUCTION AND DEV NOTE		459058GH0	50,000,000.00	MORGANST		100.41	50,203,350.00	320,350.00	304,047.00	2.43	2.43	2.58
DTD 07/25/2018 2.750% 07/23/2021												
INTL BANK OF RECON AND DEV GLOBAL NOTES		459058GF4	20,000,000.00	DEUTSCHE		98.73	19,745,380.00	(209,620.00)	(221,059.40)	2.84	2.84	2.58
DTD 12/13/2017 2.125% 12/13/2021												
INTER-AMERICAN DEVELOPMENT BANK NOTE		4581X0DD7	25,000,000.00	JPMCHASE		101.18	25,296,075.00	352,075.00	348,574.00	3.49	3.49	2.66
DTD 09/26/2018 3.000% 09/26/2022												
Security Type Sub-Total			645,000,000.00				640,600,555.00	(2,403,820.00)	(3,750,673.90)	1.20	1.20	2.64

NOW Account

BANK OF THE WEST MONEY MARKET FUND	BKOFWEST7	2,000.00	DIRECT			1.00	2,000.00	0.00	0.00	0.00	0.00	2.35
BANK OF THE WEST MONEY MARKET FUND	BKOFWEST7	14,998,000.00	DIRECT			1.00	14,998,000.00	0.00	0.00	0.00	0.00	2.35
BANK OF THE WEST MONEY MARKET FUND	BKOFWEST7	20,000,000.00	DIRECT			1.00	20,000,000.00	0.00	0.00	0.00	0.00	2.35
BANK OF THE WEST MONEY MARKET FUND	BKOFWEST7	25,000,000.00	DIRECT			1.00	25,000,000.00	0.00	0.00	0.00	0.00	2.35
BANK OF THE WEST MONEY MARKET FUND	BKOFWEST7	35,000,000.00	DIRECT			1.00	35,000,000.00	0.00	0.00	0.00	0.00	2.35
BANK OF THE WEST MONEY MARKET FUND	BKOFWEST7	50,000,000.00	DIRECT			1.00	50,000,000.00	0.00	0.00	0.00	0.00	2.35
BANK OF THE WEST MONEY MARKET FUND	BKOFWEST7	80,000,000.00	DIRECT			1.00	80,000,000.00	0.00	0.00	0.00	0.00	2.35
Security Type Sub-Total		225,000,000.00					225,000,000.00	0.00	0.00	0.00	0.00	2.35

Money Market Mutual Fund

FIDELITY GOVT MM FUND 2642	31607A703	1,000,000.00				1.00	1,000,000.00	0.00	0.00	0.00	0.00	2.25
FEDERATED GOVT OBLIGATIONS FUND	608919718	1,000,000.00				1.00	1,000,000.00	0.00	0.00	0.00	0.00	2.26
Security Type Sub-Total		2,000,000.00					2,000,000.00	0.00	0.00	0.00	0.00	2.26



Managed Account Fair Market Value & Analytics

For the Month Ending December 31, 2018

SAN BERNARDINO COUNTY - 76990800

Security Type/Description	Dated Date/Coupon/Maturity	CUSIP	Next Call Date	Market Price	Market Value	Unreal G/L On Cost	Unreal G/L Amort Cost	Effective Duration	Duration to Worst at Mkt	YTM
Joint Powers Authority										
CALIFORNIA ASSET MANAGEMENT PROGRAM	CAMPMF025	13,000,000.00	DIRECT	1.00	13,000,000.00	0.00	0.00	0.00	0.00	2.55
CALIFORNIA ASSET MANAGEMENT PROGRAM	CAMPMF025	18,000,000.00	DIRECT	1.00	18,000,000.00	0.00	0.00	0.00	0.00	2.55
CALIFORNIA ASSET MANAGEMENT PROGRAM	CAMPMF025	24,000,000.00	DIRECT	1.00	24,000,000.00	0.00	0.00	0.00	0.00	2.55
CALIFORNIA ASSET MANAGEMENT PROGRAM	CAMPMF025	25,000,000.00	DIRECT	1.00	25,000,000.00	0.00	0.00	0.00	0.00	2.55
CALIFORNIA ASSET MANAGEMENT PROGRAM	CAMPMF025	25,000,000.00	DIRECT	1.00	25,000,000.00	0.00	0.00	0.00	0.00	2.55
CALIFORNIA ASSET MANAGEMENT PROGRAM	CAMPMF025	45,000,000.00	DIRECT	1.00	45,000,000.00	0.00	0.00	0.00	0.00	2.55
CALIFORNIA ASSET MANAGEMENT PROGRAM	CAMPMF025	50,000,000.00	DIRECT	1.00	50,000,000.00	0.00	0.00	0.00	0.00	2.55
Security Type Sub-Total		200,000,000.00		200,000,000.00	200,000,000.00	0.00	0.00	0.00	0.00	2.55
Federally Insured Cash Account										
STONECASTLE FICA	FICAMF003	1,000,000.00	DIRECT	1.00	1,000,000.00	0.00	0.00	0.00	0.00	2.07
Security Type Sub-Total		1,000,000.00		1,000,000.00	1,000,000.00	0.00	0.00	0.00	0.00	2.07
Federal Agency Discount Note										
FANNIE MAE DISC NOTE	313588AB1	200,000,000.00	BARCLAYS	99.99	199,974,390.00	405,084.44	(13,304.00)	0.01	0.01	2.31
DTD 01/08/2018 0.000% 01/02/2019										
FEDERAL HOME LOAN BANKS DISC NOTE	313384AY5	50,000,000.00	CASTLE	99.85	49,923,721.00	78,102.94	(4,015.00)	0.06	0.06	2.39
DTD 01/23/2018 0.000% 01/23/2019										
FHLB DISC NOTE	313384BH1	50,000,000.00	CASTLE	99.79	49,892,644.50	78,533.39	(4,452.50)	0.09	0.09	2.42
DTD 02/01/2018 0.000% 02/01/2019										
Security Type Sub-Total		300,000,000.00		299,790,755.50	561,720.77	(21,771.50)	(21,771.50)	0.03	0.03	2.34
Federal Agency Bond / Note										



Managed Account Fair Market Value & Analytics

For the Month Ending December 31, 2018

SAN BERNARDINO COUNTY - 76990800

Security Type/Description	Dated Date/Coupon/Maturity	CUSIP	Par	Broker	Next Call Date	Market Price	Market Value	Unreal G/L On Cost	Unreal G/L Amort Cost	Effective Duration	Duration to Worst at Mkt	YTM
Federal Agency Bond / Note												
FHLB NOTES	3130AAE46	50,000,000.00	BK AMER		99.95	49,974,900.00	(23,100.00)	(25,057.00)	0.04	0.04	0.04	2.29
DTD 12/08/2016 1.250% 01/16/2019												
FNMA BENCHMARK NOTE	3135G0J53	25,000,000.00	JPMCHASE		99.78	24,944,300.00	3,300.00	(52,662.75)	0.16	0.16	0.16	2.41
DTD 02/23/2016 1.000% 02/26/2019												
FHLMC NOTES (EX-CALLABLE)	3134GA6H2	25,000,000.00	MORGANST		99.84	24,961,125.00	(38,875.00)	(38,875.00)	0.16	0.16	0.16	2.33
DTD 02/28/2017 1.375% 02/28/2019												
FEDERAL HOME LOAN BANK NOTES	3133782M2	25,000,000.00	DEUTSCHE		99.82	24,956,075.00	(95,675.00)	(48,753.25)	0.19	0.19	0.19	2.40
DTD 02/06/2012 1.500% 03/08/2019												
FEDERAL HOME LOAN BANK NOTES	3133782M2	25,000,000.00	MORGANST		99.82	24,956,075.00	(96,425.00)	(49,021.50)	0.19	0.19	0.19	2.40
DTD 02/06/2012 1.500% 03/08/2019												
FHLB NOTES	3130AAXX1	75,000,000.00	CITIGRP		99.77	74,829,975.00	3,975.00	(151,404.00)	0.22	0.22	0.22	2.40
DTD 03/10/2017 1.375% 03/18/2019												
FREDDIE MAC NOTES	3137EADZ9	25,000,000.00	JPMCHASE		99.63	24,906,800.00	(84,950.00)	(92,407.00)	0.29	0.29	0.29	2.40
DTD 03/21/2016 1.125% 04/15/2019												
FFCB BONDS	3133EHFK4	25,000,000.00	MORGANST		99.67	24,918,025.00	(60,225.00)	(78,740.25)	0.30	0.30	0.30	2.41
DTD 04/17/2017 1.320% 04/17/2019												
FANNIE MAE FLOATING NOTES	3135G0U50	10,000,000.00	TOR DOM		99.99	9,999,380.00	(620.00)	(620.00)	0.01	0.01	0.08	3.05
DTD 10/30/2018 2.740% 04/30/2019												
FEDERAL HOME LOAN BANK AGENCY NOTES	3130ABF92	45,000,000.00	BK AMER		99.51	44,780,580.00	(134,370.00)	(202,221.90)	0.41	0.41	0.41	2.56
DTD 05/12/2017 1.375% 05/28/2019												
FHLB GLOBAL NOTE	3130A8DB6	50,000,000.00	WELLSFAR		99.31	49,656,500.00	(322,500.00)	(340,190.00)	0.47	0.47	0.47	2.58
DTD 06/03/2016 1.125% 06/21/2019												
FFCB BONDS	3133EHSC8	25,000,000.00	OTHER		99.35	24,838,475.00	(143,275.00)	(156,328.25)	0.55	0.55	0.55	2.56
DTD 07/24/2017 1.400% 07/24/2019												
FREDDIE MAC GLOBAL NOTES	3137EADK2	23,347,000.00	MORGANST		99.17	23,152,706.27	28,716.81	(160,751.33)	0.57	0.57	0.57	2.70
DTD 07/30/2012 1.250% 08/01/2019												
FREDDIE MAC NOTES	3137EAEH8	10,000,000.00	BNY		99.20	9,919,660.00	(58,740.00)	(73,155.90)	0.61	0.61	0.61	2.68
DTD 07/19/2017 1.375% 08/15/2019												
FREDDIE MAC NOTES	3137EAEH8	75,000,000.00	JPM		99.20	74,397,450.00	(492,300.00)	(569,046.75)	0.61	0.61	0.61	2.68
DTD 07/19/2017 1.375% 08/15/2019												
FNMA NOTES	3135G0P49	50,000,000.00	DEUTSCHE		98.93	49,467,200.00	(454,800.00)	(515,413.00)	0.65	0.65	0.65	2.64
DTD 09/02/2016 1.000% 08/28/2019												



Managed Account Fair Market Value & Analytics

For the Month Ending December 31, 2018

SAN BERNARDINO COUNTY - 76990800

Security Type/Description	Dated Date/Coupon/Maturity	CUSIP	Par	Broker	Next Call Date	Market Price	Market Value	Unreal G/L On Cost	Unreal G/L Amort Cost	Effective Duration	Duration to Worst at Mkt	YTM
Federal Agency Bond / Note												
FREDDIE MAC GLOBAL NOTES	DTD 10/02/2012 1.250% 10/02/2019	3137EADM8	10,000,000.00	OTHER		98.97	9,896,670.00	(52,330.00)	(84,100.10)	0.74	0.74	2.64
FEDERAL HOME LOAN BANK NOTES	DTD 10/13/2017 1.500% 10/21/2019	3130ACM92	50,000,000.00	CITIGRP		99.07	49,534,250.00	(377,250.00)	(430,151.50)	0.79	0.79	2.68
FANNIE MAE GLOBAL NOTES	DTD 10/25/2016 1.000% 10/24/2019	3135GOR39	25,000,000.00	BARCLAYS		98.67	24,668,625.00	(264,375.00)	(312,971.25)	0.80	0.80	2.66
FHLB NOTES	DTD 11/17/2016 1.375% 11/15/2019	3130AA3R7	35,000,000.00	BK AMER		98.92	34,621,090.00	(370,860.00)	(376,528.95)	0.86	0.86	2.64
FEDERAL FARM CREDIT BANKS FLOATING NOTE	DTD 03/19/2018 2.410% 11/19/2019	3133EJGR4	10,000,000.00	JEFFERIE		99.95	9,995,480.00	(4,520.00)	(4,520.00)	0.05	0.88	2.49
FFCB NOTES	DTD 12/12/2017 1.875% 12/12/2019	3133EH2S1	50,000,000.00	JEFFERIE		99.22	49,611,350.00	(339,335.50)	(365,064.00)	0.93	0.93	2.71
FHLB NOTES	DTD 12/30/2013 2.375% 12/13/2019	3130A0JR2	25,000,000.00	TD		99.75	24,936,875.00	(358,825.00)	(200,091.00)	0.93	0.93	2.65
FREDDIE MAC NOTES	DTD 01/17/2017 1.500% 01/17/2020	3137EAEE5	25,000,000.00	CITIGRP		98.88	24,719,575.00	(253,425.00)	(270,885.25)	1.02	1.02	2.60
FNMA NOTES	DTD 01/12/2015 1.625% 01/21/2020	3135G0A78	25,000,000.00	TOR DOM		99.00	24,751,175.00	(252,925.00)	(249,940.00)	1.03	1.03	2.59
FHLB NOTES	DTD 02/09/2018 2.125% 02/11/2020	3130ADN32	75,000,000.00	BARCLAYS		99.53	74,648,700.00	(214,050.00)	(274,517.25)	1.08	1.08	2.55
FNMA NOTES	DTD 02/28/2017 1.500% 02/28/2020	3135G0T29	40,000,000.00	JPMCHASE		98.86	39,544,720.00	(429,680.00)	(445,260.80)	1.14	1.14	2.50
FEDERAL HOME LOAN BANKS NOTES	DTD 03/16/2018 2.375% 03/30/2020	3130ADUJ9	30,000,000.00	CITI		99.78	29,934,660.00	(59,940.00)	(61,914.60)	1.22	1.22	2.55
FHLMC AGENCY NOTES	DTD 04/20/2017 1.375% 04/20/2020	3137EAFF2	25,000,000.00	TD SEC U		98.49	24,621,550.00	(292,950.00)	(340,864.75)	1.28	1.28	2.56
FHLMC NOTES	DTD 04/19/2018 2.500% 04/23/2020	3137EAEM7	35,000,000.00	CITIGRP		99.86	34,951,455.00	(40,845.00)	(43,445.15)	1.28	1.28	2.61
FFCB BONDS	DTD 05/08/2017 1.550% 05/08/2020	3133EHJA2	25,000,000.00	JPM		98.63	24,657,025.00	(329,250.00)	(336,708.25)	1.32	1.32	2.59
FEDERAL HOME LOAN BANKS NOTES	DTD 05/21/2018 2.625% 05/28/2020	3130AECJ7	50,000,000.00	BARCLAYS		100.14	50,072,150.00	90,150.00	84,678.00	1.37	1.37	2.52



Managed Account Fair Market Value & Analytics

For the Month Ending December 31, 2018

SAN BERNARDINO COUNTY - 76990800

Security Type/Description	Dated Date/Coupon/Maturity	CUSIP	Par	Broker	Next Call Date	Market Price	Market Value	Unreal G/L On Cost	Unreal G/L Amort Cost	Effective Duration	Duration to Worst at Mkt	YTM
Federal Agency Bond / Note												
FNMA NOTES	DTD 08/01/2017 1.500% 07/30/2020	3135GOT60	75,000,000.00	BARCLAYS		98.35	73,759,875.00	(1,012,875.00)	(1,118,945.25)	1.54	1.54	2.57
FHLB NOTES	DTD 03/14/2018 2.400% 09/14/2020	3130ADT93	10,000,000.00	JEFFERIE		99.77	9,977,250.00	(16,533.00)	(18,476.80)	1.65	1.65	2.54
FHLB NOTES	DTD 09/08/2017 1.375% 09/28/2020	3130ACE26	40,000,000.00	BARCLAYS		97.98	39,191,200.00	(680,400.00)	(734,864.00)	1.70	1.70	2.57
FEDERAL HOME LOAN BANKS NOTES	DTD 09/07/2018 2.625% 10/01/2020	3130AEWA4	75,000,000.00	BARCLAYS		100.13	75,097,575.00	258,825.00	235,289.25	1.69	1.69	2.55
FANNIE MAE NOTES	DTD 11/01/2018 2.875% 10/30/2020	3135GOU84	50,000,000.00	JPMCHASE		100.55	50,274,300.00	303,300.00	300,939.00	1.77	1.77	2.57
FHLMC NOTES	DTD 11/15/2017 1.875% 11/17/2020	3137EAEK1	50,000,000.00	CITI		98.75	49,377,400.00	(574,600.00)	(592,282.50)	1.83	1.83	2.56
FHLLB CALLABLE NOTES	DTD 01/29/2018 2.250% 01/29/2021	3130ADFV9	25,000,000.00	DEUTSCHE	01/29/20	99.42	24,854,950.00	(145,050.00)	(145,050.00)	1.77	2.00	2.54
FREDDIE MAC NOTES	DTD 02/16/2018 2.375% 02/16/2021	3137EAEI9	50,000,000.00	BARCLAYS		99.65	49,826,400.00	(41,600.00)	(79,127.00)	2.04	2.04	2.54
FEDERAL FARM CREDIT BANKS NOTES	DTD 04/05/2018 2.540% 04/05/2021	3133EJJD2	50,000,000.00	BK AMER		99.94	49,969,750.00	(42,750.00)	(39,755.00)	2.17	2.17	2.57
FANNIE MAE NOTES	DTD 04/13/2018 2.500% 04/13/2021	3135GOU27	50,000,000.00	BARCLAYS		99.92	49,959,200.00	33,700.00	16,395.50	2.19	2.19	2.54
FEDERAL FARM CREDIT BANK NOTES	DTD 11/26/2018 2.875% 05/26/2021	3133EJW70	25,000,000.00	DEUTSCHE		100.64	25,160,350.00	204,600.00	202,973.00	2.30	2.30	2.60
FEDERAL FARM CREDIT BANK NOTES	DTD 11/26/2018 2.875% 05/26/2021	3133EJW70	50,000,000.00	MIZUHO		100.64	50,320,700.00	354,700.00	353,415.50	2.30	2.30	2.60
FANNIE MAE NOTES	DTD 06/25/2018 2.750% 06/22/2021	3135GOU35	75,000,000.00	TD SEC U		100.56	75,420,825.00	438,075.00	435,290.25	2.38	2.38	2.51
FEDERAL HOME LOAN BANKS NOTES	DTD 10/12/2018 3.000% 10/12/2021	3130AF5B9	50,000,000.00	BARCLAYS		101.28	50,637,800.00	670,300.00	668,011.00	2.64	2.64	2.52
FEDERAL HOME LOAN BANK NOTES (CALLABLE)	DTD 10/26/2018 3.210% 10/26/2022	3130AFAJ6	25,000,000.00	TOR DOM	10/26/20	100.90	25,225,450.00	225,450.00	225,450.00	2.47	1.75	2.96
Security Type Sub-Total			1,798,347,000.00				1,790,877,601.27	(5,545,131.69)	(6,557,669.78)	1.21	1.21	2.56



Managed Account Fair Market Value & Analytics

For the Month Ending December 31, 2018

SAN BERNARDINO COUNTY - 76990800

Security Type/Description	Dated Date/Coupon/Maturity	CUSIP	Par	Broker	Next Call Date	Market Price	Market Value	Unreal G/L On Cost	Unreal G/L Amort Cost	Effective Duration	Duration to Worst at Mkt	YTM
Corporate Note												
MICROSOFT CORP NOTES	594918BN3	15,000,000.00	CASTLE			99.00	14,850,675.00	38,685.00	(1,817.40)	0.59	0.59	2.78
DTD 08/08/2016 1.100% 08/08/2019												
MICROSOFT CORP NOTES	594918BN3	20,000,000.00	MERRILL			99.00	19,800,900.00	(178,500.00)	(194,906.20)	0.59	0.59	2.78
DTD 08/08/2016 1.100% 08/08/2019												
WAL-MART STORES INC CORP NOTE	931142DY6	7,000,000.00	MORGANST			99.30	6,950,853.00	(49,007.00)	(49,085.54)	0.76	0.76	2.67
DTD 10/20/2017 1.750% 10/09/2019												
MICROSOFT CORP NOTES	594918BV5	15,000,000.00	BARCLAYS			99.27	14,891,145.00	(98,805.00)	(105,115.20)	1.07	1.07	2.52
DTD 02/06/2017 1.850% 02/06/2020												
JPMORGAN CHASE & CO CALLABLE FLT CORP	48125LRM6	10,000,000.00	JPMCHASE		02/13/19	99.87	9,986,760.00	(13,240.00)	(13,240.00)	0.12	1.10	3.02
DTD 02/13/2018 2.868% 02/13/2020												
WAL-MART STORES INC CORP NOTES	931142EG4	10,000,000.00	CITIGRP			100.16	10,016,190.00	19,290.00	18,526.10	1.44	1.44	2.74
DTD 06/27/2018 2.850% 06/23/2020												
JOHNSON & JOHNSON CORP NOTE	478160CH5	3,000,000.00	JPM			98.54	2,956,053.00	(40,737.00)	(41,936.73)	1.80	1.80	2.76
DTD 11/10/2017 1.950% 11/10/2020												
EXXON MOBIL CORPORATE (CALLABLE) NOTES	30231GAV4	5,000,000.00	JPMCHASE		02/01/21	98.56	4,928,010.00	40,660.00	36,198.70	2.05	2.08	2.91
DTD 03/03/2016 2.222% 03/01/2021												
WAL-MART STORES INC CORP NOTES	931142EJ8	7,000,000.00	CITIGRP			100.71	7,049,735.00	50,085.00	50,042.58	2.37	2.37	2.83
DTD 06/27/2018 3.125% 06/23/2021												
WAL-MART STORES INC CORP NOTES	931142EJ8	10,000,000.00	JPMCHASE			100.71	10,071,050.00	59,250.00	61,214.20	2.37	2.37	2.83
DTD 06/27/2018 3.125% 06/23/2021												
3M COMPANY	88579YBA8	2,000,000.00	CITI			100.81	2,016,164.00	20,264.00	19,873.12	2.56	2.56	2.69
DTD 09/14/2018 3.000% 09/14/2021												
3M COMPANY CORP (CALLABLE) NOTES	88579YAU5	10,000,000.00	MORGANST		08/19/21	97.03	9,702,840.00	131,640.00	110,038.40	2.61	2.62	2.77
DTD 09/19/2016 1.625% 09/19/2021												
Security Type Sub-Total			114,000,000.00				113,220,375.00	(20,415.00)	(110,207.97)	1.27	1.36	2.77
Commercial Paper												
TOYOTA MOTOR CREDIT CORP COMM PAPER	89233HN26	75,000,000.00	TOYOTA			99.99	74,990,325.00	315,325.00	(4,674.75)	0.01	0.01	2.32
DTD 05/02/2018 0.000% 01/02/2019												



Managed Account Fair Market Value & Analytics

For the Month Ending December 31, 2018

SAN BERNARDINO COUNTY - 76990800

Security Type/Description	Dated Date/Coupon/Maturity	CUSIP	Par	Broker	Next Call Date	Market Price	Market Value	Unreal G/L On Cost	Unreal G/L Amort Cost	Effective Duration	Duration to Worst at Mkt	YTM
Commercial Paper												
MUFG BANK LTD/NY COMM PAPER	DTD 07/05/2018 0.000% 01/02/2019	62479MN25	97,000,000.00	MUFG		99.99	96,987,390.00	65,636.67	(6,089.66)	0.01	0.01	2.34
CREDIT AGRICOLE CIB NY COMM PAPER	DTD 10/03/2018 0.000% 01/03/2019	22533UN33	50,000,000.00	CREDITAG		99.98	49,990,100.00	9,766.67	(3,344.50)	0.01	0.01	2.38
CREDIT AGRICOLE CIB NY COMM PAPER	DTD 10/03/2018 0.000% 01/03/2019	22533UN33	75,000,000.00	CREDAG		99.98	74,985,150.00	20,150.00	(4,850.25)	0.01	0.01	2.38
MUFG BANK LTD/NY COMM PAPER	DTD 08/06/2018 0.000% 01/03/2019	62479MN33	100,000,000.00	MUFG		99.98	99,980,400.00	27,066.67	(6,267.00)	0.01	0.01	2.35
AMERICAN HONDA FINANCE COMM PAPER	DTD 10/01/2018 0.000% 01/08/2019	02665KN86	40,000,000.00	BONY		99.95	39,978,400.00	160,633.33	(3,633.20)	0.02	0.02	2.43
MUFG BANK LTD/NY COMM PAPER	DTD 06/15/2018 0.000% 01/14/2019	62479MNE9	35,000,000.00	MUFG		99.91	34,966,925.00	49,612.50	(2,362.50)	0.04	0.04	2.43
TOYOTA MOTOR CREDIT CORP COMM PAPER	-- 0.000% 01/23/2019	89233HNP5	50,000,000.00	TOYOTA		99.85	49,922,800.00	84,800.00	(2,950.00)	0.06	0.06	2.42
EXXON MOBIL CORP COMM PAPER	-- 0.000% 02/01/2019	30229BP19	57,000,000.00	JPM		99.78	56,874,201.00	42,794.33	(7,017.27)	0.09	0.09	2.49
EXXON MOBIL CORP COMM PAPER	DTD 12/20/2018 0.000% 02/04/2019	30229BP43	30,000,000.00	EXXON		99.76	29,927,460.00	20,085.00	(2,556.60)	0.09	0.09	2.49
EXXON MOBIL CORP COMM PAPER	-- 0.000% 02/13/2019	30229BPD3	35,000,000.00	EXXON		99.69	34,893,110.00	22,785.00	(3,630.20)	0.12	0.12	2.51
JP MORGAN SECURITIES LLC COMM PAPER	DTD 06/04/2018 0.000% 03/01/2019	466400Q12	25,000,000.00	JPMCHASE		99.55	24,888,325.00	254,644.44	(9,244.50)	0.16	0.16	2.69
BNP PARIBAS NY BRANCH COMM PAPER	DTD 06/06/2018 0.000% 03/01/2019	09659CO19	30,000,000.00	BNP DIR		99.57	29,870,010.00	16,151.67	(8,548.20)	0.16	0.16	2.61
EXXON MOBIL CORP COMM PAPER	-- 0.000% 03/04/2019	30229BO42	30,000,000.00	EXXON		99.56	29,867,640.00	19,115.00	(3,710.10)	0.17	0.17	2.53
JP MORGAN SECURITIES LLC COMM PAPER	DTD 06/18/2018 0.000% 03/13/2019	466400OD6	30,000,000.00	JPMCHASE		99.45	29,834,880.00	43,380.00	(636.60)	0.19	0.19	2.77
TOYOTA MOTOR CREDIT CORP COMM PAPER	DTD 10/16/2018 0.000% 05/01/2019	89233HS13	25,000,000.00	TOYOTA		99.06	24,764,725.00	241,356.94	(19,441.75)	0.33	0.33	2.83
JP MORGAN SECURITIES LLC COMM PAPER	DTD 10/16/2018 0.000% 05/01/2019	466400S10	25,000,000.00	JPMCHASE		99.04	24,759,675.00	123,091.67	(17,825.00)	0.33	0.33	2.89



Managed Account Fair Market Value & Analytics

For the Month Ending December 31, 2018

SAN BERNARDINO COUNTY - 76990800

Security Type/Description	Dated Date/Coupon/Maturity	CUSIP	Par	Broker	Next Call Date	Market Price	Market Value	Unreal G/L On Cost	Unreal G/L Amort Cost	Effective Duration	Duration to Worst at Mkt	YTM
Commercial Paper												
COOPERATIVE RABOBANK U.A. COMM PAPER	21687BUX7	50,000,000.00	RABO_DIR	98.31	49,154,350.00	52,683.33	(25,094.50)	0.57	0.57	0.57	0.57	2.92
--	0.000% 07/31/2019											
Security Type Sub-Total		859,000,000.00				856,635,866.00	(131,876.58)	0.10	0.10	0.10	0.10	2.48
Certificate of Deposit												
US BANK NA CINCINNATI CERT DEPOS DTD 08/22/2018 2.300% 01/02/2019	90333VYJ3	25,000,000.00	US BANK	100.00	24,999,036.25	(963.75)	(963.75)	0.01	0.01	0.01	0.01	2.60
ROYAL BANK OF CANADA NY FLT CERT DEPOS	78009N5Z5	25,000,000.00	ROYAL	100.00	25,000,425.00	425.00	425.00	0.01	0.01	0.01	0.01	1.99
DTD 01/03/2018 2.599% 01/03/2019												
SVENSKA HANDELSBANKEN NY CD DTD 01/12/2017 1.890% 01/10/2019	86958JH88	20,700,000.00	CASTLE	99.99	20,696,895.00	83,089.80	397.44	0.03	0.03	0.03	0.03	1.66
NORDEA BK AB (PUBL)/NY CERT DEPOS DTD 06/28/2018 2.450% 01/24/2019	65590AYN0	50,000,000.00	RBC CAP	99.98	49,991,765.50	(8,234.50)	(8,234.50)	0.06	0.06	0.06	0.06	2.66
TORONTO DOMINION BANK NY CERT DEPOS	89113XVC5	25,000,000.00	TOR DOM	99.91	24,978,386.25	(21,613.75)	(21,613.75)	0.07	0.07	0.07	0.07	2.67
DTD 01/25/2018 2.150% 01/25/2019												
ROYAL BANK OF CANADA CERT DEPOS DTD 07/30/2018 2.420% 01/30/2019	78012JFP5	23,700,000.00	ROYAL	99.95	23,687,585.23	(6,596.13)	(10,164.93)	0.08	0.08	0.08	0.08	2.68
BANK OF MONTREAL CHICAGO CERT DEPOS	06370RPO6	25,000,000.00	BMO_DIR	99.98	24,994,875.75	(5,124.25)	(5,124.25)	0.09	0.09	0.09	0.09	2.69
DTD 12/06/2018 2.580% 02/01/2019												
BANK OF AMERICA NA CERT DEPOS DTD 08/30/2018 2.400% 02/01/2019	06052TB74	50,000,000.00	BK AMER	99.94	49,970,781.50	(29,218.50)	(29,218.50)	0.09	0.09	0.09	0.09	2.69
ROYAL BANK OF CANADA NY CERT DEPOS DTD 02/07/2018 2.761% 02/07/2019	78012JAE5	25,000,000.00	CASTLE	100.01	25,002,825.00	(2,475.00)	(615.25)	0.11	0.11	0.11	0.11	2.50
SVENSKA HANDELSBANKEN NY CERT DEPOS	86958J2V0	30,000,000.00	SVENSKA	99.96	29,987,368.20	(12,631.80)	(12,631.80)	0.12	0.12	0.12	0.12	2.73
DTD 12/20/2018 2.560% 02/14/2019												
COMMONWEALTH BANK OF AUSTRALIA NY FLT C	20271ENES	50,000,000.00	ICAP	99.96	49,977,500.00	(22,500.00)	(22,500.00)	0.08	0.08	0.15	0.15	2.63
DTD 02/27/2018 2.786% 02/27/2019												



Managed Account Fair Market Value & Analytics

For the Month Ending December 31, 2018

SAN BERNARDINO COUNTY - 76990800

Security Type/Description	Dated Date/Coupon/Maturity	CUSIP	Par	Broker	Next Call Date	Market Price	Market Value	Unreal G/L On Cost	Unreal G/L Amort Cost	Effective Duration	Duration to Worst at Mkt	YTM
Certificate of Deposit												
BMO HARRIS BANK NA FLOATING CERT DEPOS		05574BJT8	25,000,000.00	BMOHAR		99.95	24,986,250.00	(13,750.00)	(13,750.00)	0.01	0.17	3.12
DTD 06/06/2018 2.840% 03/01/2019												
COMMONWEALTH BANK OF AUSTRALIA NY CD		20271EPW3	25,000,000.00	ICAP		99.92	24,981,232.00	(18,768.00)	(18,768.00)	0.16	0.16	2.77
DTD 10/25/2018 2.570% 03/01/2019												
SVENSKA HANDELSBANKEN NY CERT DEPOS		86958J2T5	50,000,000.00	ICAP		99.96	49,979,376.50	(20,623.50)	(20,623.50)	0.16	0.16	2.77
DTD 12/20/2018 2.650% 03/01/2019												
WESTPAC BANKING CORP NY FLT CERT DEPOS		96121T7C6	50,000,000.00	ICAP		99.95	49,974,000.00	(26,000.00)	(26,000.00)	0.02	0.19	2.91
DTD 03/06/2018 2.710% 03/06/2019												
NORDEA BANK FINLAND NY CERT DEPOS		65558TB00	40,000,000.00	ICAP		99.98	39,992,666.80	(7,333.20)	(7,333.20)	0.19	0.19	2.80
DTD 12/11/2018 2.760% 03/11/2019												
ROYAL BANK OF CANADA NY FLT CERT DEPOS		78012UCT0	25,000,000.00	ROYAL		100.03	25,007,925.00	7,925.00	7,925.00	0.01	0.27	2.40
DTD 04/09/2018 2.638% 04/09/2019												
NORDEA BK AB (PUBL)/NY FLOATING CD		65590ATJ5	25,000,000.00	ICAP		100.04	25,009,750.00	9,750.00	9,750.00	0.06	0.31	2.78
DTD 03/14/2018 2.904% 04/22/2019												
BANK OF NOVA SCOTIA HOUSTON FLT CD		06417GR34	25,000,000.00	BNS		100.04	25,010,000.00	10,000.00	10,000.00	0.09	0.33	2.65
DTD 03/29/2018 2.791% 05/01/2019												
BANK OF AMERICA NA CERT DEPOS		06052TB90	25,000,000.00	BK AMER		99.89	24,973,313.50	(26,686.50)	(26,686.50)	0.32	0.32	2.90
DTD 09/19/2018 2.600% 05/01/2019												
BANK OF MONTREAL CHICAGO FLOATING CD		06371E5T0	25,000,000.00	BMO_DJR		99.90	24,974,250.00	(25,750.00)	(25,750.00)	0.01	0.42	3.11
DTD 05/11/2018 2.853% 06/03/2019												
BANK OF MONTREAL CHICAGO FLOATING CD		06371E7H4	25,000,000.00	BMO_DJR		99.88	24,970,000.00	(30,000.00)	(30,000.00)	0.08	0.42	3.10
DTD 06/05/2018 2.803% 06/03/2019												
ROYAL BANK OF CANADA NY FLT CERT DEPOS		78012UDY8	25,000,000.00	ROYAL		99.97	24,991,750.00	(8,250.00)	(8,250.00)	0.01	0.42	2.90
DTD 06/05/2018 2.803% 06/03/2019												



Managed Account Fair Market Value & Analytics

For the Month Ending December 31, 2018

SAN BERNARDINO COUNTY - 76990800

Security Type/Description	Dated Date/Coupon/Maturity	CUSIP	Par	Broker	Next Call Date	Market Price	Market Value	Unreal G/L On Cost	Unreal G/L Amort Cost	Effective Duration	Duration to Worst at Mkt	YTM
Certificate of Deposit												
WESTPAC BANKING CORP NY FLOAT CERT DEPOS	96121T7M4	25,000,000.00	ICAP			99.85	24,962,750.00	(37,250.00)	(37,250.00)	0.01	0.42	3.15
DTD 06/06/2018 2.783% 06/03/2019												
TORONTO DOMINION BANK NY FLT CERT DEPOS	89113X2H6	25,000,000.00	TOR DOM			99.97	24,992,750.00	(7,250.00)	(7,250.00)	0.01	0.42	2.88
DTD 06/07/2018 2.793% 06/03/2019												
COMMONWEALTH BANK OF AUSTRALIA NY FLT CD	20271EOE2	25,000,000.00	ICAP			100.00	25,000,525.00	525.00	525.00	0.02	0.43	2.72
DTD 12/12/2018 2.711% 06/07/2019												
ROYAL BANK OF CANADA NY FLT CERT DEPOS	78012UDZ5	25,000,000.00	ROYAL			99.94	24,984,750.00	(15,250.00)	(15,250.00)	0.01	0.50	2.98
DTD 06/05/2018 2.840% 07/01/2019												
BANK OF NOVA SCOTIA HOUSTON FLT CD	06417GT99	25,000,000.00	BNS			99.87	24,966,250.00	(33,750.00)	(33,750.00)	0.01	0.50	3.13
DTD 06/06/2018 2.840% 07/01/2019												
TORONTO DOMINION BANK NY FLT CERT DEPOS	89113X2J2	25,000,000.00	TOR DOM			99.87	24,966,250.00	(33,750.00)	(33,750.00)	0.01	0.50	3.10
DTD 06/07/2018 2.810% 07/01/2019												
SVENSKA HANDELSBANKEN NY FLOATING CD	86958JH85	50,000,000.00	ICAP			99.98	49,992,000.00	(8,000.00)	(8,000.00)	0.01	0.50	2.85
DTD 06/06/2018 2.800% 07/01/2019												
US BANK NA CINCINNATI CERT DEPOS	90333VY07	25,000,000.00	BNY			99.77	24,942,677.75	(57,322.25)	(57,322.25)	0.65	0.65	3.04
DTD 09/05/2018 2.720% 09/03/2019												
TORONTO DOMINION BANK NY CERT DEPOS	89114MJN8	25,000,000.00	TOR DOM			99.96	24,989,575.00	(10,425.00)	(10,425.00)	0.80	0.80	3.07
DTD 10/19/2018 3.000% 11/01/2019												
Security Type Sub-Total			964,400,000.00			963,935,485.23	(377,801.33)	(462,202.74)	(462,202.74)	0.10	0.26	2.77
Bank Note												
US BANK NA CINCINNATI CALLABLE BANK NOTE	90331HNU3	10,000,000.00	BARCLAYS		06/24/20	99.88	9,988,160.00	(7,040.00)	(8,062.80)	1.45	1.50	3.13
DTD 07/24/2018 3.050% 07/24/2020												
US BANK NA CALLABLE BANK NOTE	90331HNG4	40,000,000.00	MORGANST		09/23/20	98.27	39,306,440.00	(685,560.00)	(688,662.00)	1.74	1.75	3.04
DTD 10/24/2017 2.050% 10/23/2020												



Managed Account Fair Market Value & Analytics

For the Month Ending December 31, 2018

SAN BERNARDINO COUNTY - 76990800

Security Type/Description	Dated Date/Coupon/Maturity	CUSIP	Par	Broker	Next Call Date	Market Price	Market Value	Unreal G/L On Cost	Unreal G/L Amort Cost	Effective Duration	Duration to Worst at Mkt	YTM
Bank Note												
US BANK NA CINCINNATI CALLABLE BANK NOTE		90331HNP4	15,000,000.00	US BANK	03/26/21	100.09	15,013,815.00	14,715.00	14,517.90	2.16	2.13	3.11
DTD 04/26/2018 3.150% 04/26/2021												
US BANK BANK NOTE (CALLABLE)		90331HNP7	10,000,000.00	MORGANST	10/15/21	100.75	10,075,090.00	88,890.00	88,339.60	2.66	2.63	3.17
DTD 11/16/2018 3.450% 11/16/2021												
Security Type Sub-Total			75,000,000.00				74,383,505.00	(588,995.00)	(593,867.30)	1.91	1.91	3.08
Managed Account Sub-Total			7,002,247,000.00				6,968,271,233.75	(11,926,902.98)	(21,266,355.66)	0.76	0.79	2.51
Securities Sub-Total			\$7,002,247,000.00				\$6,968,271,233.75	(\$11,926,902.98)	(\$21,266,355.66)	0.76	0.79	2.51%
Accrued Interest							\$19,915,021.41					
Total Investments							\$6,988,186,255.16					



Managed Account Security Transactions & Interest

For the Month Ending December 31, 2018

SAN BERNARDINO COUNTY - 76990800

Trade	Settle	Transaction Type	Security Description	CUSIP	Par	Principal Proceeds	Accrued Interest	Total	Realized G/L Cost	Realized G/L Amort Cost	Sale Method
BUY											
12/03/18	12/03/18	BNP PARIBAS NY BRANCH COMM PAPER	09659CM47	38,000,000.00	(37,997,709.44)	0.00	(37,997,709.44)				
		-- 0.000% 12/04/2018									
12/04/18	12/04/18	NATIXIS NY BRANCH COMM PAPER	09659CM62	144,000,000.00	(143,982,640.00)	0.00	(143,982,640.00)				
		-- 0.000% 12/06/2018									
12/04/18	12/06/18	BANK OF MONTREAL CHICAGO CERT DEPOS	06370RPO6	25,000,000.00	(25,000,000.00)	0.00	(25,000,000.00)				
		DTD 12/06/2018 2.580% 02/01/2019									
12/06/18	12/06/18	TOYOTA MOTOR CREDIT CORP COMM PAPER	89233HNP5	50,000,000.00	(49,838,000.00)	0.00	(49,838,000.00)				
		-- 0.000% 01/23/2019									
12/06/18	12/06/18	CREDIT AGRICOLE CIB NY COMM PAPER	22533UM75	158,000,000.00	(157,990,432.22)	0.00	(157,990,432.22)				
		-- 0.000% 12/07/2018									
12/07/18	12/07/18	FEDERAL HOME LOAN BANKS DISC NOTE	313384AY5	50,000,000.00	(49,845,618.06)	0.00	(49,845,618.06)				
		DTD 01/23/2018 0.000% 01/23/2019									
12/07/18	12/07/18	FHLB DISC NOTE	313384BH1	50,000,000.00	(49,814,111.11)	0.00	(49,814,111.11)				
		DTD 02/01/2018 0.000% 02/01/2019									
12/07/18	12/07/18	CREDIT AGRICOLE CIB NY COMM PAPER	22533UMA8	100,000,000.00	(99,981,833.33)	0.00	(99,981,833.33)				
		DTD 06/11/2018 0.000% 12/10/2018									
12/10/18	12/10/18	CREDIT AGRICOLE CIB NY COMM PAPER	22533UMB6	170,000,000.00	(169,989,705.56)	0.00	(169,989,705.56)				
		DTD 06/08/2018 0.000% 12/11/2018									
12/10/18	12/10/18	MJFG BANK LTD/NY COMM PAPER	62479MNE9	35,000,000.00	(34,917,312.50)	0.00	(34,917,312.50)				
		DTD 06/15/2018 0.000% 01/14/2019									
12/11/18	12/11/18	NORDEA BANK FINLAND NY CERT DEPOS	65558TBY0	40,000,000.00	(40,000,000.00)	0.00	(40,000,000.00)				
		DTD 12/11/2018 2.760% 03/11/2019									
12/11/18	12/11/18	CREDIT AGRICOLE CIB NY COMM PAPER	22533UMC4	160,000,000.00	(159,990,311.11)	0.00	(159,990,311.11)				
		DTD 06/15/2018 0.000% 12/12/2018									



Managed Account Security Transactions & Interest

For the Month Ending December 31, 2018

SAN BERNARDINO COUNTY - 76990800

Transaction Type	Trade	Settle	Security Description	CUSIP	Par	Principal Proceeds	Accrued Interest	Total	Realized G/L Cost	Realized G/L Amort Cost	Sale Method
BUY											
	12/11/18	12/12/18	COOPERATIVE RABOBANK U.A. COMM PAPER	21687BUX7	50,000,000.00	(49,101,666.67)	0.00	(49,101,666.67)			
			-- 0.000% 07/31/2019								
	12/11/18	12/12/18	ROYAL BANK OF CANADA NY CERT DEPOS	78012UAE5	25,000,000.00	(25,005,300.00)	(63,275.90)	(25,068,575.90)			
			DTD 02/07/2018 2.761% 02/07/2019								
	12/11/18	12/12/18	COMMONWEALTH BANK OF AUSTRALIA NY FLT CD	20271EOE2	25,000,000.00	(25,000,000.00)	0.00	(25,000,000.00)			
			DTD 12/12/2018 2.711% 06/07/2019								
	12/12/18	12/12/18	CREDIT AGRICOLE CIB NY COMM PAPER	22533UMD2	139,000,000.00	(138,991,582.78)	0.00	(138,991,582.78)			
			-- 0.000% 12/13/2018								
	12/13/18	12/13/18	CREDIT AGRICOLE CIB NY COMM PAPER	22533UME0	105,000,000.00	(104,993,670.83)	0.00	(104,993,670.83)			
			DTD 05/17/2018 0.000% 12/14/2018								
	12/13/18	12/13/18	JP MORGAN SECURITIES LLC COMM PAPER	46640OOD6	30,000,000.00	(29,791,500.00)	0.00	(29,791,500.00)			
			DTD 06/18/2018 0.000% 03/13/2019								
	12/13/18	12/13/18	INTL BANK OF RECON AND DEV DISC NOTE	459052BH8	50,000,000.00	(49,833,333.33)	0.00	(49,833,333.33)			
			-- 0.000% 02/01/2019								
	12/14/18	12/14/18	CREDIT AGRICOLE CIB NY COMM PAPER	22533UMH3	142,000,000.00	(141,974,321.67)	0.00	(141,974,321.67)			
			-- 0.000% 12/17/2018								
	12/17/18	12/17/18	CREDIT AGRICOLE CIB NY COMM PAPER	22533UMJ9	171,000,000.00	(170,989,645.00)	0.00	(170,989,645.00)			
			-- 0.000% 12/18/2018								
	12/18/18	12/18/18	CREDIT AGRICOLE CIB NY COMM PAPER	22533UMK6	165,000,000.00	(164,990,008.33)	0.00	(164,990,008.33)			
			DTD 06/22/2018 0.000% 12/19/2018								
	12/18/18	12/20/18	US TREASURY NOTES	912828L65	50,000,000.00	(48,888,671.88)	(152,987.64)	(49,041,659.52)			
			DTD 09/30/2015 1.375% 09/30/2020								
	12/18/18	12/20/18	UNITED STATES TREASURY NOTES	9128284Y3	50,000,000.00	(49,968,750.00)	(402,451.66)	(50,371,201.66)			
			DTD 08/31/2018 2.625% 08/31/2020								



Managed Account Security Transactions & Interest

For the Month Ending December 31, 2018

SAN BERNARDINO COUNTY - 76990800

Transaction Type	Trade	Settle	Security Description	CUSIP	Par	Principal Proceeds	Accrued Interest	Total	Realized G/L Cost	Realized G/L Amort Cost	Sale Method
BUY											
	12/19/18	12/19/18	EXXON MOBIL CORP COMM PAPER -- 0.000% 02/01/2019	30229BP19	57,000,000.00	(56,831,406.67)	0.00	(56,831,406.67)			
	12/19/18	12/20/18	SVENSKA HANDELSBANKEN NY CERT DEPOS	86958J2T5	50,000,000.00	(50,000,000.00)	0.00	(50,000,000.00)			
	12/20/18	12/20/18	DTD 12/20/2018 2.650% 03/01/2019 SVENSKA HANDELSBANKEN NY CERT DEPOS	86958J2V0	30,000,000.00	(30,000,000.00)	0.00	(30,000,000.00)			
	12/20/18	12/20/18	DTD 12/20/2018 2.560% 02/14/2019 BNP PARIBAS NY BRANCH COMM PAPER	09659CO19	30,000,000.00	(29,853,858.33)	0.00	(29,853,858.33)			
	12/20/18	12/20/18	DTD 06/06/2018 0.000% 03/01/2019 CREDIT AGRICOLE CIB NY COMM PAPER	22533UMM2	24,000,000.00	(23,998,413.33)	0.00	(23,998,413.33)			
	12/21/18	12/21/18	-- 0.000% 12/21/2018 EXXON MOBIL CORP COMM PAPER	30229BO42	30,000,000.00	(29,848,525.00)	0.00	(29,848,525.00)			
	12/21/18	12/21/18	-- 0.000% 03/04/2019 EXXON MOBIL CORP COMM PAPER	30229BP43	30,000,000.00	(29,907,375.00)	0.00	(29,907,375.00)			
	12/21/18	12/21/18	DTD 12/20/2018 0.000% 02/04/2019 MUFG BANK LTD/NY COMM PAPER	62479MN25	97,000,000.00	(96,921,753.33)	0.00	(96,921,753.33)			
	12/21/18	12/21/18	DTD 07/05/2018 0.000% 01/02/2019 EXXON MOBIL CORP COMM PAPER	30229BPD3	35,000,000.00	(34,870,325.00)	0.00	(34,870,325.00)			
	12/21/18	12/27/18	-- 0.000% 02/13/2019 CREDIT AGRICOLE CIB NY COMM PAPER	22533UN33	75,000,000.00	(74,965,000.00)	0.00	(74,965,000.00)			
	12/26/18	12/27/18	DTD 10/03/2018 0.000% 01/03/2019 MUFG BANK LTD/NY COMM PAPER	62479MN33	100,000,000.00	(99,953,333.33)	0.00	(99,953,333.33)			
	12/26/18	12/28/18	DTD 08/06/2018 0.000% 01/03/2019 CREDIT AGRICOLE CIB NY COMM PAPER	22533UN33	50,000,000.00	(49,980,333.33)	0.00	(49,980,333.33)			
	12/26/18	12/28/18	DTD 10/03/2018 0.000% 01/03/2019 INTL BANK OF RECON AND DEV DISC NOTE	459052AP1	38,500,000.00	(38,456,003.06)	0.00	(38,456,003.06)			
	12/27/18	12/27/18	-- 0.000% 01/14/2019 UNITED STATES TREASURY BILL	912796UG2	155,000,000.00	(154,941,810.42)	0.00	(154,941,810.42)			
			DTD 11/08/2018 0.000% 01/02/2019								



Managed Account Security Transactions & Interest

For the Month Ending December 31, 2018

SAN BERNARDINO COUNTY - 76990800

Transaction Type	Trade Settle	Security Description	CUSIP	Par	Principal Proceeds	Accrued Interest	Total	Realized G/L Cost	Realized G/L Amort Cost	Sale Method
Transaction Type Sub-Total				2,823,500,000.00	(2,819,404,260.62)	(618,715.20)	(2,820,022,975.82)			
INTEREST										
12/01/18	12/01/18	BMO HARRIS BANK NA FLOATING CERT DEPOS	05574BJT8	25,000,000.00	0.00	58,208.44	58,208.44			
12/01/18	12/01/18	DTD 06/06/2018 2.840% 03/01/2019 TORONTO DOMINION BANK NY FLT CERT DEPOS	89113X2J2	25,000,000.00	0.00	57,541.78	57,541.78			
12/01/18	12/01/18	DTD 06/07/2018 2.810% 07/01/2019 SVENSKA HANDELSBANKEN NY FLOATING CD	86958JH85	50,000,000.00	0.00	114,639.10	114,639.10			
12/01/18	12/01/18	DTD 06/06/2018 2.800% 07/01/2019 BANK OF NOVA SCOTIA HOUSTON FLT CD	06417GT99	25,000,000.00	0.00	58,208.45	58,208.45			
12/01/18	12/01/18	DTD 06/06/2018 2.840% 07/01/2019 ROYAL BANK OF CANADA NY FLT CERT DEPOS	78012UDZ5	25,000,000.00	0.00	58,208.45	58,208.45			
12/03/18	12/03/18	DTD 06/05/2018 2.840% 07/01/2019 WESTPAC BANKING CORP NY FLOAT CERT DEPOS	96121T7M4	25,000,000.00	0.00	50,430.33	50,430.33			
12/03/18	12/03/18	DTD 06/06/2018 2.783% 06/03/2019 TORONTO DOMINION BANK NY FLT CERT DEPOS	89113X2H6	25,000,000.00	0.00	50,430.33	50,430.33			
12/03/18	12/03/18	DTD 06/07/2018 2.793% 06/03/2019 BANK OF MONTREAL CHICAGO FLOATING CD	06371E5T0	25,000,000.00	0.00	51,791.45	51,791.45			
12/03/18	12/03/18	DTD 05/11/2018 2.853% 06/03/2019 ROYAL BANK OF CANADA NY FLT CERT DEPOS	78012UDY8	25,000,000.00	0.00	50,819.23	50,819.23			
12/03/18	12/03/18	DTD 06/05/2018 2.803% 06/03/2019 BANK OF MONTREAL CHICAGO FLOATING CD	06371E7H4	25,000,000.00	0.00	50,819.23	50,819.23			
12/03/18	12/03/18	DTD 06/05/2018 2.803% 06/03/2019 ROYAL BANK OF CANADA NY FLT CERT DEPOS	78009N5Z5	25,000,000.00	0.00	49,847.00	49,847.00			
		DTD 01/03/2018 2.599% 01/03/2019								



Managed Account Security Transactions & Interest

For the Month Ending December 31, 2018

SAN BERNARDINO COUNTY - 76990800

Transaction Type	Trade	Settle	Security Description	CUSIP	Par	Principal Proceeds	Accrued Interest	Total	Realized G/L Cost	Realized G/L Amort Cost	Sale Method
INTEREST											
	12/06/18	12/06/18	WESTPAC BANKING CORP NY FLT CERT DEPOS	96121T7C6	50,000,000.00	0.00	110,328.33	110,328.33			
	12/12/18	12/12/18	DTD 03/06/2018 2.710% 03/06/2019 FFCB NOTES	3133EH2S1	50,000,000.00	0.00	468,750.00	468,750.00			
	12/13/18	12/13/18	DTD 12/12/2017 1.875% 12/12/2019 FHLB NOTES	31330A0JR2	25,000,000.00	0.00	296,875.00	296,875.00			
	12/13/18	12/13/18	DTD 12/30/2013 2.375% 12/13/2019 INTL BANK OF RECON AND DEV GLOBAL NOTES	459058GF4	20,000,000.00	0.00	212,600.00	212,600.00			
	12/15/18	12/15/18	DTD 12/13/2017 2.125% 12/13/2021 US TREASURY NOTES	912828R85	25,000,000.00	0.00	109,375.00	109,375.00			
	12/15/18	12/15/18	DTD 06/15/2016 0.875% 06/15/2019 US TREASURY N/B	912828U73	25,000,000.00	0.00	171,875.00	171,875.00			
	12/18/18	12/18/18	DTD 12/15/2016 1.375% 12/15/2019 BANK OF MONTREAL CHICAGO CERT DEPOS	06371EZH3	25,000,000.00	0.00	504,409.75	504,409.75			
	12/19/18	12/19/18	DTD 12/18/2017 1.990% 12/18/2018 SUMITOMO MITSUBI BANK NY CERT DEPOS	86565BRK9	156,000,000.00	0.00	211,640.05	211,640.05			
	12/19/18	12/19/18	DTD 11/27/2018 2.220% 12/19/2018 CBA AUSTRALIA NY FLOATING CERT DEPOS	20271EMZ9	25,000,000.00	0.00	52,968.75	52,968.75			
	12/19/18	12/19/18	DTD 12/19/2017 2.543% 12/19/2018 FEDERAL FARM CREDIT BANKS FLOATING NOTE	3133EJGR4	10,000,000.00	0.00	18,687.50	18,687.50			
	12/21/18	12/21/18	DTD 03/19/2018 2.410% 11/19/2019 WESTPAC BANKING CORP NY FLOATING CD	96121T5H7	25,000,000.00	0.00	52,713.54	52,713.54			
	12/21/18	12/21/18	DTD 12/21/2017 2.530% 12/21/2018 FHLB GLOBAL NOTE	31330A8DB6	50,000,000.00	0.00	281,250.00	281,250.00			
	12/22/18	12/22/18	DTD 06/03/2016 1.125% 06/21/2019 FANNIE MAE NOTES DTD 06/25/2018 2.750% 06/22/2021	31335G0U35	75,000,000.00	0.00	1,014,062.50	1,014,062.50			



Managed Account Security Transactions & Interest

For the Month Ending December 31, 2018

SAN BERNARDINO COUNTY - 76990800

Transaction Type	Trade	Settle	Security Description	CUSIP	Par	Principal Proceeds	Accrued Interest	Total	Realized G/L Cost	Realized G/L Amort Cost	Sale Method
INTEREST											
	12/23/18	12/23/18	WAL-MART STORES INC CORP NOTES DTD 06/27/2018 2.850% 06/23/2020	931142EG4	10,000,000.00	0.00	139,333.33	139,333.33			
	12/23/18	12/23/18	WAL-MART STORES INC CORP NOTES DTD 06/27/2018 3.125% 06/23/2021	931142EJ8	7,000,000.00	0.00	106,944.44	106,944.44			
	12/23/18	12/23/18	WAL-MART STORES INC CORP NOTES DTD 06/27/2018 3.125% 06/23/2021	931142EJ8	10,000,000.00	0.00	152,777.78	152,777.78			
	12/24/18	12/24/18	NORDEA BK AB (PUBL)/NY FLOATING CD	65590ATJ5	25,000,000.00	0.00	58,450.72	58,450.72			
	12/27/18	12/27/18	DTD 03/14/2018 2.904% 04/22/2019 COMMONWEALTH BANK OF AUSTRALIA NY FLT C	20271ENES	50,000,000.00	0.00	108,411.66	108,411.66			
	12/31/18	12/31/18	US TREASURY NOTES DTD 07/01/2013 1.875% 06/30/2020	912828VJ6	50,000,000.00	0.00	468,750.00	468,750.00			
	12/31/18	12/31/18	BANK OF THE WEST MONEY MARKET FUND	BKOFWEST7	0.00	0.00	452,952.74	452,952.74			
	12/31/18	12/31/18	US TREASURY N/B NOTES DTD 06/30/2017 1.250% 06/30/2019	912828XV7	50,000,000.00	0.00	312,500.00	312,500.00			
	12/31/18	12/31/18	STONECASTLE FICA	FICAMF003	0.00	0.00	1,902.15	1,902.15			
	12/31/18	12/31/18	FEDERATED GOVT OBLIGATIONS FUND	608919718	0.00	0.00	1,864.63	1,864.63			
	12/31/18	12/31/18	US TREASURY NOTES DTD 06/30/2014 1.625% 06/30/2019	912828WS5	50,000,000.00	0.00	406,250.00	406,250.00			
	12/31/18	12/31/18	CALIFORNIA ASSET MANAGEMENT PROGRAM	CAMPMF025	0.00	0.00	418,562.26	418,562.26			
	12/31/18	12/31/18	FIDELITY GOVT MM FUND 2642	31607A703	0.00	0.00	1,877.16	1,877.16			
	12/31/18	12/31/18	US TREASURY NOTES DTD 07/01/2013 1.875% 06/30/2020	912828VJ6	50,000,000.00	0.00	468,750.00	468,750.00			
	12/31/18	12/31/18	US TREASURY NOTES DTD 06/30/2014 1.625% 06/30/2019	912828WS5	50,000,000.00	0.00	406,250.00	406,250.00			
	12/31/18	12/31/18	US TREASURY NOTES DTD 07/02/2012 1.000% 06/30/2019	912828TC4	50,000,000.00	0.00	250,000.00	250,000.00			
Transaction Type Sub-Total					1,263,000,000.00	0.00	7,912,056.08	7,912,056.08			

MATURITY



Managed Account Security Transactions & Interest

For the Month Ending December 31, 2018

SAN BERNARDINO COUNTY - 76990800

Transaction Type	Trade	Settle	Security Description	CUSIP	Par	Principal Proceeds	Accrued Interest	Total	Realized G/L Cost	Realized G/L Amort Cost	Sale Method	
MATURITY												
	12/03/18	12/03/18	NATIXIS NY BRANCH COMM PAPER DTD 03/06/2018 0.000% 12/03/2018	63873KM38	100,000,000.00	100,000,000.00	0.00	100,000,000.00	18,000.00	0.00	0.00	
	12/04/18	12/04/18	BNP PARIBAS NY BRANCH COMM PAPER -- 0.000% 12/04/2018	09659CM47	38,000,000.00	38,000,000.00	0.00	38,000,000.00	2,290.56	0.00	0.00	
	12/06/18	12/06/18	NATIXIS NY BRANCH COMM PAPER -- 0.000% 12/06/2018	09659CM62	144,000,000.00	144,000,000.00	0.00	144,000,000.00	17,360.00	0.00	0.00	
	12/07/18	12/07/18	CREDIT AGRICOLE CIB NY COMM PAPER	22533UM75	158,000,000.00	158,000,000.00	0.00	158,000,000.00	9,567.78	0.00	0.00	
	12/10/18	12/10/18	CREDIT AGRICOLE CIB NY COMM PAPER	22533UMA8	100,000,000.00	100,000,000.00	0.00	100,000,000.00	18,166.67	0.00	0.00	
	12/11/18	12/11/18	DTD 06/11/2018 0.000% 12/10/2018 CREDIT AGRICOLE CIB NY COMM PAPER	22533UMB6	170,000,000.00	170,000,000.00	0.00	170,000,000.00	10,294.44	0.00	0.00	
	12/12/18	12/12/18	DTD 06/08/2018 0.000% 12/11/2018 CREDIT AGRICOLE CIB NY COMM PAPER	22533UMC4	160,000,000.00	160,000,000.00	0.00	160,000,000.00	9,688.89	0.00	0.00	
	12/13/18	12/13/18	DTD 06/15/2018 0.000% 12/12/2018 CREDIT AGRICOLE CIB NY COMM PAPER	22533UMD2	139,000,000.00	139,000,000.00	0.00	139,000,000.00	8,417.22	0.00	0.00	
	12/14/18	12/14/18	-- 0.000% 12/13/2018 CREDIT AGRICOLE CIB NY COMM PAPER	22533UME0	105,000,000.00	105,000,000.00	0.00	105,000,000.00	6,329.17	0.00	0.00	
	12/17/18	12/17/18	DTD 05/17/2018 0.000% 12/14/2018 CREDIT AGRICOLE CIB NY COMM PAPER	22533UMH3	142,000,000.00	142,000,000.00	0.00	142,000,000.00	25,678.33	0.00	0.00	
	12/18/18	12/18/18	-- 0.000% 12/17/2018 CREDIT AGRICOLE CIB NY COMM PAPER	22533UMJ9	171,000,000.00	171,000,000.00	0.00	171,000,000.00	10,355.00	0.00	0.00	
	12/18/18	12/18/18	-- 0.000% 12/18/2018 BANK OF MONTREAL CHICAGO CERT DEPOS DTD 12/18/2017 1.990% 12/18/2018	06371EZH3	25,000,000.00	25,000,000.00	0.00	25,000,000.00	0.00	0.00	0.00	



Managed Account Security Transactions & Interest

For the Month Ending December 31, 2018

SAN BERNARDINO COUNTY - 76990800

Transaction Type	Trade	Settle	Security Description	CUSIP	Par	Principal Proceeds	Accrued Interest	Total	Realized G/L Cost	Realized G/L Amort Cost	Sale Method	
MATURITY												
	12/19/18	12/19/18	CBA AUSTRALIA NY FLOATING CERT DEPOS	20271EMZ9	25,000,000.00	25,000,000.00	0.00	25,000,000.00	0.00	0.00	0.00	
	12/19/18	12/19/18	DTD 12/19/2017 2.543% 12/19/2018 CREDIT AGRICOLE CIB NY COMM PAPER	22533UMK6	165,000,000.00	165,000,000.00	0.00	165,000,000.00	9,991.67	0.00	0.00	
	12/19/18	12/19/18	DTD 06/22/2018 0.000% 12/19/2018 SUMITOMO MITSUI BANK NY CERT DEPOS	86565BRK9	156,000,000.00	156,000,000.00	0.00	156,000,000.00	0.00	0.00	0.00	
	12/20/18	12/20/18	INTL BANK OF RECON AND DEV DISC NOTE	459053T87	75,000,000.00	75,000,000.00	0.00	75,000,000.00	164,625.00	0.00	0.00	
	12/20/18	12/20/18	-- 0.000% 12/20/2018 MUFG BANK LTD/NY COMM PAPER	62479MML4	75,000,000.00	75,000,000.00	0.00	75,000,000.00	163,625.00	0.00	0.00	
	12/20/18	12/20/18	DTD 04/03/2018 0.000% 12/20/2018 MUFG BANK LTD/NY COMM PAPER	62479MML4	100,000,000.00	100,000,000.00	0.00	100,000,000.00	187,694.44	0.00	0.00	
	12/21/18	12/21/18	DTD 04/03/2018 0.000% 12/20/2018 CREDIT AGRICOLE CIB NY COMM PAPER	22533UJMM2	24,000,000.00	24,000,000.00	0.00	24,000,000.00	1,586.67	0.00	0.00	
	12/21/18	12/21/18	-- 0.000% 12/21/2018 WESTPAC BANKING CORP NY FLOATING CD	96121T5H7	25,000,000.00	25,000,000.00	0.00	25,000,000.00	0.00	0.00	0.00	
	12/28/18	12/28/18	DTD 12/21/2017 2.530% 12/21/2018 CREDIT AGRICOLE CIB NY COMM PAPER	22533UMU4	50,000,000.00	50,000,000.00	0.00	50,000,000.00	193,333.33	0.00	0.00	
	12/28/18	12/28/18	-- 0.000% 12/28/2018 CREDIT AGRICOLE CIB NY COMM PAPER	22533UMU4	50,000,000.00	50,000,000.00	0.00	50,000,000.00	275,500.00	0.00	0.00	
	12/28/18	12/28/2018	-- 0.000% 12/28/2018									
Transaction Type Sub-Total					2,197,000,000.00	2,197,000,000.00	0.00	2,197,000,000.00	1,132,504.17	0.00	0.00	
Managed Account Sub-Total						(622,404,260.62)	7,293,340.88	(615,110,919.74)	1,132,504.17	0.00	0.00	
Total Security Transactions					(622,404,260.62)	\$7,293,340.88	(615,110,919.74)	\$1,132,504.17	\$0.00	\$0.00	\$0.00	