



Customer Service
PO Box 11813
Harrisburg, PA 17108-1813

ACCOUNT STATEMENT

For the Month Ending
July 31, 2017

SAN BERNARDINO COUNTY

Client Management Team

Kenneth Schiebel, CFA

Managing Director
One Keystone Plaza, Suite 300
Harrisburg, PA 17101
717-232-2723
schiebelk@pfm.com

Danny A. Nelson

Senior Managing Consultant
222 North LaSalle, Suite 910
Chicago, IL 60601
312-523-2434
nelsond@pfm.com

Contents

Cover/Disclosures
Summary Statement
Individual Accounts

Accounts included in Statement

76990800 SAN BERNARDINO COUNTY

SAN BERNARDINO COUNTY
PARTH BHATT
268 WEST HOSPITALITY LANE
FIRST FLOOR
SAN BERNARDINO, CA 92415-0360

Online Access www.pfm.com

Customer Service 1-717-232-2723

**Important Disclosures****Important Disclosures**

This statement is for general information purposes only and is not intended to provide specific advice or recommendations. PFM Asset Management LLC ("PFM") is an investment advisor registered with the Securities and Exchange Commission, and is required to maintain a written disclosure statement of our background and business experience. If you would like to receive a copy of our current disclosure statement, please contact Service Operations at the address below.

Proxy Voting PFM does not normally receive proxies to vote on behalf of its clients. However, it does on occasion receive consent requests. In the event a consent request is received the portfolio manager contacts the client and then proceeds according to their instructions. PFM's Proxy Voting Policy is available upon request by contacting Service Operations at the address below.

Questions About an Account PFM's monthly statement is intended to detail our investment advisory activity as well as the activity of any accounts held by clients in pools that are managed by PFM. The custodian bank maintains the control of assets and executes (i.e., settles) all investment transactions. The custodian statement is the official record of security and cash holdings and transactions. PFM recognizes that clients may use these reports to facilitate record keeping and that the custodian bank statement and the PFM statement should be reconciled and differences resolved. Many custodians use a settlement date basis which may result in the need to reconcile due to a timing difference.

Account Control PFM does not have the authority to withdraw funds from or deposit funds to the custodian. Our clients retain responsibility for their internal accounting policies; implementing and enforcing internal controls and generating ledger entries or otherwise recording transactions.

Market Value Generally, PFM's market prices are derived from closing bid prices as of the last business day of the month as supplied by Interactive Data, Bloomberg or Telerate. Where prices are not available from generally recognized sources the securities are priced using a yield-based matrix system to arrive at an estimated market value. Prices that fall between data points are interpolated. Non-negotiable FDIC-insured bank certificates of deposit are priced at par. Although PFM believes the prices to be reliable, the values of the securities do not always represent the prices at which the securities could have been bought or sold. Explanation of the valuation methods for money market and TERM funds is contained in the appropriate fund information statement.

Amortized Cost The original cost of the principal of the security is adjusted for the amount of the periodic reduction of any discount or premium from the purchase date until the date of the report. Discount or premium with respect to short term securities (those with less than one year to maturity at time of issuance) is amortized on a straightline basis. Such discount or premium with respect to longer term securities is amortized using the constant yield basis.

Tax Reporting Cost data and realized gains / losses are provided for informational purposes only. Please review for accuracy and consult your tax advisor to determine the tax consequences of your security transactions. PFM does not report such information to the IRS or other taxing authorities and is not responsible for the accuracy of such information that may be required to be reported to federal, state or other taxing authorities.

Financial Situation In order to better serve you, PFM should be promptly notified of any material change in your investment objective or financial situation.

Callable Securities Securities subject to redemption prior to maturity may be redeemed in whole or in part before maturity, which could affect the yield represented.

Portfolio The securities in this portfolio, including shares of mutual funds, are not guaranteed or otherwise protected by PFM, the FDIC (except for certain non-negotiable certificates of deposit) or any government agency. Investment in securities involves risks, including the possible loss of the amount invested.

Rating Information provided for ratings is based upon a good faith inquiry of selected sources, but its accuracy and completeness cannot be guaranteed. Shares of some money market and TERM funds are marketed through representatives of PFM's wholly owned subsidiary, PFM Fund Distributors, Inc. PFM Fund Distributors, Inc. is registered with the SEC as a broker/dealer and is a member of the Financial Industry Regulatory Authority ("FINRA") and the Municipal Securities Rulemaking Board ("MSRB"). You may reach the FINRA by calling the FINRA Regulator Public Disclosure Hotline at 1-888-289-9999 or at the FINRA Regulation Internet website address www.nasd.com. A brochure describing the FINRA Regulation Public Disclosure Program is also available from the FINRA upon request.

Key Terms and Definitions

Dividends on money market funds consist of interest earned, plus any discount ratably amortized to the date of maturity, plus all realized gains and losses on the sale of securities prior to maturity, less ratable amortization of any premium and all accrued expenses to the fund. Dividends are accrued daily and may be paid either monthly or quarterly. The monthly earnings on this statement represent the estimated dividend accrued for the month for any program that distributes earnings on a quarterly basis. There is no guarantee that the estimated amount will be paid on the actual distribution date.

Current Yield is the net change, exclusive of capital changes and income other than investment income, in the value of a hypothetical fund account with a balance of one share over the seven-day base period including the statement date, expressed as a percentage of the value of one share (normally \$1.00 per share) at the beginning of the seven-day period. This resulting net change in account value is then annualized by multiplying it by 365 and dividing the result by 7. The yields quoted should not be considered a representation of the yield of the fund in the future, since the yield is not fixed.

Average maturity represents the average maturity of all securities and investments of a portfolio, determined by multiplying the par or principal value of each security or investment by its maturity (days or years), summing the products, and dividing the sum by the total principal value of the portfolio. The stated maturity date of mortgage backed or callable securities are used in this statement. However the actual maturity of these securities could vary depending on the level or prepayments on the underlying mortgages or whether a callable security has or is still able to be called.

Monthly distribution yield represents the net change in the value of one share (normally \$1.00 per share) resulting from all dividends declared during the month by a fund expressed as a percentage of the value of one share at the beginning of the month. This resulting net change is then annualized by multiplying it by 365 and dividing it by the number of calendar days in the month.

YTM at Cost The yield to maturity at cost is the expected rate of return, based on the original cost, the annual interest receipts, maturity value and the time period from purchase date to maturity, stated as a percentage, on an annualized basis.

YTM at Market The yield to maturity at market is the rate of return, based on the current market value, the annual interest receipts, maturity value and the time period remaining until maturity, stated as a percentage, on an annualized basis.

Managed Account A portfolio of investments managed discretely by PFM according to the client's specific investment policy and requirements. The investments are directly owned by the client and held by the client's custodian.

Unsettled Trade A trade which has been executed however the final consummation of the security transaction and payment has not yet taken place.

Please review the detail pages of this statement carefully. If you think your statement is wrong, missing account information, or if you need more information about a transaction, please contact PFM within 60 days of receipt. If you have other concerns or questions regarding your account you should contact a member of your client management team or PFM Service Operations at the address below.

PFM Asset Management LLC
Attn: Service Operations
One Keystone Plaza, Suite 300
N. Front & Market Sts
Harrisburg, PA 17101



Account Statement

For the Month Ending July 31, 2017

Consolidated Summary Statement

SAN BERNARDINO COUNTY

Portfolio Summary

Portfolio Holdings	Cash Dividends and Income	Closing Market Value
PFM Managed Account	5,190,023.97	6,001,152,297.50
Cash Balance	0.00	303,052,428.03
Total	\$5,190,023.97	\$6,304,204,725.53

Investment Allocation

Investment Type	Closing Market Value	Percent
Bank Deposit Account	50,000,000.00	0.79
Certificate of Deposit	1,407,622,894.78	22.32
Commercial Paper	758,400,587.60	12.03
Corporate Note	84,876,480.00	1.35
Federal Agency Bond / Note	1,790,025,977.37	28.38
Federal Agency Discount Note	24,977,307.75	0.40
Joint Powers Authority	192,000,000.00	3.05
Money Market Fund	182,000,000.00	2.89
Supra-National Agency Bond / Note	785,912,225.00	12.47
U.S. Treasury Bond / Note	725,336,825.00	11.51
Cash Balance	303,052,428.03	4.81

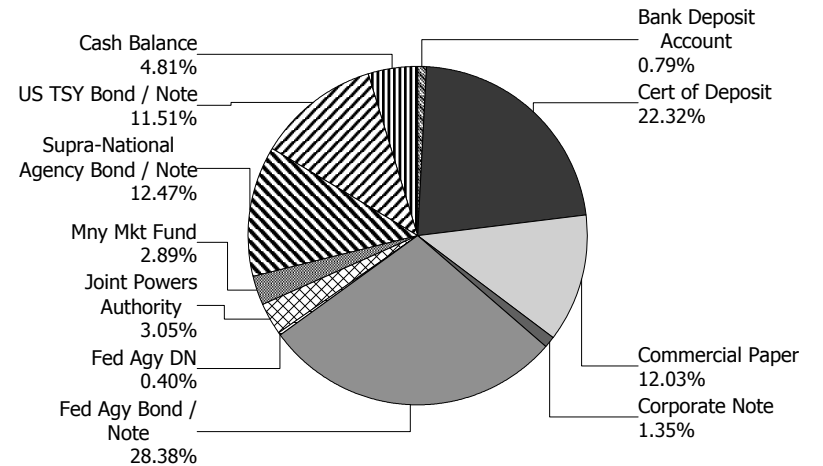
Total **\$6,304,204,725.53** **100.00%**

Maturity Distribution (Fixed Income Holdings)

Portfolio Holdings	Closing Market Value	Percent
Under 30 days	1,349,846,758.88	21.42
31 to 60 days	444,490,775.50	7.05
61 to 90 days	269,590,442.50	4.28
91 to 180 days	738,943,879.28	11.72
181 days to 1 year	1,131,510,332.48	17.95
1 to 2 years	1,363,818,737.00	21.63
2 to 3 years	805,332,924.89	12.77
3 to 4 years	126,162,100.00	2.00
4 to 5 years	74,508,775.00	1.18
Over 5 years	0.00	0.00
Total	\$6,304,204,725.53	100.00%

Weighted Average Days to Maturity **356**

Sector Allocation





Managed Account Summary Statement

For the Month Ending **July 31, 2017**

SAN BERNARDINO COUNTY - 76990800

Transaction Summary - Managed Account

Opening Market Value	\$6,227,495,673.45
Maturities/Calls	(2,183,000,000.00)
Principal Dispositions	0.00
Principal Acquisitions	1,877,730,155.28
Unsettled Trades	74,772,750.00
Change in Current Value	4,153,718.77
Closing Market Value	\$6,001,152,297.50

Cash Transactions Summary - Managed Account

Maturities/Calls	2,183,956,437.51
Sale Proceeds	0.00
Coupon/Interest/Dividend Income	3,208,545.03
Principal Payments	0.00
Security Purchases	(1,877,741,194.68)
Net Cash Contribution	(309,423,787.86)
Reconciling Transactions	0.00

Earnings Reconciliation (Cash Basis) - Managed Account

Interest/Dividends/Coupons Received	4,164,982.54
Less Purchased Interest Related to Interest/Coupons	(11,039.40)
Plus Net Realized Gains/Losses	1,036,080.83
Total Cash Basis Earnings	\$5,190,023.97

Cash Balance

Closing Cash Balance **\$0.00**

Earnings Reconciliation (Accrual Basis)

	Total
Ending Amortized Value of Securities	6,005,264,618.16
Ending Accrued Interest	11,936,218.23
Plus Proceeds from Sales	0.00
Plus Proceeds of Maturities/Calls/Principal Payments	2,183,956,437.51
Plus Coupons/Dividends Received	3,208,545.03
Less Cost of New Purchases	(1,952,513,944.68)
Less Beginning Amortized Value of Securities	(6,234,754,888.74)
Less Beginning Accrued Interest	(10,994,026.34)
Total Accrual Basis Earnings	\$6,102,959.17



Portfolio Summary and Statistics

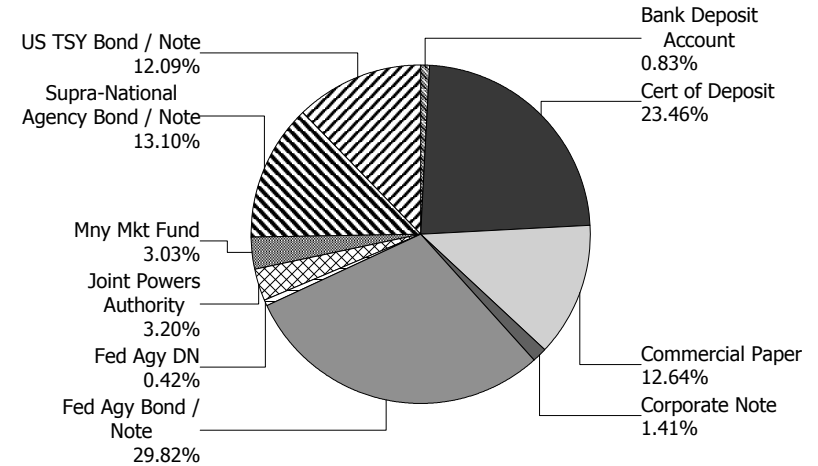
For the Month Ending July 31, 2017

SAN BERNARDINO COUNTY - 76990800

Account Summary

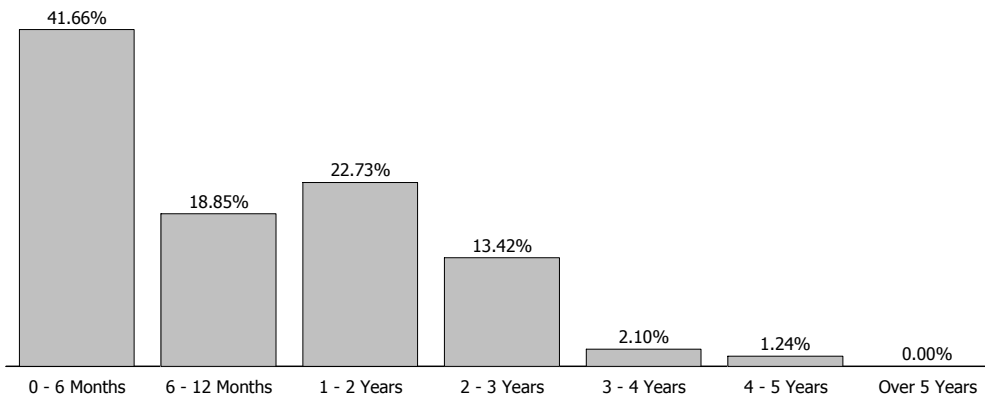
Description	Par Value	Market Value	Percent
U.S. Treasury Bond / Note	725,000,000.00	725,336,825.00	12.09
Supra-National Agency Bond / Note	790,000,000.00	785,912,225.00	13.10
Money Market Fund	182,000,000.00	182,000,000.00	3.03
Joint Powers Authority	192,000,000.00	192,000,000.00	3.20
Federal Agency Discount Note	25,000,000.00	24,977,307.75	0.42
Federal Agency Bond / Note	1,793,511,000.00	1,790,025,977.37	29.82
Corporate Note	85,000,000.00	84,876,480.00	1.41
Commercial Paper	759,600,000.00	758,400,587.60	12.64
Certificate of Deposit	1,408,000,000.00	1,407,622,894.78	23.46
Bank Deposit Account	50,000,000.00	50,000,000.00	0.83
Managed Account Sub-Total	6,010,111,000.00	6,001,152,297.50	100.00%
Accrued Interest		11,936,218.23	
Total Portfolio	6,010,111,000.00	6,013,088,515.73	

Sector Allocation



Unsettled Trades **75,000,000.00** **74,816,250.00**

Maturity Distribution



Characteristics

Yield to Maturity at Cost	1.23%
Yield to Maturity at Market	1.32%
Duration to Worst	1.00
Weighted Average Days to Maturity	374



Managed Account Issuer Summary

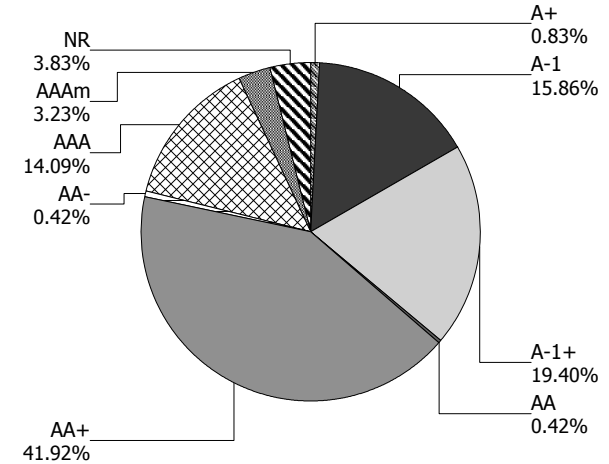
For the Month Ending July 31, 2017

SAN BERNARDINO COUNTY - 76990800

Issuer Summary

Issuer	Market Value of Holdings	Percent
BANK OF MONTREAL	149,974,720.50	2.50
BANK OF NOVA SCOTIA	150,021,771.75	2.50
BANK OF THE WEST	180,000,000.00	3.00
BERKSHIRE HATHAWAY INC	24,995,310.00	0.42
BNP PARIBAS	99,977,710.00	1.67
BPCE GROUP	154,995,040.00	2.58
CAMP	192,000,000.00	3.20
CBA NY	125,017,525.00	2.08
FANNIE MAE	439,070,911.98	7.32
FEDERAL FARM CREDIT BANKS	294,225,064.25	4.90
FEDERAL HOME LOAN BANKS	624,488,104.00	10.41
FEDERATED GOVT OBLIGATIONS FUNDS	1,000,000.00	0.02
FIDELITY TREASURY MF	1,000,000.00	0.02
FREDDIE MAC	457,219,204.89	7.62
HONDA MOTOR CO., LTD	62,495,848.60	1.04
INTER-AMERICAN DEVELOPMENT BANK	223,581,975.00	3.73
INTL BANK OF RECONSTRUCTION AND DEV	562,330,250.00	9.37
JP MORGAN CHASE & CO	224,352,385.00	3.74
MICROSOFT CORP	59,881,170.00	1.00
NORDEA BANK AB	49,974,989.50	0.83
RABOBANK NEDERLAND	159,858,140.25	2.66
ROYAL BANK OF CANADA	125,064,950.00	2.08
STONECASTLE FICA	50,000,000.00	0.83
SVENSKA HANDELSBANKEN AB	174,956,019.50	2.92
TORONTO-DOMINION BANK	199,747,446.00	3.33
TOYOTA MOTOR CORP	131,668,754.00	2.19
UNITED STATES TREASURY	725,336,825.00	12.08
US BANCORP	207,818,282.28	3.46
WESTPAC BANKING CORP	150,099,900.00	2.50
Total	\$6,001,152,297.50	100.00%

Credit Quality (S&P Ratings)





Managed Account Detail of Securities Held

For the Month Ending **July 31, 2017**

SAN BERNARDINO COUNTY - 76990800

Security Type/Description Dated Date/Coupon/Maturity	CUSIP	Par	S&P Rating	Moody's Rating	Trade Date	Settle Date	Original Cost	YTM at Cost	Accrued Interest	Amortized Cost	Market Value
U.S. Treasury Bond / Note											
US TREASURY NOTES DTD 08/31/2012 0.625% 08/31/2017	912828TM2	25,000,000.00	AA+	Aaa	06/10/14	06/11/14	24,675,781.25	1.04	65,387.23	24,991,677.50	24,993,000.00
US TREASURY NOTES DTD 11/30/2012 0.625% 11/30/2017	912828UA6	25,000,000.00	AA+	Aaa	11/05/15	11/06/15	24,867,187.50	0.89	26,468.58	24,978,599.00	24,959,150.00
US TREASURY NOTES DTD 02/29/2012 1.375% 02/28/2019	912828SH4	25,000,000.00	AA+	Aaa	11/18/15	11/19/15	25,046,875.00	1.32	143,851.90	25,022,916.75	25,021,475.00
US TREASURY NOTES DTD 02/28/2014 1.500% 02/28/2019	912828C24	50,000,000.00	AA+	Aaa	10/27/16	10/28/16	50,607,421.88	0.97	313,858.70	50,412,174.50	50,132,800.00
US TREASURY NOTES DTD 03/31/2014 1.625% 03/31/2019	912828C65	25,000,000.00	AA+	Aaa	11/12/15	11/13/15	25,210,937.50	1.37	136,526.64	25,105,103.50	25,120,125.00
UNITED STATES TREASURY NOTES DTD 05/31/2017 1.250% 05/31/2019	912828XS4	25,000,000.00	AA+	Aaa	06/14/17	06/15/17	24,977,539.06	1.30	52,937.16	24,979,005.25	24,958,975.00
US TREASURY NOTES DTD 05/31/2012 1.125% 05/31/2019	912828SX9	50,000,000.00	AA+	Aaa	03/28/17	03/29/17	49,800,781.25	1.31	95,286.89	49,832,012.50	49,818,350.00
US TREASURY NOTES DTD 06/15/2016 0.875% 06/15/2019	912828R85	25,000,000.00	AA+	Aaa	12/20/16	12/21/16	24,660,156.25	1.43	28,090.85	24,742,832.25	24,784,175.00
US TREASURY NOTES DTD 07/02/2012 1.000% 06/30/2019	912828TC4	50,000,000.00	AA+	Aaa	03/28/17	03/29/17	49,630,859.38	1.33	43,478.26	49,686,604.50	49,683,600.00
US TREASURY NOTES DTD 06/30/2014 1.625% 06/30/2019	912828WS5	50,000,000.00	AA+	Aaa	06/29/17	06/30/17	50,244,140.63	1.38	70,652.17	50,233,635.00	50,257,800.00
US TREASURY NOTES DTD 06/30/2014 1.625% 06/30/2019	912828WS5	50,000,000.00	AA+	Aaa	07/03/17	07/05/17	50,210,937.50	1.41	70,652.17	50,203,232.50	50,257,800.00
US TREASURY NOTES DTD 10/31/2014 1.500% 10/31/2019	912828F62	25,000,000.00	AA+	Aaa	12/20/16	12/21/16	24,968,750.00	1.54	94,769.02	24,975,442.50	25,066,400.00
US TREASURY NOTES DTD 11/30/2012 1.000% 11/30/2019	912828UB4	25,000,000.00	AA+	Aaa	11/10/16	11/14/16	24,900,390.63	1.13	42,349.73	24,923,453.75	24,774,425.00
UNITED STATES TREASURY NOTES DTD 03/02/2015 1.375% 02/29/2020	912828J50	25,000,000.00	AA+	Aaa	02/01/17	02/02/17	24,858,398.44	1.56	143,851.90	24,880,629.25	24,957,025.00



Managed Account Detail of Securities Held

For the Month Ending **July 31, 2017**

SAN BERNARDINO COUNTY - 76990800

Security Type/Description Dated Date/Coupon/Maturity	CUSIP	Par	S&P Rating	Moody's Rating	Trade Date	Settle Date	Original Cost	YTM at Cost	Accrued Interest	Amortized Cost	Market Value
U.S. Treasury Bond / Note											
US TREASURY NOTES DTD 04/30/2015 1.375% 04/30/2020	912828K58	50,000,000.00	AA+	Aaa	01/06/17	01/09/17	49,675,781.25	1.58	173,743.21	49,729,763.50	49,880,850.00
US TREASURY NOTES DTD 08/16/2010 2.625% 08/15/2020	912828NT3	25,000,000.00	AA+	Aaa	12/20/16	12/21/16	25,721,679.69	1.80	302,745.17	25,603,965.00	25,816,400.00
US TREASURY NOTES DTD 11/30/2015 1.625% 11/30/2020	912828M98	25,000,000.00	AA+	Aaa	12/20/16	12/21/16	24,755,859.38	1.88	68,818.31	24,792,683.25	25,029,300.00
US TREASURY NOTES DTD 05/31/2016 1.375% 05/31/2021	912828R77	25,000,000.00	AA+	Aaa	12/20/16	12/21/16	24,334,960.94	2.00	58,230.87	24,423,234.25	24,714,850.00
US TREASURY NOTES DTD 06/02/2014 2.000% 05/31/2021	912828WN6	50,000,000.00	AA+	Aaa	12/02/16	12/05/16	50,447,265.63	1.79	169,398.91	50,384,112.50	50,601,550.00
US TREASURY NOTES DTD 12/01/2014 1.875% 11/30/2021	912828G53	25,000,000.00	AA+	Aaa	12/20/16	12/21/16	24,734,375.00	2.10	79,405.74	24,765,922.25	25,124,025.00
US TREASURY NOTES DTD 02/02/2015 1.500% 01/31/2022	912828H86	50,000,000.00	AA+	Aaa	02/15/17	02/16/17	48,779,296.88	2.02	2,038.04	48,887,344.50	49,384,750.00
Security Type Sub-Total		725,000,000.00					723,109,375.04	1.48	2,182,541.45	723,554,344.00	725,336,825.00
Supra-National Agency Bond / Note											
INTL BANK OF RECON AND DEV GLOBAL NOTES DTD 06/23/2015 1.000% 11/15/2017	459058EM1	25,000,000.00	AAA	Aaa	06/16/15	06/23/15	24,997,750.00	1.00	52,777.78	24,999,719.75	24,994,100.00
INTL BANK OF RECON AND DEV GLOBAL NOTES DTD 04/10/2014 1.375% 04/10/2018	459058DN0	25,000,000.00	AAA	Aaa	03/04/16	03/09/16	25,140,000.00	1.10	105,989.58	25,046,775.00	25,012,825.00
INTL BANK OF RECON AND DEV GLOBAL NOTES DTD 04/30/2015 1.000% 06/15/2018	459058EJ8	25,000,000.00	AAA	Aaa	12/17/15	12/22/15	24,798,450.00	1.33	31,944.44	24,928,404.00	24,933,250.00
INTL BANK OF RECON AND DEV GLOBAL NOTES DTD 04/30/2015 1.000% 06/15/2018	459058EJ8	25,000,000.00	AAA	Aaa	12/17/15	12/22/15	24,798,500.00	1.33	31,944.44	24,928,421.75	24,933,250.00



Managed Account Detail of Securities Held

For the Month Ending **July 31, 2017**

SAN BERNARDINO COUNTY - 76990800

Security Type/Description Dated Date/Coupon/Maturity	CUSIP	Par	S&P Rating	Moody's Rating	Trade Date	Settle Date	Original Cost	YTM at Cost	Accrued Interest	Amortized Cost	Market Value
Supra-National Agency Bond / Note											
INTL BANK OF RECON AND DEV GLOBAL NOTES DTD 04/30/2015 1.000% 06/15/2018	459058EJ8	40,000,000.00	AAA	Aaa	05/18/16	05/23/16	40,008,400.00	0.99	51,111.11	40,003,597.20	39,893,200.00
INTL BANK OF RECON AND DEV GLOBAL NOTES DTD 04/30/2015 1.000% 06/15/2018	459058EJ8	50,000,000.00	AAA	Aaa	04/22/15	04/30/15	49,914,500.00	1.06	63,888.89	49,975,824.50	49,866,500.00
INTL BANK OF RECON AND DEV SN NOTES DTD 04/19/2016 0.875% 07/19/2018	459058FE8	25,000,000.00	AAA	Aaa	05/19/16	05/24/16	24,889,806.75	1.08	7,291.67	24,950,194.50	24,885,800.00
INTL BANK OF RECON AND DEV SN NOTES DTD 04/19/2016 0.875% 07/19/2018	459058FE8	50,000,000.00	AAA	Aaa	04/12/16	04/19/16	49,911,500.00	0.95	14,583.33	49,961,692.00	49,771,600.00
INTER-AMERICAN DEVELOPMENT BANK DTD 08/24/2011 1.750% 08/24/2018	4581X0BR8	25,000,000.00	AAA	Aaa	05/31/16	06/03/16	25,370,589.25	1.07	190,798.61	25,178,345.00	25,092,625.00
INTL BANK OF RECON AND DEV GLOBAL NOTES DTD 10/07/2015 1.000% 10/05/2018	459058ER0	50,000,000.00	AAA	Aaa	09/30/15	10/07/15	49,915,000.00	1.06	161,111.11	49,966,252.50	49,761,950.00
INTL BK OF REC & DEV NOTE (EX-CALLABLE) DTD 04/26/2016 1.250% 04/26/2019	459058FC2	25,000,000.00	AAA	Aaa	04/21/16	04/26/16	24,947,500.00	1.32	82,465.28	24,969,372.50	24,813,600.00
INTER-AMERICAN DEVELOPMENT BANK DTD 04/12/2016 1.000% 05/13/2019	458182DX7	25,000,000.00	AAA	Aaa	05/24/16	05/27/16	24,842,875.00	1.22	54,166.67	24,904,732.25	24,762,675.00
INTER-AMERICAN DEVELOPMENT BANK DTD 04/12/2016 1.000% 05/13/2019	458182DX7	100,000,000.00	AAA	Aaa	04/05/16	04/12/16	99,700,000.00	1.10	216,666.67	99,825,325.00	99,050,700.00
INTL BANK OF RECON AND DEV DTD 01/25/2016 1.430% 07/25/2019	45905UUV4	50,000,000.00	AAA	Aaa	01/13/16	01/25/16	50,000,000.00	1.43	11,916.67	50,000,000.00	49,730,750.00
INTL BANK OF RECON AND DEV GLOBAL NOTES DTD 01/28/2016 1.250% 07/26/2019	459058EV1	25,000,000.00	AAA	Aaa	01/21/16	01/28/16	24,879,250.00	1.39	4,340.28	24,930,651.25	24,880,000.00
INTL BANK OF RECON AND DEV SN NOTE DTD 07/13/2016 0.875% 08/15/2019	459058FK4	50,000,000.00	AAA	Aaa	07/08/16	07/13/16	49,907,500.00	0.94	201,736.11	49,938,597.50	49,356,100.00



Managed Account Detail of Securities Held

For the Month Ending **July 31, 2017**

SAN BERNARDINO COUNTY - 76990800

Security Type/Description Dated Date/Coupon/Maturity	CUSIP	Par	S&P Rating	Moody's Rating	Trade Date	Settle Date	Original Cost	YTM at Cost	Accrued Interest	Amortized Cost	Market Value
Supra-National Agency Bond / Note											
INTER-AMERICAN DEVELOPMENT BANK DTD 10/15/2015 1.250% 10/15/2019	4581X0CR7	25,000,000.00	AAA	Aaa	12/02/15	12/07/15	24,651,000.00	1.62	92,013.89	24,797,814.00	24,849,425.00
INTER-AMERICAN DEVELOPMENT BANK DTD 10/15/2015 1.250% 10/15/2019	4581X0CR7	25,000,000.00	AAA	Aaa	03/16/16	03/21/16	24,746,000.00	1.54	92,013.89	24,841,367.50	24,849,425.00
INTL BANK OF RECON AND DEV GLOBAL NOTES DTD 10/27/2016 1.125% 11/27/2019	459058FS7	50,000,000.00	AAA	Aaa	10/20/16	10/27/16	49,894,500.00	1.20	100,000.00	49,920,107.00	49,511,600.00
INTL BANK OF RECON AND DEV GLOBAL NOTES DTD 03/30/2016 1.375% 03/30/2020	459058FA6	25,000,000.00	AAA	Aaa	03/23/16	03/30/16	24,923,500.00	1.45	115,538.19	24,948,569.25	24,831,775.00
INTL BK RECON & DEVELOP NOTES DTD 03/21/2017 1.875% 04/21/2020	459058FZ1	25,000,000.00	AAA	Aaa	03/14/17	03/21/17	24,978,250.00	1.90	169,270.83	24,980,845.25	25,153,950.00
INTER-AMERICAN DEVEL BK NOTE DTD 04/12/2017 1.625% 05/12/2020	4581X0CX4	25,000,000.00	AAA	Aaa	04/05/17	04/12/17	24,940,750.00	1.70	123,003.47	24,946,515.75	24,977,125.00
Security Type Sub-Total		790,000,000.00					788,155,621.00	1.21	1,974,572.91	788,943,123.45	785,912,225.00
Money Market Fund											
FIDELITY GOV'T MM FUND 2642	31607A703	1,000,000.00	AAAm	Aaa	10/27/16	10/27/16	1,000,000.00	0.87	0.00	1,000,000.00	1,000,000.00
FEDERATED GOVT OBLIGATIONS FUND	608919718	1,000,000.00	AAAm	Aaa	04/05/17	04/05/17	1,000,000.00	0.86	0.00	1,000,000.00	1,000,000.00
BANK OF THE WEST MONEY MARKET FUND	BKOFWEST7	180,000,000.00	NR	NR	05/30/17	05/30/17	180,000,000.00	1.18	0.00	180,000,000.00	180,000,000.00
Security Type Sub-Total		182,000,000.00					182,000,000.00	1.17	0.00	182,000,000.00	182,000,000.00
Joint Powers Authority											
CALIFORNIA ASSET MANAGEMENT PROGRAM	CAMPMF025	18,000,000.00	AAAm	NR	12/08/15	12/08/15	18,000,000.00	1.13	0.00	18,000,000.00	18,000,000.00
CALIFORNIA ASSET MANAGEMENT PROGRAM	CAMPMF025	24,000,000.00	AAAm	NR	08/12/15	08/12/15	24,000,000.00	1.13	0.00	24,000,000.00	24,000,000.00
CALIFORNIA ASSET MANAGEMENT PROGRAM	CAMPMF025	50,000,000.00	AAAm	NR	06/25/15	06/25/15	50,000,000.00	1.13	0.00	50,000,000.00	50,000,000.00



Managed Account Detail of Securities Held

For the Month Ending **July 31, 2017**

SAN BERNARDINO COUNTY - 76990800

Security Type/Description Dated Date/Coupon/Maturity	CUSIP	Par	S&P Rating	Moody's Rating	Trade Date	Settle Date	Original Cost	YTM at Cost	Accrued Interest	Amortized Cost	Market Value
Joint Powers Authority											
CALIFORNIA ASSET MANAGEMENT PROGRAM	CAMPMF025	50,000,000.00	AAAm	NR	08/05/15	08/05/15	50,000,000.00	1.13	0.00	50,000,000.00	50,000,000.00
CALIFORNIA ASSET MANAGEMENT PROGRAM	CAMPMF025	50,000,000.00	AAAm	NR	04/27/16	04/27/16	50,000,000.00	1.13	0.00	50,000,000.00	50,000,000.00
Security Type Sub-Total		192,000,000.00					192,000,000.00	1.13	0.00	192,000,000.00	192,000,000.00
Federal Agency Discount Note											
FEDERAL HOME LOAN BANKS DISC NOTE DTD 09/01/2016 0.000% 09/01/2017	313385LD6	25,000,000.00	A-1+	P-1	06/06/17	06/06/17	24,939,885.42	1.00	0.00	24,978,579.75	24,977,307.75
Security Type Sub-Total		25,000,000.00					24,939,885.42	1.00	0.00	24,978,579.75	24,977,307.75
Federal Agency Bond / Note											
FHLB NOTES DTD 07/24/2015 0.750% 08/28/2017	3130A62S5	17,000,000.00	AA+	Aaa	07/23/15	07/24/15	16,961,920.00	0.86	54,187.50	16,998,626.40	16,995,376.00
FHLB NOTES DTD 06/02/2015 0.750% 08/28/2017	3130A5HT9	23,250,000.00	AA+	Aaa	06/02/15	06/03/15	23,211,172.50	0.83	73,140.63	23,248,833.08	23,243,885.25
FANNIE MAE GLOBAL NOTES DTD 07/20/2012 0.875% 08/28/2017	3135G0MZ3	50,000,000.00	AA+	Aaa	09/18/12	09/19/12	50,046,000.00	0.86	185,937.50	50,000,712.00	49,991,750.00
FFCB NOTES DTD 02/25/2015 1.000% 09/25/2017	3133EEQX1	19,589,000.00	AA+	Aaa	04/28/15	04/29/15	19,682,047.75	0.80	68,561.50	19,594,848.10	19,586,414.25
FFCB NOTES DTD 02/25/2015 1.000% 09/25/2017	3133EEQX1	25,000,000.00	AA+	Aaa	03/04/15	03/04/15	25,010,711.25	0.98	87,500.00	25,000,632.75	24,996,700.00
FNMA NOTES DTD 08/25/2014 1.000% 09/27/2017	3135G0ZL0	10,000,000.00	AA+	Aaa	08/21/14	08/25/14	9,964,300.00	1.12	34,444.44	9,998,175.10	9,997,100.00
FREDDIE MAC GLOBAL NOTES (EX-CALLABLE) DTD 09/27/2012 1.000% 09/27/2017	3134G3M31	10,000,000.00	AA+	Aaa	04/28/15	04/29/15	10,046,400.00	0.81	34,444.44	10,003,017.50	9,997,930.00
FHLB NOTES DTD 09/03/2014 1.100% 09/29/2017	3130A2XL5	15,000,000.00	AA+	Aaa	09/04/14	09/05/14	14,974,950.00	1.16	55,916.67	14,998,663.05	14,998,365.00



Managed Account Detail of Securities Held

For the Month Ending **July 31, 2017**

SAN BERNARDINO COUNTY - 76990800

Security Type/Description Dated Date/Coupon/Maturity	CUSIP	Par	S&P Rating	Moody's Rating	Trade Date	Settle Date	Original Cost	YTM at Cost	Accrued Interest	Amortized Cost	Market Value
Federal Agency Bond / Note											
FHLB NOTES DTD 09/03/2014 1.100% 09/29/2017	3130A2XL5	25,000,000.00	AA+	Aaa	09/04/14	09/05/14	24,962,000.00	1.15	93,194.44	24,997,971.75	24,997,275.00
FANNIE MAE GLOBAL NOTES DTD 09/24/2012 0.875% 10/26/2017	3135G0PO0	25,000,000.00	AA+	Aaa	04/28/15	04/29/15	25,044,575.00	0.80	57,725.69	25,004,258.00	24,985,975.00
FHLMC NOTES DTD 12/11/2015 1.000% 12/15/2017	3137EADX4	50,000,000.00	AA+	Aaa	12/10/15	12/11/15	49,948,500.00	1.05	63,888.89	49,990,390.00	49,974,050.00
FFCB NOTES DTD 12/18/2014 1.125% 12/18/2017	3133EEFE5	25,000,000.00	AA+	Aaa	12/09/14	12/18/14	24,975,925.00	1.16	33,593.75	24,996,901.75	25,006,600.00
FFCB NOTES DTD 12/18/2014 1.125% 12/18/2017	3133EEFE5	25,000,000.00	AA+	Aaa	12/09/14	12/18/14	24,976,000.00	1.16	33,593.75	24,996,911.50	25,006,600.00
FHLB NOTES DTD 11/20/2015 1.000% 12/19/2017	3130A6SW8	25,000,000.00	AA+	Aaa	11/19/15	11/20/15	25,000,000.00	1.00	29,166.67	25,000,000.00	24,986,450.00
FHLMC NOTES DTD 11/21/2012 0.750% 01/12/2018	3137EADN6	25,000,000.00	AA+	Aaa	01/28/13	01/29/13	24,656,750.00	1.04	9,895.83	24,968,290.25	24,953,325.00
FHLMC NOTES DTD 11/21/2012 0.750% 01/12/2018	3137EADN6	25,000,000.00	AA+	Aaa	01/30/13	01/31/13	24,670,250.00	1.02	9,895.83	24,969,511.50	24,953,325.00
FFCB NOTES DTD 02/26/2016 0.850% 02/26/2018	3133EFF51	25,000,000.00	AA+	Aaa	02/24/16	02/26/16	25,011,500.00	0.83	91,493.06	25,003,293.00	24,964,900.00
FHLB NOTES DTD 02/18/2016 0.875% 03/19/2018	3130A7CX1	25,000,000.00	AA+	Aaa	02/16/16	02/18/16	24,992,250.00	0.89	80,208.33	24,997,622.25	24,947,375.00
FNMA NOTE DTD 03/04/2016 0.875% 03/28/2018	3135G0J61	50,000,000.00	AA+	Aaa	03/01/16	03/04/16	49,900,000.00	0.97	149,479.17	49,967,920.50	49,890,350.00
FHLMC REFERENCE NOTE DTD 04/07/2016 0.750% 04/09/2018	3137EAEA3	50,000,000.00	AA+	Aaa	04/06/16	04/07/16	49,921,500.00	0.83	116,666.67	49,972,897.00	49,835,650.00
FFCB NOTES DTD 04/12/2016 0.750% 04/18/2018	3133EF3B1	50,000,000.00	AA+	Aaa	04/07/16	04/12/16	49,932,000.00	0.82	107,291.67	49,975,804.50	49,828,700.00
FHLB NOTES DTD 02/27/2015 1.125% 04/25/2018	3130A4GJ5	30,000,000.00	AA+	Aaa	02/26/15	02/27/15	29,986,200.00	1.14	90,000.00	29,996,731.20	29,971,620.00



Managed Account Detail of Securities Held

For the Month Ending **July 31, 2017**

SAN BERNARDINO COUNTY - 76990800

Security Type/Description	Dated Date/Coupon/Maturity	CUSIP	Par	S&P Rating	Moody's Rating	Trade Date	Settle Date	Original Cost	YTM at Cost	Accrued Interest	Amortized Cost	Market Value
Federal Agency Bond / Note												
FHLB NOTES DTD 05/04/2015 1.000% 05/04/2018		3130A57K9	25,000,000.00	AA+	Aaa	04/28/15	05/04/15	25,006,500.00	0.99	60,416.67	25,001,660.75	24,946,725.00
FFCB NOTES DTD 05/11/2015 1.030% 05/11/2018		3133EEJ50	25,000,000.00	AA+	Aaa	05/04/15	05/11/15	24,980,500.00	1.06	57,222.22	24,994,887.25	24,948,750.00
FFCB NOTES DTD 05/11/2015 1.030% 05/11/2018		3133EEJ50	25,000,000.00	AA+	Aaa	05/05/15	05/11/15	24,954,575.00	1.09	57,222.22	24,988,085.50	24,948,750.00
FHLB NOTES DTD 05/04/2012 1.250% 06/08/2018		313379DT3	25,000,000.00	AA+	Aaa	05/09/16	05/10/16	25,225,000.00	0.81	46,006.94	25,092,799.25	24,998,525.00
FEDERAL HOME LOAN BANKS AGCY DTD 05/27/2016 0.875% 06/29/2018		3130A8BD4	35,000,000.00	AA+	Aaa	05/26/16	05/27/16	34,915,650.00	0.99	27,222.22	34,962,977.70	34,874,280.00
FNMA NOTES (EX-CALLABLE) GLOBAL NOTES DTD 07/27/2016 0.875% 07/27/2018		3135G0M75	28,325,000.00	AA+	Aaa	07/27/16	07/28/16	28,265,517.50	0.98	2,753.82	28,295,404.62	28,240,109.98
FHLB NOTES DTD 07/08/2016 0.625% 08/07/2018		3130A8PK3	25,000,000.00	AA+	Aaa	07/07/16	07/08/16	24,948,000.00	0.73	75,520.83	24,974,483.50	24,844,575.00
FHLB NOTES DTD 08/07/2015 1.125% 09/14/2018		3130A6AE7	25,000,000.00	AA+	Aaa	10/05/16	10/07/16	25,072,000.00	0.97	107,031.25	25,041,809.00	24,946,500.00
FHLMC REFERENCE NOTE DTD 09/16/2016 0.875% 10/12/2018		3137EAED7	50,000,000.00	AA+	Aaa	09/15/16	09/16/16	49,978,500.00	0.90	132,465.28	49,987,497.50	49,737,850.00
FNMA BENCHMARK NOTE DTD 09/01/2015 1.125% 10/19/2018		3135G0E58	12,000,000.00	AA+	Aaa	09/09/15	09/10/15	11,972,640.00	1.20	38,250.00	11,989,160.76	11,971,752.00
FNMA BENCHMARK NOTE DTD 09/01/2015 1.125% 10/19/2018		3135G0E58	25,000,000.00	AA+	Aaa	09/09/15	09/10/15	24,943,250.00	1.20	79,687.50	24,977,517.25	24,941,150.00
FHLMC NOTES (EX-CALLABLE) DTD 04/26/2016 1.050% 10/26/2018		3134G8YU7	50,000,000.00	AA+	Aaa	04/19/16	04/26/16	49,965,000.00	1.08	138,541.67	49,982,581.50	49,768,400.00
FHLB NOTES DTD 12/08/2016 1.250% 01/16/2019		3130AAE46	50,000,000.00	AA+	Aaa	12/07/16	12/08/16	49,998,000.00	1.25	26,041.67	49,998,496.50	49,933,350.00
FNMA BENCHMARK NOTE DTD 02/23/2016 1.000% 02/26/2019		3135G0J53	25,000,000.00	AA+	Aaa	02/18/16	02/23/16	24,941,000.00	1.08	107,638.89	24,968,981.50	24,858,750.00



Managed Account Detail of Securities Held

For the Month Ending **July 31, 2017**

SAN BERNARDINO COUNTY - 76990800

Security Type/Description Dated Date/Coupon/Maturity	CUSIP	Par	S&P Rating	Moody's Rating	Trade Date	Settle Date	Original Cost	YTM at Cost	Accrued Interest	Amortized Cost	Market Value
Federal Agency Bond / Note											
FHLMC NOTES (CALLABLE) DTD 02/28/2017 1.375% 02/28/2019	3134GA6H2	25,000,000.00	AA+	Aaa	02/16/17	02/28/17	25,000,000.00	1.38	146,093.75	25,000,000.00	25,000,450.00
FEDERAL HOME LOAN BANK NOTES DTD 02/06/2012 1.500% 03/08/2019	3133782M2	25,000,000.00	AA+	Aaa	03/01/17	03/02/17	25,051,750.00	1.40	148,958.33	25,041,256.75	25,070,250.00
FEDERAL HOME LOAN BANK NOTES DTD 02/06/2012 1.500% 03/08/2019	3133782M2	25,000,000.00	AA+	Aaa	03/29/17	03/30/17	25,052,500.00	1.39	148,958.33	25,043,534.75	25,070,250.00
FEDERAL HOME LOAN BANK AGENCY DTD 03/10/2017 1.375% 03/18/2019	3130AAXX1	75,000,000.00	AA+	Aaa	03/09/17	03/10/17	74,826,000.00	1.49	403,906.25	74,859,375.00	75,025,950.00
FREDDIE MAC NOTES DTD 03/21/2016 1.125% 04/15/2019	3137EADZ9	25,000,000.00	AA+	Aaa	03/17/16	03/21/16	24,991,750.00	1.14	82,812.50	24,995,351.50	24,901,950.00
FFCB BONDS DTD 04/17/2017 1.320% 04/17/2019	3133EHFK4	25,000,000.00	AA+	Aaa	04/06/17	04/17/17	24,978,250.00	1.36	95,333.33	24,981,359.75	24,968,775.00
FEDERAL HOME LOAN BANK AGENCY NOTES DTD 05/12/2017 1.375% 05/28/2019	3130ABF92	45,000,000.00	AA+	Aaa	05/11/17	05/12/17	44,914,950.00	1.47	135,781.25	44,924,011.20	44,996,265.00
FHLB GLOBAL NOTE DTD 06/03/2016 1.125% 06/21/2019	3130A8DB6	50,000,000.00	AA+	Aaa	06/02/16	06/03/16	49,979,000.00	1.14	62,500.00	49,986,866.00	49,723,000.00
FFCB BONDS DTD 07/24/2017 1.400% 07/24/2019	3133EHSC8	25,000,000.00	AA+	Aaa	07/17/17	07/24/17	24,981,750.00	1.44	6,805.56	24,981,925.50	24,977,800.00
FREDDIE MAC GLOBAL NOTES DTD 07/30/2012 1.250% 08/01/2019	3137EADK2	23,347,000.00	AA+	Aaa	08/07/15	08/10/15	23,123,989.46	1.50	145,918.75	23,233,152.79	23,281,324.89
FREDDIE MAC NOTES DTD 07/19/2017 1.375% 08/15/2019	3137EAEH8	75,000,000.00	AA+	Aaa	07/18/17	07/19/17	74,889,750.00	1.45	34,375.00	74,891,517.00	74,921,250.00
FNMA NOTES DTD 09/02/2016 1.000% 08/28/2019	3135G0P49	50,000,000.00	AA+	Aaa	08/31/16	09/02/16	49,922,000.00	1.05	212,500.00	49,945,584.50	49,560,000.00
FANNIE MAE GLOBAL NOTES DTD 10/25/2016 1.000% 10/24/2019	3135G0R39	25,000,000.00	AA+	Aaa	10/21/16	10/25/16	24,933,000.00	1.09	67,361.11	24,949,936.75	24,753,250.00
FHLB NOTES DTD 11/17/2016 1.375% 11/15/2019	3130AA3R7	35,000,000.00	AA+	Aaa	11/16/16	11/17/16	34,991,950.00	1.38	101,597.22	34,993,810.95	34,940,780.00



Managed Account Detail of Securities Held

For the Month Ending **July 31, 2017**

SAN BERNARDINO COUNTY - 76990800

Security Type/Description Dated Date/Coupon/Maturity	CUSIP	Par	S&P Rating	Moody's Rating	Trade Date	Settle Date	Original Cost	YTM at Cost	Accrued Interest	Amortized Cost	Market Value
Federal Agency Bond / Note											
FREDDIE MAC AGENCY NOTE DTD 01/17/2017 1.500% 01/17/2020	3137EAE5	25,000,000.00	AA+	Aaa	01/12/17	01/17/17	24,973,000.00	1.54	14,583.33	24,977,760.25	25,006,550.00
FNMA NOTES DTD 01/12/2015 1.625% 01/21/2020	3135G0A78	25,000,000.00	AA+	Aaa	12/02/15	12/03/15	25,004,100.00	1.62	11,284.72	25,002,582.25	25,097,075.00
FNMA NOTES DTD 02/28/2017 1.500% 02/28/2020	3135G0T29	40,000,000.00	AA+	Aaa	02/24/17	02/28/17	39,974,400.00	1.52	255,000.00	39,977,958.40	39,967,400.00
FHLMC AGENCY NOTES DTD 04/20/2017 1.375% 04/20/2020	3137EAEF2	25,000,000.00	AA+	Aaa	04/19/17	04/20/17	24,914,500.00	1.49	96,440.97	24,922,348.00	24,887,150.00
FFCB BONDS DTD 05/08/2017 1.550% 05/08/2020	3133EHJA2	25,000,000.00	AA+	Aaa	05/02/17	05/08/17	24,986,275.00	1.57	89,340.28	24,987,309.25	24,991,075.00
FNMA NOTES DTD 08/01/2017 1.500% 07/30/2020	3135G0T60	75,000,000.00	AA+	Aaa	07/28/17	08/01/17	74,772,750.00	1.60	0.00	74,772,750.00	74,816,250.00

Security Type Sub-Total		1,793,511,000.00					1,791,302,748.46	1.16	4,775,798.29	1,792,406,744.35	1,790,025,977.37
--------------------------------	--	-------------------------	--	--	--	--	-------------------------	-------------	---------------------	-------------------------	-------------------------

Corporate Note											
BERKSHIRE HATHAWAY FIN (FLOATING) DTD 01/15/2015 1.604% 01/12/2018	084664CD1	15,000,000.00	AA	Aa2	06/06/16	06/09/16	15,028,560.00	0.82	13,367.58	15,013,173.30	15,022,440.00
BERKSHIRE HATHAWAY INC GLOBAL NOTES DTD 08/15/2016 1.150% 08/15/2018	084670BX5	10,000,000.00	AA	Aa2	08/08/16	08/15/16	9,998,800.00	1.16	53,027.78	9,999,373.30	9,972,870.00
MICROSOFT CORP NOTES DTD 11/03/2015 1.300% 11/03/2018	594918BF0	1,000,000.00	AAA	Aaa	10/30/15	11/04/15	1,001,640.00	1.24	3,177.78	1,000,694.27	999,138.00
MICROSOFT CORP NOTES DTD 11/03/2015 1.300% 11/03/2018	594918BF0	1,000,000.00	AAA	Aaa	10/30/15	11/04/15	1,001,670.00	1.24	3,177.78	1,000,706.96	999,138.00
MICROSOFT CORP NOTES DTD 11/03/2015 1.300% 11/03/2018	594918BF0	3,500,000.00	AAA	Aaa	10/30/15	11/04/15	3,505,425.00	1.25	11,122.22	3,502,296.67	3,496,983.00
MICROSOFT CORP NOTES DTD 11/03/2015 1.300% 11/03/2018	594918BF0	4,500,000.00	AAA	Aaa	10/30/15	11/04/15	4,506,750.00	1.25	14,300.00	4,502,857.64	4,496,121.00
MICROSOFT CORP NOTES DTD 11/03/2015 1.300% 11/03/2018	594918BF0	5,000,000.00	AAA	Aaa	10/30/15	11/04/15	5,007,050.00	1.25	15,888.89	5,002,984.75	4,995,690.00



Managed Account Detail of Securities Held

For the Month Ending **July 31, 2017**

SAN BERNARDINO COUNTY - 76990800

Security Type/Description Dated Date/Coupon/Maturity	CUSIP	Par	S&P Rating	Moody's Rating	Trade Date	Settle Date	Original Cost	YTM at Cost	Accrued Interest	Amortized Cost	Market Value
Corporate Note											
MICROSOFT CORP NOTES DTD 11/03/2015 1.300% 11/03/2018	594918BF0	5,000,000.00	AAA	Aaa	10/30/15	11/04/15	5,007,750.00	1.25	15,888.89	5,003,280.95	4,995,690.00
MICROSOFT CORP NOTES DTD 11/03/2015 1.300% 11/03/2018	594918BF0	5,000,000.00	AAA	Aaa	10/30/15	11/04/15	5,008,500.00	1.24	15,888.89	5,003,598.25	4,995,690.00
MICROSOFT CORP NOTES DTD 08/08/2016 1.100% 08/08/2019	594918BN3	20,000,000.00	AAA	Aaa	08/01/16	08/08/16	19,979,400.00	1.14	105,722.22	19,986,056.80	19,837,620.00
MICROSOFT CORP DTD 02/06/2017 1.850% 02/06/2020	594918BV5	15,000,000.00	AAA	Aaa	01/30/17	02/06/17	14,989,950.00	1.87	134,895.83	14,991,540.75	15,065,100.00
Security Type Sub-Total		85,000,000.00					85,035,495.00	1.25	386,457.86	85,006,563.64	84,876,480.00
Commercial Paper											
COOPERATIEVE RABOBANK U.A. COMM PAPER -- 0.000% 08/01/2017	21687AV18	50,000,000.00	A-1	P-1	04/04/17	04/06/17	49,818,000.00	1.12	0.00	50,000,000.00	49,998,350.00
JP MORGAN SECURITIES LLC COMM PAPER DTD 01/03/2017 0.000% 08/01/2017	46640PV18	50,000,000.00	A-1	P-1	04/26/17	04/27/17	49,853,333.33	1.10	0.00	50,000,000.00	49,998,350.00
NATIXIS NY BRANCH COMM PAPER DTD 02/01/2017 0.000% 08/01/2017	63873JV15	155,000,000.00	A-1	P-1	07/31/17	07/31/17	154,995,350.00	1.08	0.00	155,000,000.00	154,995,040.00
BNP PARIBAS NY BRANCH COMM PAPER -- 0.000% 08/02/2017	09659BV23	65,000,000.00	A-1	P-1	05/11/17	05/11/17	64,847,141.67	1.02	0.00	64,998,158.55	64,995,840.00
AMERICAN HONDA FINANCE COMM PAPER -- 0.000% 08/07/2017	02665JV72	27,600,000.00	A-1	P-1	04/25/17	04/25/17	27,522,658.67	0.97	0.00	27,595,537.91	27,594,093.60
BNP PARIBAS NY BRANCH COMM PAPER DTD 02/15/2017 0.000% 08/16/2017	09659BVG2	35,000,000.00	A-1	P-1	05/26/17	05/26/17	34,917,886.11	1.03	0.00	34,984,979.05	34,981,870.00
TOYOTA MOTOR CREDIT CORP COMM PAPER -- 0.000% 09/01/2017	89233GW10	20,000,000.00	A-1+	P-1	05/01/17	05/01/17	19,926,200.00	1.08	0.00	19,981,400.00	19,980,240.00
TOYOTA MOTOR CREDIT CORP DTD 01/06/2017 0.000% 09/05/2017	89233GW51	35,000,000.00	A-1+	P-1	06/22/17	06/22/17	34,916,145.83	1.15	0.00	34,960,867.90	34,961,010.00



Managed Account Detail of Securities Held

For the Month Ending **July 31, 2017**

SAN BERNARDINO COUNTY - 76990800

Security Type/Description Dated Date/Coupon/Maturity	CUSIP	Par	S&P Rating	Moody's Rating	Trade Date	Settle Date	Original Cost	YTM at Cost	Accrued Interest	Amortized Cost	Market Value
Commercial Paper											
TOYOTA MOTOR CREDIT CORP COMM PAPER DTD 06/14/2017 0.000% 09/13/2017	89233GWD4	35,000,000.00	A-1+	P-1	06/22/17	06/22/17	34,907,201.39	1.15	0.00	34,951,923.65	34,952,120.00
JP MORGAN SECURITIES LLC COMM PAPER DTD 01/05/2017 0.000% 10/02/2017	46640PX24	40,000,000.00	A-1	P-1	04/06/17	04/07/17	39,738,933.33	1.33	0.00	39,909,066.80	39,913,680.00
JP MORGAN SECURITIES LLC COMM PAPER DTD 01/09/2017 0.000% 10/06/2017	46640PX65	35,000,000.00	A-1	P-1	06/21/17	06/22/17	34,863,966.67	1.33	0.00	34,915,300.00	34,919,430.00
RABOBANK NEDERLAND NV NY COMM PAPER -- 0.000% 10/11/2017	21687AXB4	35,000,000.00	A-1	P-1	05/12/17	05/16/17	34,824,455.56	1.23	0.00	34,915,786.15	34,912,500.00
AMERICAN HONDA FINANCE COMM PAPER -- 0.000% 10/25/2017	02665JXR6	35,000,000.00	A-1	P-1	07/06/17	07/07/17	34,860,972.22	1.31	0.00	34,892,569.60	34,901,755.00
JP MORGAN SECURITIES LLC COMM PAPER DTD 03/06/2017 0.000% 12/01/2017	46640PZ14	50,000,000.00	A-1	P-1	05/23/17	05/23/17	49,653,333.33	1.31	0.00	49,779,722.00	49,778,450.00
JP MORGAN SECURITIES LLC COMM PAPER DTD 03/08/2017 0.000% 12/04/2017	46640PZ48	25,000,000.00	A-1	P-1	07/05/17	07/05/17	24,855,388.89	1.38	0.00	24,881,076.50	24,885,825.00
JP MORGAN SECURITIES LLC COMM PAPER -- 0.000% 12/29/2017	46640PZV8	25,000,000.00	A-1	P-1	04/03/17	04/03/17	24,724,375.00	1.49	0.00	24,846,875.00	24,856,650.00
TOYOTA MOTOR CREDIT CORP COMM PAPER -- 0.000% 12/29/2017	89233GZV1	42,000,000.00	A-1+	P-1	04/03/17	04/03/17	41,571,600.00	1.37	0.00	41,761,999.86	41,775,384.00

Security Type Sub-Total		759,600,000.00					756,796,942.00	1.18	0.00	758,375,262.97	758,400,587.60
--------------------------------	--	-----------------------	--	--	--	--	-----------------------	-------------	-------------	-----------------------	-----------------------

Certificate of Deposit											
TORONTO DOMINION BANK NY CERT DEPOS DTD 04/03/2017 1.100% 08/01/2017	89113WF35	50,000,000.00	A-1+	P-1	04/03/17	04/03/17	50,000,000.00	1.10	183,333.33	50,000,000.00	49,999,974.50



Managed Account Detail of Securities Held

For the Month Ending **July 31, 2017**

SAN BERNARDINO COUNTY - 76990800

Security Type/Description	Dated Date/Coupon/Maturity	CUSIP	Par	S&P Rating	Moody's Rating	Trade Date	Settle Date	Original Cost	YTM at Cost	Accrued Interest	Amortized Cost	Market Value
Certificate of Deposit												
TORONTO DOMINION BANK NY CERT DEPOS DTD 04/06/2017 1.100% 08/01/2017		89113WH58	50,000,000.00	A-1+	P-1	04/06/17	04/06/17	50,000,000.00	1.10	178,750.00	50,000,000.00	49,999,975.00
SVENSKA HANDELSBANKEN NY CERT DEPOS DTD 04/25/2017 1.045% 08/01/2017		86958JMJ5	50,000,000.00	A-1+	P-1	04/25/17	04/25/17	50,000,678.63	1.04	142,236.11	50,000,000.00	49,999,826.50
BANK OF MONTREAL CHICAGO CERT DEPOS DTD 05/11/2017 1.130% 09/01/2017		06427KYO4	25,000,000.00	A-1	P-1	05/11/17	05/11/17	25,000,000.00	1.13	64,347.22	25,000,000.00	24,995,195.50
SVENSKA HANDELSBANKEN NY CERT DEPOS DTD 05/30/2017 1.110% 09/01/2017		86958JPB9	25,000,000.00	A-1+	P-1	05/26/17	05/30/17	25,000,000.00	1.11	48,562.50	25,000,000.00	24,997,238.00
BANK OF NOVA SCOTIA HOUSTON CERT DEPOS DTD 03/02/2017 1.200% 09/01/2017		06417GTV0	50,000,000.00	A-1	P-1	03/01/17	03/02/17	50,000,000.00	1.20	253,333.33	50,000,000.00	49,996,055.00
BANK OF NOVA SCOTIA HOUSTON FLOATING CD DTD 12/07/2016 1.673% 09/07/2017		06417GRF7	50,000,000.00	A-1	P-1	12/06/16	12/07/16	50,000,000.00	1.12	58,101.74	50,000,000.00	50,025,100.00
BANK OF NOVA SCOTIA HOU CD (FLOATING) DTD 09/27/2016 1.723% 09/27/2017		06417GPQ5	25,000,000.00	A-1	P-1	09/27/16	09/27/16	25,000,000.00	1.29	41,885.28	25,000,000.00	25,019,700.00
CBA AUSTRALIA CD (FLOATING) DTD 09/28/2016 1.725% 09/28/2017		20271ELR8	25,000,000.00	A-1+	P-1	09/27/16	09/28/16	25,000,000.00	1.29	40,725.15	25,000,000.00	25,020,025.00
NORDEA BANK FINLAND NY CERT DEPOS DTD 04/27/2017 1.130% 10/02/2017		65590AFZ4	50,000,000.00	A-1+	P-1	04/26/17	04/27/17	50,000,000.00	1.13	150,666.67	50,000,000.00	49,974,989.50
SVENSKA HANDELSBANKEN NY CERT DEPOS DTD 05/11/2017 1.170% 10/02/2017		86958JNE5	50,000,000.00	A-1+	P-1	05/11/17	05/11/17	50,000,000.00	1.17	133,250.00	50,000,000.00	49,982,113.00
US BANK NA CERT DEPOS DTD 06/27/2017 1.210% 11/01/2017		90333VTX8	28,000,000.00	A-1+	P-1	06/27/17	06/27/17	28,000,000.00	1.21	32,938.89	28,000,000.00	27,983,347.28
SVENSKA HANDELSBANKEN NY CERT DEPOS DTD 05/11/2017 1.240% 11/01/2017		86958JNF2	50,000,000.00	A-1+	P-1	05/11/17	05/11/17	50,000,000.00	1.24	141,222.22	50,000,000.00	49,976,842.00
US BANK NA CERT DEPOS DTD 06/30/2017 1.210% 11/01/2017		90333VUA6	50,000,000.00	A-1+	P-1	06/28/17	06/30/17	50,000,000.00	1.21	53,777.78	50,000,000.00	49,970,331.50



Managed Account Detail of Securities Held

For the Month Ending **July 31, 2017**

SAN BERNARDINO COUNTY - 76990800

Security Type/Description	Dated Date/Coupon/Maturity	CUSIP	Par	S&P Rating	Moody's Rating	Trade Date	Settle Date	Original Cost	YTM at Cost	Accrued Interest	Amortized Cost	Market Value
Certificate of Deposit												
US BANK NA CERT DEPOS DTD 06/30/2017 1.210% 11/02/2017		90333VUB4	30,000,000.00	A-1+	P-1	06/28/17	06/30/17	30,000,000.00	1.21	32,266.67	30,000,000.00	29,981,752.50
RABOBANK NEDERLAND NV NY CERT DEPOS DTD 07/07/2017 1.290% 12/01/2017		21685VA25	50,000,000.00	A-1	P-1	07/05/17	07/07/17	50,000,000.00	1.29	44,791.67	50,000,000.00	49,971,381.00
ROYAL BANK OF CANADA NY FLOATING CD DTD 12/08/2016 1.519% 12/08/2017		78009NL61	25,000,000.00	A-1+	P-1	12/06/16	12/08/16	25,000,000.00	1.27	56,962.50	25,000,000.00	25,023,150.00
BANK OF MONTREAL CHICAGO FLOATING CD DTD 07/10/2017 1.334% 01/02/2018		06371EEF0	25,000,000.00	A-1	P-1	07/07/17	07/10/17	25,000,000.00	1.33	20,387.28	25,000,000.00	25,001,875.00
US BANK NA CERT DEPOS DTD 07/27/2017 1.290% 01/03/2018		90333VUG3	100,000,000.00	A-1+	P-1	07/26/17	07/27/17	100,000,000.00	1.29	17,916.67	100,000,000.00	99,882,851.00
BANK OF MONTREAL CHICAGO CERT DEPOS DTD 06/01/2017 1.380% 03/01/2018		06427KZR1	25,000,000.00	A-1	P-1	06/01/17	06/01/17	25,000,000.00	1.38	58,458.33	25,000,000.00	24,982,379.25
BANK OF NOVA SCOTIA CERT DEPOS DTD 06/01/2017 1.370% 03/01/2018		06417GUZ9	25,000,000.00	A-1	P-1	06/01/17	06/01/17	25,000,000.00	1.37	58,034.72	25,000,000.00	24,980,916.75
WESTPAC BANKING CORP CD (FLOATING) DTD 03/08/2017 1.544% 03/08/2018		96121T3A4	50,000,000.00	A-1+	P-1	03/07/17	03/08/17	50,000,000.00	1.19	47,191.22	50,000,000.00	50,064,600.00
CBA AUSTRALIA NY FLOATING CERT DEPOS DTD 03/23/2017 1.547% 03/23/2018		20271EMG1	50,000,000.00	A-1+	P-1	03/17/17	03/23/17	50,000,000.00	1.30	19,324.06	50,000,000.00	49,994,750.00
WESTPAC BANKING CORP CD (FLOATING) DTD 03/24/2017 1.533% 03/26/2018		96121T3E6	25,000,000.00	AA-	Aa3	03/23/17	03/24/17	25,000,000.00	0.66	6,386.58	25,000,000.00	25,030,875.00
TORONTO DOMINION BANK NY CERT DEPOS DTD 04/03/2017 1.500% 04/02/2018		89113WF43	50,000,000.00	A-1+	P-1	04/03/17	04/03/17	50,000,000.00	1.50	250,000.00	50,000,000.00	49,747,246.50
BANK OF MONTREAL CHICAGO (FLOAT) CD DTD 04/11/2017 1.504% 05/10/2018		06427KWW5	50,000,000.00	A+	A1	04/10/17	04/11/17	50,000,000.00	1.29	45,969.00	50,000,000.00	50,038,000.00
ROYAL BANK OF CANADA NY CD (FLOAT) DTD 05/25/2017 1.412% 05/25/2018		78009NT89	25,000,000.00	A-1+	P-1	05/24/17	05/25/17	25,000,000.00	1.21	5,884.25	25,000,000.00	25,001,175.00



Managed Account Detail of Securities Held

For the Month Ending **July 31, 2017**

SAN BERNARDINO COUNTY - 76990800

Security Type/Description	Dated Date/Coupon/Maturity	CUSIP	Par	S&P Rating	Moody's Rating	Trade Date	Settle Date	Original Cost	YTM at Cost	Accrued Interest	Amortized Cost	Market Value
Certificate of Deposit												
COOPERATIEVE RABOBANK U.A. CERT DEPOS DTD 05/05/2017 1.480% 06/01/2018		21684B2C7	25,000,000.00	A-1	P-1	05/03/17	05/05/17	25,000,000.00	1.48	90,444.44	25,000,000.00	24,975,909.25
WESTPAC BANKING CORP NY FLOATING CD DTD 06/02/2017 1.320% 06/01/2018		96121T3M8	50,000,000.00	A-1+	P-1	06/01/17	06/02/17	50,000,000.00	1.32	110,000.00	50,000,000.00	50,005,350.00
ROYAL BANK OF CANADA NY FLOAT CERT DEPOS DTD 06/12/2017 1.358% 06/12/2018		78009NU46	25,000,000.00	A-1+	P-1	06/08/17	06/12/17	25,000,000.00	1.36	47,156.60	25,000,000.00	25,004,375.00
ROYAL BANK OF CANADA NY FLOAT CERT DEPOS DTD 06/28/2017 1.425% 06/28/2018		78009NV60	50,000,000.00	A-1+	P-1	06/26/17	06/28/17	50,000,000.00	1.42	67,283.64	50,000,000.00	50,036,250.00
BANK OF MONTREAL CHICAGO CERT DEPOS DTD 07/03/2017 1.400% 07/02/2018		06371EDH7	25,000,000.00	A-1	P-1	07/03/17	07/03/17	25,000,000.00	1.40	28,194.44	25,000,000.00	24,957,270.75
WESTPAC BANKING CORP NY FLOATING CD DTD 07/07/2017 1.393% 07/02/2018		96121T3P1	25,000,000.00	A-1+	P-1	07/06/17	07/07/17	25,000,000.00	1.39	24,184.03	25,000,000.00	24,999,075.00
CBA AUSTRALIA NY FLOATING CERT DEPOS DTD 07/25/2017 1.384% 08/01/2018		20271EML0	50,000,000.00	A-1+	P-1	07/21/17	07/25/17	50,000,000.00	1.38	13,460.22	50,000,000.00	50,002,750.00
TORONTO DOMINION BANK NY FLOATING CD DTD 07/07/2017 1.423% 08/06/2018		89113W5C6	50,000,000.00	A-1+	P-1	07/06/17	07/07/17	50,000,000.00	1.42	49,421.18	50,000,000.00	50,000,250.00
Security Type Sub-Total			1,408,000,000.00					1,408,000,678.63	1.25	2,616,847.72	1,408,000,000.00	1,407,622,894.78
Bank Deposit Account												
STONECASTLE FICA		FICAMF003	50,000,000.00	NR	NR	08/20/14	08/20/14	50,000,000.00	0.95	0.00	50,000,000.00	50,000,000.00
Security Type Sub-Total			50,000,000.00					50,000,000.00	0.95	0.00	50,000,000.00	50,000,000.00
Managed Account Sub-Total			6,010,111,000.00					6,001,340,745.55	1.23	11,936,218.23	6,005,264,618.16	6,001,152,297.50



Managed Account Detail of Securities Held

For the Month Ending **July 31, 2017**

SAN BERNARDINO COUNTY - 76990800

Securities Sub-Total	\$6,010,111,000.00	\$6,001,340,745.55	1.23%	\$11,936,218.23	\$6,005,264,618.16	\$6,001,152,297.50
Accrued Interest						\$11,936,218.23
Total Investments						\$6,013,088,515.73

Bolded items are forward settling trades.



Managed Account Fair Market Value & Analytics

For the Month Ending **July 31, 2017**

SAN BERNARDINO COUNTY - 76990800

Security Type/Description	Dated Date/Coupon/Maturity	CUSIP	Par	Broker	Next Call Date	Market Price	Market Value	Unreal G/L On Cost	Unreal G/L Amort Cost	Effective Duration	Duration to Worst at Mkt	YTM
U.S. Treasury Bond / Note												
US TREASURY NOTES	DTD 08/31/2012 0.625% 08/31/2017	912828TM2	25,000,000.00	JPMCHASE		99.97	24,993,000.00	317,218.75	1,322.50	0.08	0.08	0.96
US TREASURY NOTES	DTD 11/30/2012 0.625% 11/30/2017	912828UA6	25,000,000.00	BARCLAYS		99.84	24,959,150.00	91,962.50	(19,449.00)	0.33	0.33	1.12
US TREASURY NOTES	DTD 02/29/2012 1.375% 02/28/2019	912828SH4	25,000,000.00	TOR DOM		100.09	25,021,475.00	(25,400.00)	(1,441.75)	1.55	1.55	1.32
US TREASURY NOTES	DTD 02/28/2014 1.500% 02/28/2019	912828C24	50,000,000.00	BARCLAYS		100.27	50,132,800.00	(474,621.88)	(279,374.50)	1.55	1.55	1.33
US TREASURY NOTES	DTD 03/31/2014 1.625% 03/31/2019	912828C65	25,000,000.00	TOR DOM		100.48	25,120,125.00	(90,812.50)	15,021.50	1.63	1.63	1.33
UNITED STATES TREASURY NOTES	DTD 05/31/2017 1.250% 05/31/2019	912828XS4	25,000,000.00	BARCLAYS		99.84	24,958,975.00	(18,564.06)	(20,030.25)	1.80	1.80	1.34
US TREASURY NOTES	DTD 05/31/2012 1.125% 05/31/2019	912828SX9	50,000,000.00	BNP		99.64	49,818,350.00	17,568.75	(13,662.50)	1.80	1.80	1.33
US TREASURY NOTES	DTD 06/15/2016 0.875% 06/15/2019	912828R85	25,000,000.00	TD SEC U		99.14	24,784,175.00	124,018.75	41,342.75	1.85	1.85	1.34
US TREASURY NOTES	DTD 07/02/2012 1.000% 06/30/2019	912828TC4	50,000,000.00	DAIWA		99.37	49,683,600.00	52,740.62	(3,004.50)	1.89	1.89	1.34
US TREASURY NOTES	DTD 06/30/2014 1.625% 06/30/2019	912828WS5	50,000,000.00	TD		100.52	50,257,800.00	13,659.37	24,165.00	1.88	1.88	1.35
US TREASURY NOTES	DTD 06/30/2014 1.625% 06/30/2019	912828WS5	50,000,000.00	BMO		100.52	50,257,800.00	46,862.50	54,567.50	1.88	1.88	1.35
US TREASURY NOTES	DTD 10/31/2014 1.500% 10/31/2019	912828F62	25,000,000.00	MERRILL		100.27	25,066,400.00	97,650.00	90,957.50	2.20	2.20	1.38
US TREASURY NOTES	DTD 11/30/2012 1.000% 11/30/2019	912828UB4	25,000,000.00	BMO		99.10	24,774,425.00	(125,965.63)	(149,028.75)	2.29	2.29	1.39
UNITED STATES TREASURY NOTES	DTD 03/02/2015 1.375% 02/29/2020	912828J50	25,000,000.00	BNP DIR		99.83	24,957,025.00	98,626.56	76,395.75	2.52	2.52	1.44
US TREASURY NOTES	DTD 04/30/2015 1.375% 04/30/2020	912828K58	50,000,000.00	MORGANST		99.76	49,880,850.00	205,068.75	151,086.50	2.68	2.68	1.46
US TREASURY NOTES	DTD 08/16/2010 2.625% 08/15/2020	912828NT3	25,000,000.00	BNP DIR		103.27	25,816,400.00	94,720.31	212,435.00	2.89	2.89	1.52
US TREASURY NOTES	DTD 11/30/2015 1.625% 11/30/2020	912828M98	25,000,000.00	BARCLAYS		100.12	25,029,300.00	273,440.62	236,616.75	3.22	3.22	1.59



Managed Account Fair Market Value & Analytics

For the Month Ending **July 31, 2017**

SAN BERNARDINO COUNTY - 76990800

Security Type/Description Dated Date/Coupon/Maturity	CUSIP	Par	Broker	Next Call Date	Market Price	Market Value	Unreal G/L On Cost	Unreal G/L Amort Cost	Effective Duration	Duration to Worst at Mkt	YTM
U.S. Treasury Bond / Note											
US TREASURY NOTES DTD 05/31/2016 1.375% 05/31/2021	912828R77	25,000,000.00	RBC CAP		98.86	24,714,850.00	379,889.06	291,615.75	3.71	3.71	1.68
US TREASURY NOTES DTD 06/02/2014 2.000% 05/31/2021	912828WN6	50,000,000.00	BARCLAYS		101.20	50,601,550.00	154,284.37	217,437.50	3.67	3.67	1.67
US TREASURY NOTES DTD 12/01/2014 1.875% 11/30/2021	912828G53	25,000,000.00	BMO		100.50	25,124,025.00	389,650.00	358,102.75	4.13	4.13	1.76
US TREASURY NOTES DTD 02/02/2015 1.500% 01/31/2022	912828H86	50,000,000.00	TD SEC U		98.77	49,384,750.00	605,453.12	497,405.50	4.33	4.33	1.79
Security Type Sub-Total		725,000,000.00				725,336,825.00	2,227,449.96	1,782,481.00	2.33	2.33	1.43

Supra-National Agency Bond / Note											
INTL BANK OF RECON AND DEV GLOBAL NOTES DTD 06/23/2015 1.000% 11/15/2017	459058EM1	25,000,000.00	JPMCHASE		99.98	24,994,100.00	(3,650.00)	(5,619.75)	0.29	0.29	1.07
INTL BANK OF RECON AND DEV GLOBAL NOTES DTD 04/10/2014 1.375% 04/10/2018	459058DNO	25,000,000.00	DEUTSCHE		100.05	25,012,825.00	(127,175.00)	(33,950.00)	0.68	0.68	1.30
INTL BANK OF RECON AND DEV GLOBAL NOTES DTD 04/30/2015 1.000% 06/15/2018	459058EJ8	25,000,000.00	TOR DOM		99.73	24,933,250.00	134,800.00	4,846.00	0.86	0.86	1.31
INTL BANK OF RECON AND DEV GLOBAL NOTES DTD 04/30/2015 1.000% 06/15/2018	459058EJ8	25,000,000.00	DEUTSCHE		99.73	24,933,250.00	134,750.00	4,828.25	0.86	0.86	1.31
INTL BANK OF RECON AND DEV GLOBAL NOTES DTD 04/30/2015 1.000% 06/15/2018	459058EJ8	40,000,000.00	BMO		99.73	39,893,200.00	(115,200.00)	(110,397.20)	0.86	0.86	1.31
INTL BANK OF RECON AND DEV GLOBAL NOTES DTD 04/30/2015 1.000% 06/15/2018	459058EJ8	50,000,000.00	BARCLAYS		99.73	49,866,500.00	(48,000.00)	(109,324.50)	0.86	0.86	1.31
INTL BANK OF RECON AND DEV SN NOTES DTD 04/19/2016 0.875% 07/19/2018	459058FE8	25,000,000.00	BNP DIR		99.54	24,885,800.00	(4,006.75)	(64,394.50)	0.96	0.96	1.35
INTL BANK OF RECON AND DEV SN NOTES DTD 04/19/2016 0.875% 07/19/2018	459058FE8	50,000,000.00	BKWEST		99.54	49,771,600.00	(139,900.00)	(190,092.00)	0.96	0.96	1.35



Managed Account Fair Market Value & Analytics

For the Month Ending **July 31, 2017**

SAN BERNARDINO COUNTY - 76990800

Security Type/Description Dated Date/Coupon/Maturity	CUSIP	Par	Broker	Next Call Date	Market Price	Market Value	Unreal G/L On Cost	Unreal G/L Amort Cost	Effective Duration	Duration to Worst at Mkt	YTM
Supra-National Agency Bond / Note											
INTER-AMERICAN DEVELOPMENT BANK DTD 08/24/2011 1.750% 08/24/2018	4581X0BR8	25,000,000.00	BKWEST		100.37	25,092,625.00	(277,964.25)	(85,720.00)	1.04	1.04	1.40
INTL BANK OF RECON AND DEV GLOBAL NOTES DTD 10/07/2015 1.000% 10/05/2018	459058ER0	50,000,000.00	BK AMER		99.52	49,761,950.00	(153,050.00)	(204,302.50)	1.16	1.16	1.41
INTL BK OF REC & DEV NOTE (EX-CALLABLE) DTD 04/26/2016 1.250% 04/26/2019	459058FC2	25,000,000.00	DEUTSCHE		99.25	24,813,600.00	(133,900.00)	(155,772.50)	1.70	1.70	1.69
INTER-AMERICAN DEVELOPMENT BANK DTD 04/12/2016 1.000% 05/13/2019	458182DX7	25,000,000.00	BNP DIR		99.05	24,762,675.00	(80,200.00)	(142,057.25)	1.75	1.75	1.54
INTER-AMERICAN DEVELOPMENT BANK DTD 04/12/2016 1.000% 05/13/2019	458182DX7	100,000,000.00	BMO		99.05	99,050,700.00	(649,300.00)	(774,625.00)	1.75	1.75	1.54
INTL BANK OF RECON AND DEV DTD 01/25/2016 1.430% 07/25/2019	45905UUV4	50,000,000.00	TOR DOM		99.46	49,730,750.00	(269,250.00)	(269,250.00)	1.95	1.95	1.71
INTL BANK OF RECON AND DEV GLOBAL NOTES DTD 01/28/2016 1.250% 07/26/2019	459058EV1	25,000,000.00	BARCLAYS		99.52	24,880,000.00	750.00	(50,651.25)	1.95	1.95	1.50
INTL BANK OF RECON AND DEV SN NOTE DTD 07/13/2016 0.875% 08/15/2019	459058FK4	50,000,000.00	TOR DOM		98.71	49,356,100.00	(551,400.00)	(582,497.50)	2.00	2.00	1.52
INTER-AMERICAN DEVELOPMENT BANK DTD 10/15/2015 1.250% 10/15/2019	4581X0CR7	25,000,000.00	DEUTSCHE		99.40	24,849,425.00	198,425.00	51,611.00	2.16	2.16	1.53
INTER-AMERICAN DEVELOPMENT BANK DTD 10/15/2015 1.250% 10/15/2019	4581X0CR7	25,000,000.00	TOR DOM		99.40	24,849,425.00	103,425.00	8,057.50	2.16	2.16	1.53
INTL BANK OF RECON AND DEV GLOBAL NOTES DTD 10/27/2016 1.125% 11/27/2019	459058FS7	50,000,000.00	CITIGRP		99.02	49,511,600.00	(382,900.00)	(408,507.00)	2.28	2.28	1.55
INTL BANK OF RECON AND DEV GLOBAL NOTES DTD 03/30/2016 1.375% 03/30/2020	459058FA6	25,000,000.00	TOR DOM		99.33	24,831,775.00	(91,725.00)	(116,794.25)	2.59	2.59	1.63
INTL BK RECON & DEVELOP NOTES DTD 03/21/2017 1.875% 04/21/2020	459058FZ1	25,000,000.00	BNP		100.62	25,153,950.00	175,700.00	173,104.75	2.63	2.63	1.64
INTER-AMERICAN DEVEL BK NOTE DTD 04/12/2017 1.625% 05/12/2020	4581X0CX4	25,000,000.00	RBC		99.91	24,977,125.00	36,375.00	30,609.25	2.70	2.70	1.66



Managed Account Fair Market Value & Analytics

For the Month Ending **July 31, 2017**

SAN BERNARDINO COUNTY - 76990800

Security Type/Description Dated Date/Coupon/Maturity	CUSIP	Par	Broker	Next Call Date	Market Price	Market Value	Unreal G/L On Cost	Unreal G/L Amort Cost	Effective Duration	Duration to Worst at Mkt	YTM
Security Type Sub-Total		790,000,000.00				785,912,225.00	(2,243,396.00)	(3,030,898.45)	1.55	1.55	1.47

Money Market Fund

FIDELITY GOV'T MM FUND 2642	31607A703	1,000,000.00			1.00	1,000,000.00	0.00	0.00	0.00	0.00	0.87
FEDERATED GOVT OBLIGATIONS FUND	608919718	1,000,000.00			1.00	1,000,000.00	0.00	0.00	0.00	0.00	0.86
BANK OF THE WEST MONEY MARKET FUND	BKOFWEST7	180,000,000.00			1.00	180,000,000.00	0.00	0.00	0.00	0.00	1.18
Security Type Sub-Total		182,000,000.00				182,000,000.00	0.00	0.00	0.00	0.00	1.17

Joint Powers Authority

CALIFORNIA ASSET MANAGEMENT PROGRAM	CAMPMF025	18,000,000.00	DIRECT		1.00	18,000,000.00	0.00	0.00	0.00	0.00	1.13
CALIFORNIA ASSET MANAGEMENT PROGRAM	CAMPMF025	24,000,000.00	DIRECT		1.00	24,000,000.00	0.00	0.00	0.00	0.00	1.13
CALIFORNIA ASSET MANAGEMENT PROGRAM	CAMPMF025	50,000,000.00	DIRECT		1.00	50,000,000.00	0.00	0.00	0.00	0.00	1.13
CALIFORNIA ASSET MANAGEMENT PROGRAM	CAMPMF025	50,000,000.00	DIRECT		1.00	50,000,000.00	0.00	0.00	0.00	0.00	1.13
CALIFORNIA ASSET MANAGEMENT PROGRAM	CAMPMF025	50,000,000.00	DIRECT		1.00	50,000,000.00	0.00	0.00	0.00	0.00	1.13
Security Type Sub-Total		192,000,000.00				192,000,000.00	0.00	0.00	0.00	0.00	1.13

Federal Agency Discount Note

FEDERAL HOME LOAN BANKS DISC NOTE DTD 09/01/2016 0.000% 09/01/2017	313385LD6	25,000,000.00	OTHER		99.91	24,977,307.75	37,422.33	(1,272.00)	0.09	0.09	1.02
Security Type Sub-Total		25,000,000.00				24,977,307.75	37,422.33	(1,272.00)	0.09	0.09	1.02

Federal Agency Bond / Note

FHLB NOTES DTD 07/24/2015 0.750% 08/28/2017	3130A62S5	17,000,000.00	BARCLAYS		99.97	16,995,376.00	33,456.00	(3,250.40)	0.08	0.08	1.10
FHLB NOTES DTD 06/02/2015 0.750% 08/28/2017	3130A5HT9	23,250,000.00	WELLSFAR		99.97	23,243,885.25	32,712.75	(4,947.83)	0.08	0.08	1.14



Managed Account Fair Market Value & Analytics

For the Month Ending **July 31, 2017**

SAN BERNARDINO COUNTY - 76990800

Security Type/Description Dated Date/Coupon/Maturity	CUSIP	Par	Broker	Next Call Date	Market Price	Market Value	Unreal G/L On Cost	Unreal G/L Amort Cost	Effective Duration	Duration to Worst at Mkt	YTM
Federal Agency Bond / Note											
FANNIE MAE GLOBAL NOTES DTD 07/20/2012 0.875% 08/28/2017	3135G0MZ3	50,000,000.00	MORGANST		99.98	49,991,750.00	(54,250.00)	(8,962.00)	0.08	0.08	1.08
FFCB NOTES DTD 02/25/2015 1.000% 09/25/2017	3133EEQX1	19,589,000.00	WELLSFAR		99.99	19,586,414.25	(95,633.50)	(8,433.85)	0.15	0.15	1.06
FFCB NOTES DTD 02/25/2015 1.000% 09/25/2017	3133EEOX1	25,000,000.00	BNP DIR		99.99	24,996,700.00	(14,011.25)	(3,932.75)	0.15	0.15	1.06
FNMA NOTES DTD 08/25/2014 1.000% 09/27/2017	3135G0ZL0	10,000,000.00	MORGANST		99.97	9,997,100.00	32,800.00	(1,075.10)	0.16	0.16	1.16
FREDDIE MAC GLOBAL NOTES (EX-CALLABLE) DTD 09/27/2012 1.000% 09/27/2017	3134G3M31	10,000,000.00	WELLSFAR		99.98	9,997,930.00	(48,470.00)	(5,087.50)	0.16	0.16	1.11
FHLB NOTES DTD 09/03/2014 1.100% 09/29/2017	3130A2XL5	15,000,000.00	WELLSFAR		99.99	14,998,365.00	23,415.00	(298.05)	0.16	0.16	1.14
FHLB NOTES DTD 09/03/2014 1.100% 09/29/2017	3130A2XL5	25,000,000.00	GILFORD		99.99	24,997,275.00	35,275.00	(696.75)	0.16	0.16	1.14
FANNIE MAE GLOBAL NOTES DTD 09/24/2012 0.875% 10/26/2017	3135G0PO0	25,000,000.00	CITIGRP		99.94	24,985,975.00	(58,600.00)	(18,283.00)	0.24	0.24	1.10
FHLMC NOTES DTD 12/11/2015 1.000% 12/15/2017	3137EADX4	50,000,000.00	TOR DOM		99.95	49,974,050.00	25,550.00	(16,340.00)	0.37	0.37	1.13
FFCB NOTES DTD 12/18/2014 1.125% 12/18/2017	3133EEFE5	25,000,000.00	WELLSFAR		100.03	25,006,600.00	30,675.00	9,698.25	0.38	0.38	1.05
FFCB NOTES DTD 12/18/2014 1.125% 12/18/2017	3133EEFE5	25,000,000.00	MERRILL		100.03	25,006,600.00	30,600.00	9,688.50	0.38	0.38	1.05
FHLB NOTES DTD 11/20/2015 1.000% 12/19/2017	3130A6SW8	25,000,000.00	TOR DOM		99.95	24,986,450.00	(13,550.00)	(13,550.00)	0.38	0.38	1.13
FHLMC NOTES DTD 11/21/2012 0.750% 01/12/2018	3137EADN6	25,000,000.00	MORGANST		99.81	24,953,325.00	296,575.00	(14,965.25)	0.45	0.45	1.16
FHLMC NOTES DTD 11/21/2012 0.750% 01/12/2018	3137EADN6	25,000,000.00	BK AMER		99.81	24,953,325.00	283,075.00	(16,186.50)	0.45	0.45	1.16
FFCB NOTES DTD 02/26/2016 0.850% 02/26/2018	3133EFF51	25,000,000.00	WELLSFAR		99.86	24,964,900.00	(46,600.00)	(38,393.00)	0.56	0.56	1.10
FHLB NOTES DTD 02/18/2016 0.875% 03/19/2018	3130A7CX1	25,000,000.00	BARCLAYS		99.79	24,947,375.00	(44,875.00)	(50,247.25)	0.63	0.63	1.21



Managed Account Fair Market Value & Analytics

For the Month Ending **July 31, 2017**

SAN BERNARDINO COUNTY - 76990800

Security Type/Description	Dated Date/Coupon/Maturity	CUSIP	Par	Broker	Next Call Date	Market Price	Market Value	Unreal G/L On Cost	Unreal G/L Amort Cost	Effective Duration	Duration to Worst at Mkt	YTM
Federal Agency Bond / Note												
FNMA NOTE		3135G0J61	50,000,000.00	CITIGRP		99.78	49,890,350.00	(9,650.00)	(77,570.50)	0.65	0.65	1.21
DTD 03/04/2016 0.875% 03/28/2018												
FHLMC REFERENCE NOTE		3137EAEA3	50,000,000.00	WELLSFAR		99.67	49,835,650.00	(85,850.00)	(137,247.00)	0.68	0.68	1.23
DTD 04/07/2016 0.750% 04/09/2018												
FFCB NOTES		3133EF3B1	50,000,000.00	WELLSFAR		99.66	49,828,700.00	(103,300.00)	(147,104.50)	0.71	0.71	1.23
DTD 04/12/2016 0.750% 04/18/2018												
FHLB NOTES		3130A4GJ5	30,000,000.00	MORGANST		99.91	29,971,620.00	(14,580.00)	(25,111.20)	0.73	0.73	1.25
DTD 02/27/2015 1.125% 04/25/2018												
FHLB NOTES		3130A57K9	25,000,000.00	WELLSFAR		99.79	24,946,725.00	(59,775.00)	(54,935.75)	0.75	0.75	1.28
DTD 05/04/2015 1.000% 05/04/2018												
FFCB NOTES		3133EEJ50	25,000,000.00	DAIWA		99.80	24,948,750.00	(31,750.00)	(46,137.25)	0.77	0.77	1.30
DTD 05/11/2015 1.030% 05/11/2018												
FFCB NOTES		3133EEJ50	25,000,000.00	JPMCHASE		99.80	24,948,750.00	(5,825.00)	(39,335.50)	0.77	0.77	1.30
DTD 05/11/2015 1.030% 05/11/2018												
FHLB NOTES		313379DT3	25,000,000.00	DEUTSCHE		99.99	24,998,525.00	(226,475.00)	(94,274.25)	0.84	0.84	1.26
DTD 05/04/2012 1.250% 06/08/2018												
FEDERAL HOME LOAN BANKS AGCY		3130A8BD4	35,000,000.00	CITIGRP		99.64	34,874,280.00	(41,370.00)	(88,697.70)	0.90	0.90	1.27
DTD 05/27/2016 0.875% 06/29/2018												
FNMA NOTES (EX-CALLABLE) GLOBAL NOTES		3135G0M75	28,325,000.00	JPMCHASE		99.70	28,240,109.98	(25,407.52)	(55,294.64)	0.98	0.98	1.18
DTD 07/27/2016 0.875% 07/27/2018												
FHLB NOTES		3130A8PK3	25,000,000.00	BARCLAYS		99.38	24,844,575.00	(103,425.00)	(129,908.50)	1.01	1.01	1.24
DTD 07/08/2016 0.625% 08/07/2018												
FHLB NOTES		3130A6AE7	25,000,000.00	TOR DOM		99.79	24,946,500.00	(125,500.00)	(95,309.00)	1.10	1.10	1.32
DTD 08/07/2015 1.125% 09/14/2018												
FHLMC REFERENCE NOTE		3137EAED7	50,000,000.00	BARCLAYS		99.48	49,737,850.00	(240,650.00)	(249,647.50)	1.18	1.18	1.32
DTD 09/16/2016 0.875% 10/12/2018												
FNMA BENCHMARK NOTE		3135G0E58	12,000,000.00	ICAP		99.76	11,971,752.00	(888.00)	(17,408.76)	1.20	1.20	1.32
DTD 09/01/2015 1.125% 10/19/2018												
FNMA BENCHMARK NOTE		3135G0E58	25,000,000.00	DEUTSCHE		99.76	24,941,150.00	(2,100.00)	(36,367.25)	1.20	1.20	1.32
DTD 09/01/2015 1.125% 10/19/2018												
FHLMC NOTES (EX-CALLABLE)		3134G8YU7	50,000,000.00	JPMCHASE		99.54	49,768,400.00	(196,600.00)	(214,181.50)	1.22	1.22	1.43
DTD 04/26/2016 1.050% 10/26/2018												



Managed Account Fair Market Value & Analytics

For the Month Ending **July 31, 2017**

SAN BERNARDINO COUNTY - 76990800

Security Type/Description	Dated Date/Coupon/Maturity	CUSIP	Par	Broker	Next Call Date	Market Price	Market Value	Unreal G/L On Cost	Unreal G/L Amort Cost	Effective Duration	Duration to Worst at Mkt	YTM
Federal Agency Bond / Note												
FHLB NOTES		3130AAE46	50,000,000.00	BK AMER		99.87	49,933,350.00	(64,650.00)	(65,146.50)	1.44	1.44	1.34
DTD 12/08/2016 1.250% 01/16/2019												
FNMA BENCHMARK NOTE		3135G0J53	25,000,000.00	JPMCHASE		99.44	24,858,750.00	(82,250.00)	(110,231.50)	1.54	1.54	1.36
DTD 02/23/2016 1.000% 02/26/2019												
FHLMC NOTES (CALLABLE)		3134GA6H2	25,000,000.00	MORGANST	02/28/18	100.00	25,000,450.00	450.00	450.00	1.26	0.57	1.37
DTD 02/28/2017 1.375% 02/28/2019												
FEDERAL HOME LOAN BANK NOTES		3133782M2	25,000,000.00	DEUTSCHE		100.28	25,070,250.00	18,500.00	28,993.25	1.57	1.57	1.32
DTD 02/06/2012 1.500% 03/08/2019												
FEDERAL HOME LOAN BANK NOTES		3133782M2	25,000,000.00	MORGANST		100.28	25,070,250.00	17,750.00	26,715.25	1.57	1.57	1.32
DTD 02/06/2012 1.500% 03/08/2019												
FEDERAL HOME LOAN BANK AGENCY		3130AAXX1	75,000,000.00	CITIGRP		100.03	75,025,950.00	199,950.00	166,575.00	1.60	1.60	1.35
DTD 03/10/2017 1.375% 03/18/2019												
FREDDIE MAC NOTES		3137EADZ9	25,000,000.00	JPMCHASE		99.61	24,901,950.00	(89,800.00)	(93,401.50)	1.68	1.68	1.36
DTD 03/21/2016 1.125% 04/15/2019												
FFCB BONDS		3133EHFK4	25,000,000.00	MORGANST		99.88	24,968,775.00	(9,475.00)	(12,584.75)	1.68	1.68	1.39
DTD 04/17/2017 1.320% 04/17/2019												
FEDERAL HOME LOAN BANK AGENCY		3130ABF92	45,000,000.00	BK AMER		99.99	44,996,265.00	81,315.00	72,253.80	1.79	1.79	1.38
NOTES												
DTD 05/12/2017 1.375% 05/28/2019												
FHLB GLOBAL NOTE		3130A8DB6	50,000,000.00	WELLSFAR		99.45	49,723,000.00	(256,000.00)	(263,866.00)	1.86	1.86	1.42
DTD 06/03/2016 1.125% 06/21/2019												
FFCB BONDS		3133EHSC8	25,000,000.00	OTHER		99.91	24,977,800.00	(3,950.00)	(4,125.50)	1.95	1.95	1.45
DTD 07/24/2017 1.400% 07/24/2019												
FREDDIE MAC GLOBAL NOTES		3137EADK2	23,347,000.00	MORGANST		99.72	23,281,324.89	157,335.43	48,172.10	1.96	1.96	1.39
DTD 07/30/2012 1.250% 08/01/2019												
FREDDIE MAC NOTES		3137EAEH8	75,000,000.00	JPM		99.90	74,921,250.00	31,500.00	29,733.00	2.00	2.00	1.43
DTD 07/19/2017 1.375% 08/15/2019												
FNMA NOTES		3135G0P49	50,000,000.00	DEUTSCHE		99.12	49,560,000.00	(362,000.00)	(385,584.50)	2.04	2.04	1.43
DTD 09/02/2016 1.000% 08/28/2019												
FANNIE MAE GLOBAL NOTES		3135G0R39	25,000,000.00	BARCLAYS		99.01	24,753,250.00	(179,750.00)	(196,686.75)	2.19	2.19	1.45
DTD 10/25/2016 1.000% 10/24/2019												
FHLB NOTES		3130AA3R7	35,000,000.00	BK AMER		99.83	34,940,780.00	(51,170.00)	(53,030.95)	2.24	2.24	1.45
DTD 11/17/2016 1.375% 11/15/2019												



Managed Account Fair Market Value & Analytics

For the Month Ending **July 31, 2017**

SAN BERNARDINO COUNTY - 76990800

Security Type/Description Dated Date/Coupon/Maturity	CUSIP	Par	Broker	Next Call Date	Market Price	Market Value	Unreal G/L On Cost	Unreal G/L Amort Cost	Effective Duration	Duration to Worst at Mkt	YTM
Federal Agency Bond / Note											
FREDDIE MAC AGENCY NOTE DTD 01/17/2017 1.500% 01/17/2020	3137EAEE5	25,000,000.00	CITIGRP		100.03	25,006,550.00	33,550.00	28,789.75	2.41	2.41	1.49
FNMA NOTES DTD 01/12/2015 1.625% 01/21/2020	3135G0A78	25,000,000.00	TOR DOM		100.39	25,097,075.00	92,975.00	94,492.75	2.41	2.41	1.46
FNMA NOTES DTD 02/28/2017 1.500% 02/28/2020	3135G0T29	40,000,000.00	JPMCHASE		99.92	39,967,400.00	(7,000.00)	(10,558.40)	2.50	2.50	1.53
FHLMC AGENCY NOTES DTD 04/20/2017 1.375% 04/20/2020	3137EAEF2	25,000,000.00	TD SEC U		99.55	24,887,150.00	(27,350.00)	(35,198.00)	2.65	2.65	1.54
FFCB BONDS DTD 05/08/2017 1.550% 05/08/2020	3133EHJA2	25,000,000.00	JPM		99.96	24,991,075.00	4,800.00	3,765.75	2.69	2.69	1.56
FNMA NOTES DTD 08/01/2017 1.500% 07/30/2020	3135G0T60	75,000,000.00	BARCLAYS		99.76	74,816,250.00	43,500.00	43,500.00	2.92	2.92	1.58

Security Type Sub-Total		1,793,511,000.00				1,790,025,977.37	(1,276,771.09)	(2,380,766.98)	1.26	1.25	1.31
--------------------------------	--	-------------------------	--	--	--	-------------------------	-----------------------	-----------------------	-------------	-------------	-------------

Corporate Note											
BERKSHIRE HATHAWAY FIN (FLOATING) DTD 01/15/2015 1.604% 01/12/2018	084664CD1	15,000,000.00	DEUTSCHE		100.15	15,022,440.00	(6,120.00)	9,266.70	0.25	0.45	1.29
BERKSHIRE HATHAWAY INC GLOBAL NOTES DTD 08/15/2016 1.150% 08/15/2018	084670BX5	10,000,000.00	WELLSFAR		99.73	9,972,870.00	(25,930.00)	(26,503.30)	1.02	1.02	1.41
MICROSOFT CORP NOTES DTD 11/03/2015 1.300% 11/03/2018	594918BF0	1,000,000.00	CITIGRP		99.91	999,138.00	(2,502.00)	(1,556.27)	1.24	1.24	1.37
MICROSOFT CORP NOTES DTD 11/03/2015 1.300% 11/03/2018	594918BF0	1,000,000.00	VINING		99.91	999,138.00	(2,532.00)	(1,568.96)	1.24	1.24	1.37
MICROSOFT CORP NOTES DTD 11/03/2015 1.300% 11/03/2018	594918BF0	3,500,000.00	ICAP		99.91	3,496,983.00	(8,442.00)	(5,313.67)	1.24	1.24	1.37
MICROSOFT CORP NOTES DTD 11/03/2015 1.300% 11/03/2018	594918BF0	4,500,000.00	MERRILL		99.91	4,496,121.00	(10,629.00)	(6,736.64)	1.24	1.24	1.37
MICROSOFT CORP NOTES DTD 11/03/2015 1.300% 11/03/2018	594918BF0	5,000,000.00	UBS AG		99.91	4,995,690.00	(11,360.00)	(7,294.75)	1.24	1.24	1.37
MICROSOFT CORP NOTES DTD 11/03/2015 1.300% 11/03/2018	594918BF0	5,000,000.00	BARCLAYS		99.91	4,995,690.00	(12,060.00)	(7,590.95)	1.24	1.24	1.37



Managed Account Fair Market Value & Analytics

For the Month Ending **July 31, 2017**

SAN BERNARDINO COUNTY - 76990800

Security Type/Description Dated Date/Coupon/Maturity	CUSIP	Par	Broker	Next Call Date	Market Price	Market Value	Unreal G/L On Cost	Unreal G/L Amort Cost	Effective Duration	Duration to Worst at Mkt	YTM
Corporate Note											
MICROSOFT CORP NOTES DTD 11/03/2015 1.300% 11/03/2018	594918BF0	5,000,000.00	LOOP CAP		99.91	4,995,690.00	(12,810.00)	(7,908.25)	1.24	1.24	1.37
MICROSOFT CORP NOTES DTD 08/08/2016 1.100% 08/08/2019	594918BN3	20,000,000.00	MERRILL		99.19	19,837,620.00	(141,780.00)	(148,436.80)	1.98	1.98	1.51
MICROSOFT CORP DTD 02/06/2017 1.850% 02/06/2020	594918BV5	15,000,000.00	BARCLAYS		100.43	15,065,100.00	75,150.00	73,559.25	2.43	2.43	1.67
Security Type Sub-Total		85,000,000.00				84,876,480.00	(159,015.00)	(130,083.64)	1.42	1.46	1.45
Commercial Paper											
COOPERATIEVE RABOBANK U.A. COMM PAPER -- 0.000% 08/01/2017	21687AV18	50,000,000.00	RABO_DIR		100.00	49,998,350.00	180,350.00	(1,650.00)	0.00	0.00	1.19
JP MORGAN SECURITIES LLC COMM PAPER DTD 01/03/2017 0.000% 08/01/2017	46640PV18	50,000,000.00	JPMCHASE		100.00	49,998,350.00	145,016.67	(1,650.00)	0.00	0.00	1.19
NATIXIS NY BRANCH COMM PAPER DTD 02/01/2017 0.000% 08/01/2017	63873JV15	155,000,000.00	OTHER		100.00	154,995,040.00	(310.00)	(4,960.00)	0.00	0.00	1.15
BNP PARIBAS NY BRANCH COMM PAPER -- 0.000% 08/02/2017	09659BV23	65,000,000.00	BNP_PARI		99.99	64,995,840.00	148,698.33	(2,318.55)	0.01	0.01	1.15
AMERICAN HONDA FINANCE COMM PAPER -- 0.000% 08/07/2017	02665JV72	27,600,000.00	MIZUHO		99.98	27,594,093.60	71,434.93	(1,444.31)	0.02	0.02	1.10
BNP PARIBAS NY BRANCH COMM PAPER DTD 02/15/2017 0.000% 08/16/2017	09659BVG2	35,000,000.00	BNP		99.95	34,981,870.00	63,983.89	(3,109.05)	0.04	0.04	1.17
TOYOTA MOTOR CREDIT CORP COMM PAPER -- 0.000% 09/01/2017	89233GW10	20,000,000.00	TOYOTA		99.90	19,980,240.00	54,040.00	(1,160.00)	0.09	0.09	1.11
TOYOTA MOTOR CREDIT CORP DTD 01/06/2017 0.000% 09/05/2017	89233GW51	35,000,000.00	TOYOTA		99.89	34,961,010.00	44,864.17	142.10	0.10	0.10	1.12
TOYOTA MOTOR CREDIT CORP COMM PAPER DTD 06/14/2017 0.000% 09/13/2017	89233GWD4	35,000,000.00	TOYOTA		99.86	34,952,120.00	44,918.61	196.35	0.12	0.12	1.12
JP MORGAN SECURITIES LLC COMM PAPER DTD 01/05/2017 0.000% 10/02/2017	46640PX24	40,000,000.00	JPMCHASE		99.78	39,913,680.00	174,746.67	4,613.20	0.17	0.17	1.24



Managed Account Fair Market Value & Analytics

For the Month Ending **July 31, 2017**

SAN BERNARDINO COUNTY - 76990800

Security Type/Description	Dated Date/Coupon/Maturity	CUSIP	Par	Broker	Next Call Date	Market Price	Market Value	Unreal G/L On Cost	Unreal G/L Amort Cost	Effective Duration	Duration to Worst at Mkt	YTM
Commercial Paper												
JP MORGAN SECURITIES LLC COMM PAPER DTD 01/09/2017 0.000% 10/06/2017		46640PX65	35,000,000.00	JPM		99.77	34,919,430.00	55,463.33	4,130.00	0.18	0.18	1.24
RABOBANK NEDERLAND NV NY COMM PAPER -- 0.000% 10/11/2017		21687AXB4	35,000,000.00	RABO_DIR		99.75	34,912,500.00	88,044.44	(3,286.15)	0.20	0.20	1.25
AMERICAN HONDA FINANCE COMM PAPER -- 0.000% 10/25/2017		02665JXR6	35,000,000.00	MIZUHO		99.72	34,901,755.00	40,782.78	9,185.40	0.23	0.23	1.18
JP MORGAN SECURITIES LLC COMM PAPER DTD 03/06/2017 0.000% 12/01/2017		46640PZ14	50,000,000.00	JPMCHASE		99.56	49,778,450.00	125,116.67	(1,272.00)	0.33	0.33	1.30
JP MORGAN SECURITIES LLC COMM PAPER DTD 03/08/2017 0.000% 12/04/2017		46640PZ48	25,000,000.00	JPMCHASE		99.54	24,885,825.00	30,436.11	4,748.50	0.34	0.34	1.31
JP MORGAN SECURITIES LLC COMM PAPER -- 0.000% 12/29/2017		46640PZV8	25,000,000.00	JPMCHASE		99.43	24,856,650.00	132,275.00	9,775.00	0.41	0.41	1.37
TOYOTA MOTOR CREDIT CORP COMM PAPER -- 0.000% 12/29/2017		89233GZV1	42,000,000.00	TOYOTA		99.47	41,775,384.00	203,784.00	13,384.14	0.41	0.41	1.28
Security Type Sub-Total			759,600,000.00				758,400,587.60	1,603,645.60	25,324.63	0.12	0.12	1.20
Certificate of Deposit												
TORONTO DOMINION BANK NY CERT DEPOS DTD 04/03/2017 1.100% 08/01/2017		89113WF35	50,000,000.00	TOR DOM		100.00	49,999,974.50	(25.50)	(25.50)	0.00	0.00	1.10
TORONTO DOMINION BANK NY CERT DEPOS DTD 04/06/2017 1.100% 08/01/2017		89113WH58	50,000,000.00	TOR DOM		100.00	49,999,975.00	(25.00)	(25.00)	0.00	0.00	1.10
SVENSKA HANDELSBANKEN NY CERT DEPOS DTD 04/25/2017 1.045% 08/01/2017		86958JMJ5	50,000,000.00	JPMCHASE		100.00	49,999,826.50	(852.13)	(173.50)	0.00	0.00	1.10
BANK OF MONTREAL CHICAGO CERT DEPOS DTD 05/11/2017 1.130% 09/01/2017		06427KYO4	25,000,000.00	BMO_DIR		99.98	24,995,195.50	(4,804.50)	(4,804.50)	0.09	0.09	1.23



Managed Account Fair Market Value & Analytics

For the Month Ending **July 31, 2017**

SAN BERNARDINO COUNTY - 76990800

Security Type/Description	Dated Date/Coupon/Maturity	CUSIP	Par	Broker	Next Call Date	Market Price	Market Value	Unreal G/L On Cost	Unreal G/L Amort Cost	Effective Duration	Duration to Worst at Mkt	YTM
Certificate of Deposit												
SVENSKA HANDELSBANKEN NY CERT DEPOS	DTD 05/30/2017 1.110% 09/01/2017	86958JPB9	25,000,000.00	SVENSKA		99.99	24,997,238.00	(2,762.00)	(2,762.00)	0.09	0.09	1.23
BANK OF NOVA SCOTIA HOUSTON CERT DEPOS	DTD 03/02/2017 1.200% 09/01/2017	06417GTV0	50,000,000.00	BNS		99.99	49,996,055.00	(3,945.00)	(3,945.00)	0.09	0.09	1.23
BANK OF NOVA SCOTIA HOUSTON FLOATING CD	DTD 12/07/2016 1.673% 09/07/2017	06417GRF7	50,000,000.00	BNS		100.05	50,025,100.00	25,100.00	25,100.00	0.08	0.10	1.23
BANK OF NOVA SCOTIA HOU CD (FLOATING)	DTD 09/27/2016 1.723% 09/27/2017	06417GPO5	25,000,000.00	BNS		100.08	25,019,700.00	19,700.00	19,700.00	0.25	0.16	1.37
CBA AUSTRALIA CD (FLOATING)	DTD 09/28/2016 1.725% 09/28/2017	20271ELR8	25,000,000.00	OTHER		100.08	25,020,025.00	20,025.00	20,025.00	0.25	0.16	1.37
NORDEA BANK FINLAND NY CERT DEPOS	DTD 04/27/2017 1.130% 10/02/2017	65590AFZ4	50,000,000.00	MIZUHO		99.95	49,974,989.50	(25,010.50)	(25,010.50)	0.17	0.17	1.27
SVENSKA HANDELSBANKEN NY CERT DEPOS	DTD 05/11/2017 1.170% 10/02/2017	86958JNE5	50,000,000.00	SVENSKA		99.96	49,982,113.00	(17,887.00)	(17,887.00)	0.17	0.17	1.27
US BANK NA CERT DEPOS	DTD 06/27/2017 1.210% 11/01/2017	90333VTX8	28,000,000.00	US BANK		99.94	27,983,347.28	(16,652.72)	(16,652.72)	0.25	0.25	1.32
SVENSKA HANDELSBANKEN NY CERT DEPOS	DTD 05/11/2017 1.240% 11/01/2017	86958JNF2	50,000,000.00	SVENSKA		99.95	49,976,842.00	(23,158.00)	(23,158.00)	0.25	0.25	1.32
US BANK NA CERT DEPOS	DTD 06/30/2017 1.210% 11/01/2017	90333VUA6	50,000,000.00	US BANK		99.94	49,970,331.50	(29,668.50)	(29,668.50)	0.25	0.25	1.32
US BANK NA CERT DEPOS	DTD 06/30/2017 1.210% 11/02/2017	90333VUB4	30,000,000.00	US BANK		99.94	29,981,752.50	(18,247.50)	(18,247.50)	0.26	0.26	1.32
RABOBANK NEDERLAND NV NY CERT DEPOS	DTD 07/07/2017 1.290% 12/01/2017	21685VA25	50,000,000.00	RABO_DIR		99.94	49,971,381.00	(28,619.00)	(28,619.00)	0.33	0.33	1.37
ROYAL BANK OF CANADA NY FLOATING CD	DTD 12/08/2016 1.519% 12/08/2017	78009NL61	25,000,000.00	ROYAL		100.09	25,023,150.00	23,150.00	23,150.00	0.25	0.36	1.27



Managed Account Fair Market Value & Analytics

For the Month Ending **July 31, 2017**

SAN BERNARDINO COUNTY - 76990800

Security Type/Description Dated Date/Coupon/Maturity	CUSIP	Par	Broker	Next Call Date	Market Price	Market Value	Unreal G/L On Cost	Unreal G/L Amort Cost	Effective Duration	Duration to Worst at Mkt	YTM
Certificate of Deposit											
BANK OF MONTREAL CHICAGO FLOATING CD DTD 07/10/2017 1.334% 01/02/2018	06371EEF0	25,000,000.00	BMOCHI_D		100.01	25,001,875.00	1,875.00	1,875.00	0.08	0.42	1.32
US BANK NA CERT DEPOS DTD 07/27/2017 1.290% 01/03/2018	90333VUG3	100,000,000.00	US BANK		99.88	99,882,851.00	(117,149.00)	(117,149.00)	0.42	0.42	1.43
BANK OF MONTREAL CHICAGO CERT DEPOS DTD 06/01/2017 1.380% 03/01/2018	06427KZR1	25,000,000.00	BMOCHI_D		99.93	24,982,379.25	(17,620.75)	(17,620.75)	0.58	0.58	1.50
BANK OF NOVA SCOTIA CERT DEPOS DTD 06/01/2017 1.370% 03/01/2018	06417GUZ9	25,000,000.00	BNS		99.92	24,980,916.75	(19,083.25)	(19,083.25)	0.58	0.58	1.50
WESTPAC BANKING CORP CD (FLOATING) DTD 03/08/2017 1.544% 03/08/2018	96121T3A4	50,000,000.00	ICAP		100.13	50,064,600.00	64,600.00	64,600.00	0.08	0.60	1.27
CBA AUSTRALIA NY FLOATING CERT DEPOS DTD 03/23/2017 1.547% 03/23/2018	20271EMG1	50,000,000.00	ICAP		99.99	49,994,750.00	(5,250.00)	(5,250.00)	0.08	0.63	1.50
WESTPAC BANKING CORP CD (FLOATING) DTD 03/24/2017 1.533% 03/26/2018	96121T3E6	25,000,000.00	ICAP		100.12	25,030,875.00	30,875.00	30,875.00	0.08	0.65	0.21
TORONTO DOMINION BANK NY CERT DEPOS DTD 04/03/2017 1.500% 04/02/2018	89113WF43	50,000,000.00	TOR DOM		99.49	49,747,246.50	(252,753.50)	(252,753.50)	0.67	0.67	1.52
BANK OF MONTREAL CHICAGO (FLOAT) CD DTD 04/11/2017 1.504% 05/10/2018	06427KWV5	50,000,000.00	BMO_DIR		100.08	50,038,000.00	38,000.00	38,000.00	0.08	0.77	1.42
ROYAL BANK OF CANADA NY CD (FLOAT) DTD 05/25/2017 1.412% 05/25/2018	78009NT89	25,000,000.00	ROYAL		100.00	25,001,175.00	1,175.00	1,175.00	0.08	0.81	1.42
COOPERATIEVE RABOBANK U.A. CERT DEPOS DTD 05/05/2017 1.480% 06/01/2018	21684B2C7	25,000,000.00	RABO_DIR		99.90	24,975,909.25	(24,090.75)	(24,090.75)	0.84	0.84	1.57
WESTPAC BANKING CORP NY FLOATING CD DTD 06/02/2017 1.320% 06/01/2018	96121T3M8	50,000,000.00	ICAP		100.01	50,005,350.00	5,350.00	5,350.00	0.25	0.82	1.30
ROYAL BANK OF CANADA NY FLOAT CERT DEPOS DTD 06/12/2017 1.358% 06/12/2018	78009NU46	25,000,000.00	ROYAL		100.02	25,004,375.00	4,375.00	4,375.00	0.25	0.85	1.34



Managed Account Fair Market Value & Analytics

For the Month Ending **July 31, 2017**

SAN BERNARDINO COUNTY - 76990800

Security Type/Description	Dated Date/Coupon/Maturity	CUSIP	Par	Broker	Next Call Date	Market Price	Market Value	Unreal G/L On Cost	Unreal G/L Amort Cost	Effective Duration	Duration to Worst at Mkt	YTM
Certificate of Deposit												
ROYAL BANK OF CANADA NY FLOAT CERT DEPOS	06/28/2017 1.425% 06/28/2018	78009NV60	50,000,000.00	ROYAL		100.07	50,036,250.00	36,250.00	36,250.00	0.25	0.90	1.34
BANK OF MONTREAL CHICAGO CERT DEPOS	07/03/2017 1.400% 07/02/2018	06371EDH7	25,000,000.00	BMO_DIR		99.83	24,957,270.75	(42,729.25)	(42,729.25)	0.91	0.91	1.58
WESTPAC BANKING CORP NY FLOATING CD	07/07/2017 1.393% 07/02/2018	96121T3P1	25,000,000.00	ICAP		100.00	24,999,075.00	(925.00)	(925.00)	0.25	0.91	1.40
CBA AUSTRALIA NY FLOATING CERT DEPOS	07/25/2017 1.384% 08/01/2018	20271EML0	50,000,000.00	ICAP		100.01	50,002,750.00	2,750.00	2,750.00	0.08	1.00	1.39
TORONTO DOMINION BANK NY FLOATING CD	07/07/2017 1.423% 08/06/2018	89113W5C6	50,000,000.00	TD SEC U		100.00	50,000,250.00	250.00	250.00	0.08	1.01	1.44
Security Type Sub-Total			1,408,000,000.00				1,407,622,894.78	(377,783.85)	(377,105.22)	0.23	0.45	1.32
Bank Deposit Account												
STONECASTLE FICA		FICAMF003	50,000,000.00	OTHER		1.00	50,000,000.00	0.00	0.00	0.00	0.00	0.95
Security Type Sub-Total			50,000,000.00				50,000,000.00	0.00	0.00	0.00	0.00	0.95
Managed Account Sub-Total			6,010,111,000.00				6,001,152,297.50	(188,448.05)	(4,112,320.66)	0.95	1.00	1.32
Securities Sub-Total			\$6,010,111,000.00				\$6,001,152,297.50	(\$188,448.05)	(\$4,112,320.66)	0.95	1.00	1.32%
Accrued Interest							\$11,936,218.23					
Total Investments							\$6,013,088,515.73					

Bolded items are forward settling trades.



Managed Account Security Transactions & Interest

For the Month Ending **July 31, 2017**

SAN BERNARDINO COUNTY - 76990800

Transaction Type		Security Description	CUSIP	Par	Principal Proceeds	Accrued Interest	Total	Realized G/L Cost	Realized G/L Amort Cost	Sale Method
Trade	Settle									
BUY										
07/03/17	07/03/17	NATIXIS US BRANCH COMM PAPER -- 0.000% 07/05/2017	63873JU57	154,000,000.00	(153,990,075.56)	0.00	(153,990,075.56)			
07/03/17	07/03/17	CREDIT AGRICOLE CIB NY COMM PAPER DTD 12/14/2016 0.000% 07/05/2017	22533TU53	154,000,000.00	(153,990,075.56)	0.00	(153,990,075.56)			
07/03/17	07/03/17	BANK OF MONTREAL CHICAGO CERT DEPOS DTD 07/03/2017 1.400% 07/02/2018	06371EDH7	25,000,000.00	(25,000,000.00)	0.00	(25,000,000.00)			
07/03/17	07/05/17	US TREASURY NOTES DTD 06/30/2014 1.625% 06/30/2019	912828WS5	50,000,000.00	(50,210,937.50)	(11,039.40)	(50,221,976.90)			
07/05/17	07/05/17	CREDIT AGRICOLE CIB NY COMM PAPER -- 0.000% 07/06/2017	22533TU61	215,000,000.00	(214,993,072.22)	0.00	(214,993,072.22)			
07/05/17	07/05/17	JP MORGAN SECURITIES LLC COMM PAPER DTD 03/08/2017 0.000% 12/04/2017	46640PZ48	25,000,000.00	(24,855,388.89)	0.00	(24,855,388.89)			
07/05/17	07/07/17	RABOBANK NEDERLAND NV NY CERT DEPOS DTD 07/07/2017 1.290% 12/01/2017	21685VA25	50,000,000.00	(50,000,000.00)	0.00	(50,000,000.00)			
07/06/17	07/06/17	CREDIT AGRICOLE CIB NY COMM PAPER DTD 01/09/2017 0.000% 07/07/2017	22533TU79	200,000,000.00	(199,993,555.56)	0.00	(199,993,555.56)			
07/06/17	07/07/17	AMERICAN HONDA FINANCE COMM PAPER -- 0.000% 10/25/2017	02665JXR6	35,000,000.00	(34,860,972.22)	0.00	(34,860,972.22)			
07/06/17	07/07/17	TORONTO DOMINION BANK NY FLOATING CD DTD 07/07/2017 1.423% 08/06/2018	89113W5C6	50,000,000.00	(50,000,000.00)	0.00	(50,000,000.00)			
07/06/17	07/07/17	WESTPAC BANKING CORP NY FLOATING CD DTD 07/07/2017 1.393% 07/02/2018	96121T3P1	25,000,000.00	(25,000,000.00)	0.00	(25,000,000.00)			
07/07/17	07/07/17	NATIXIS NY BRANCH COMM PAPER DTD 07/03/2017 0.000% 07/10/2017	63873JUA6	75,000,000.00	(74,992,750.00)	0.00	(74,992,750.00)			



Managed Account Security Transactions & Interest

For the Month Ending **July 31, 2017**

SAN BERNARDINO COUNTY - 76990800

Transaction Type		Security Description	CUSIP	Par	Principal Proceeds	Accrued Interest	Total	Realized G/L Cost	Realized G/L Amort Cost	Sale Method
Trade	Settle									
BUY										
07/07/17	07/10/17	BANK OF MONTREAL CHICAGO FLOATING CD DTD 07/10/2017 1.334% 01/02/2018	06371EEF0	25,000,000.00	(25,000,000.00)	0.00	(25,000,000.00)			
07/10/17	07/10/17	NATIXIS US BRANCH COMM PAPER -- 0.000% 07/11/2017	63873JUB4	50,000,000.00	(49,998,388.89)	0.00	(49,998,388.89)			
07/11/17	07/11/17	CREDIT AGRICOLE CIB NY COMM PAPER DTD 07/11/2017 0.000% 07/12/2017	22533TUC8	50,000,000.00	(49,998,388.89)	0.00	(49,998,388.89)			
07/12/17	07/12/17	NATIXIS US BRANCH COMM PAPER -- 0.000% 07/13/2017	63873JUD0	50,000,000.00	(49,998,388.89)	0.00	(49,998,388.89)			
07/13/17	07/13/17	NATIXIS US BRANCH COMM PAPER -- 0.000% 07/14/2017	63873JUE8	30,000,000.00	(29,999,033.33)	0.00	(29,999,033.33)			
07/14/17	07/14/17	NATIXIS NY BRANCH COMM PAPER DTD 07/10/2017 0.000% 07/17/2017	63873JUH1	25,000,000.00	(24,997,583.33)	0.00	(24,997,583.33)			
07/17/17	07/24/17	FFCB BONDS DTD 07/24/2017 1.400% 07/24/2019	3133EHSC8	25,000,000.00	(24,981,750.00)	0.00	(24,981,750.00)			
07/18/17	07/19/17	FREDDIE MAC NOTES DTD 07/19/2017 1.375% 08/15/2019	3137EAEH8	75,000,000.00	(74,889,750.00)	0.00	(74,889,750.00)			
07/21/17	07/25/17	CBA AUSTRALIA NY FLOATING CERT DEPOS DTD 07/25/2017 1.384% 08/01/2018	20271EML0	50,000,000.00	(50,000,000.00)	0.00	(50,000,000.00)			
07/24/17	07/24/17	NATIXIS US BRANCH COMM PAPER DTD 07/18/2017 0.000% 07/25/2017	63873JUR9	40,000,000.00	(39,998,711.11)	0.00	(39,998,711.11)			
07/26/17	07/27/17	US BANK NA CERT DEPOS DTD 07/27/2017 1.290% 01/03/2018	90333VUG3	100,000,000.00	(100,000,000.00)	0.00	(100,000,000.00)			
07/28/17	07/28/17	NATIXIS NY BRANCH COMM PAPER DTD 05/22/2017 0.000% 07/31/2017	63873JUX6	145,000,000.00	(144,985,983.33)	0.00	(144,985,983.33)			
07/28/17	08/01/17	FNMA NOTES DTD 08/01/2017 1.500% 07/30/2020	3135G0T60	75,000,000.00	(74,772,750.00)	0.00	(74,772,750.00)			
07/31/17	07/31/17	NATIXIS NY BRANCH COMM PAPER DTD 02/01/2017 0.000% 08/01/2017	63873JV15	155,000,000.00	(154,995,350.00)	0.00	(154,995,350.00)			
Transaction Type Sub-Total				1,953,000,000.00	(1,952,502,905.28)	(11,039.40)	(1,952,513,944.68)			



Managed Account Security Transactions & Interest

For the Month Ending **July 31, 2017**

SAN BERNARDINO COUNTY - 76990800

Transaction Type		Security Description	CUSIP	Par	Principal Proceeds	Accrued Interest	Total	Realized G/L Cost	Realized G/L Amort Cost	Sale Method
Trade	Settle									
INTEREST										
07/03/17	07/03/17	CBA AUSTRALIA NY FLOATING CERT DEPOS DTD 01/05/2017 1.426% 07/03/2017	20271EMA4	50,000,000.00	0.00	55,451.28	55,451.28			
07/03/17	07/03/17	BANK OF NOVA SCOTIA HOUSTON FLOATING CD DTD 01/05/2017 1.456% 07/03/2017	06417GSV1	50,000,000.00	0.00	56,617.94	56,617.94			
07/07/17	07/07/17	BANK OF NOVA SCOTIA HOUSTON FLOATING CD DTD 12/07/2016 1.673% 09/07/2017	06417GRF7	50,000,000.00	0.00	63,925.83	63,925.83			
07/08/17	07/08/17	WESTPAC BANKING CORP CD (FLOATING) DTD 03/08/2017 1.544% 03/08/2018	96121T3A4	50,000,000.00	0.00	62,607.56	62,607.56			
07/10/17	07/10/17	BANK OF MONTREAL CHICAGO (FLOAT) CD DTD 04/11/2017 1.504% 05/10/2018	06427KWV5	50,000,000.00	0.00	54,332.06	54,332.06			
07/12/17	07/12/17	FHLMC NOTES DTD 11/21/2012 0.750% 01/12/2018	3137EADN6	25,000,000.00	0.00	93,750.00	93,750.00			
07/12/17	07/12/17	FHLMC NOTES DTD 11/21/2012 0.750% 01/12/2018	3137EADN6	25,000,000.00	0.00	93,750.00	93,750.00			
07/12/17	07/12/17	BERKSHIRE HATHAWAY FIN (FLOATING) DTD 01/15/2015 1.604% 01/12/2018	084664CD1	15,000,000.00	0.00	55,194.15	55,194.15			
07/14/17	07/14/17	FHLMC NOTES DTD 05/29/2015 0.750% 07/14/2017	3137EADV8	25,000,000.00	0.00	93,750.00	93,750.00			
07/16/17	07/16/17	FHLB NOTES DTD 12/08/2016 1.250% 01/16/2019	3130AAE46	50,000,000.00	0.00	312,500.00	312,500.00			
07/17/17	07/17/17	FREDDIE MAC AGENCY NOTE DTD 01/17/2017 1.500% 01/17/2020	3137EAEE5	25,000,000.00	0.00	187,500.00	187,500.00			
07/19/17	07/19/17	INTL BANK OF RECON AND DEV SN NOTES DTD 04/19/2016 0.875% 07/19/2018	459058FE8	50,000,000.00	0.00	219,000.00	219,000.00			
07/19/17	07/19/17	INTL BANK OF RECON AND DEV SN NOTES DTD 04/19/2016 0.875% 07/19/2018	459058FE8	25,000,000.00	0.00	109,375.00	109,375.00			



Managed Account Security Transactions & Interest

For the Month Ending **July 31, 2017**

SAN BERNARDINO COUNTY - 76990800

Transaction Type		Security Description	CUSIP	Par	Principal Proceeds	Accrued Interest	Total	Realized G/L Cost	Realized G/L Amort Cost	Sale Method
Trade	Settle									
INTEREST										
07/21/17	07/21/17	FNMA NOTES DTD 01/12/2015 1.625% 01/21/2020	3135G0A78	25,000,000.00	0.00	203,125.00	203,125.00			
07/23/17	07/23/17	CBA AUSTRALIA NY FLOATING CERT DEPOS DTD 03/23/2017 1.547% 03/23/2018	20271EMG1	50,000,000.00	0.00	66,114.40	66,114.40			
07/25/17	07/25/17	INTL BANK OF RECON AND DEV DTD 01/25/2016 1.430% 07/25/2019	45905UUV4	50,000,000.00	0.00	357,500.00	357,500.00			
07/26/17	07/25/17	ROYAL BANK OF CANADA NY CD (FLOAT) DTD 05/25/2017 1.412% 05/25/2018	78009NT89	25,000,000.00	0.00	28,116.10	28,116.10			
07/26/17	07/26/17	WESTPAC BANKING CORP CD (FLOATING) DTD 03/24/2017 1.533% 03/26/2018	96121T3E6	25,000,000.00	0.00	31,585.63	31,585.63			
07/26/17	07/26/17	INTL BANK OF RECON AND DEV GLOBAL NOTES DTD 01/28/2016 1.250% 07/26/2019	459058EV1	25,000,000.00	0.00	156,250.00	156,250.00			
07/27/17	07/27/17	FNMA NOTES (EX-CALLABLE) GLOBAL NOTES DTD 07/27/2016 0.875% 07/27/2018	3135G0M75	28,325,000.00	0.00	123,921.88	123,921.88			
07/31/17	07/31/17	US TREASURY NOTES DTD 02/02/2015 1.500% 01/31/2022	912828H86	50,000,000.00	0.00	375,000.00	375,000.00			
07/31/17	07/31/17	FEDERATED GOVT OBLIGATIONS FUND	608919718	0.00	0.00	743.57	743.57			
07/31/17	07/31/17	STONECASTLE FICA	FICAMF003	0.00	0.00	40,344.13	40,344.13			
07/31/17	07/31/17	FIDELITY GOV'T MM FUND 2642	31607A703	0.00	0.00	756.02	756.02			
07/31/17	07/31/17	BANK OF THE WEST MONEY MARKET FUND	BKOFWEST7	0.00	0.00	184,940.62	184,940.62			
07/31/17	07/31/17	CALIFORNIA ASSET MANAGEMENT PROGRAM	CAMPMF025	0.00	0.00	182,393.86	182,393.86			
Transaction Type Sub-Total				768,325,000.00	0.00	3,208,545.03	3,208,545.03			
MATURITY										
07/03/17	07/03/17	ROYAL BANK OF CANADA NY CERT DEPOS DTD 10/06/2016 1.260% 07/03/2017	78009NJ98	25,000,000.00	25,000,000.00	236,250.00	25,236,250.00	0.00	0.00	



Managed Account Security Transactions & Interest

For the Month Ending **July 31, 2017**

SAN BERNARDINO COUNTY - 76990800

Transaction Type		Security Description	CUSIP	Par	Principal Proceeds	Accrued Interest	Total	Realized G/L Cost	Realized G/L Amort Cost	Sale Method
Trade	Settle									
MATURITY										
07/03/17	07/03/17	GE CAPITAL TREASURY SERVICES COMM PAPER -- 0.000% 07/03/2017	36164JU36	25,000,000.00	25,000,000.00	0.00	25,000,000.00	68,000.00	0.00	
07/03/17	07/03/17	TORONTO DOMINION BANK NY CERT DEPOS DTD 05/02/2017 0.960% 07/03/2017	89113WO74	50,000,000.00	50,000,000.00	82,666.67	50,082,666.67	0.00	0.00	
07/03/17	07/03/17	BANK OF NOVA SCOTIA HOUSTON FLOATING CD DTD 01/05/2017 1.456% 07/03/2017	06417GSV1	50,000,000.00	50,000,000.00	0.00	50,000,000.00	0.00	0.00	
07/03/17	07/03/17	TOYOTA MOTOR CREDIT CORP COMM PAPER -- 0.000% 07/03/2017	89233GU38	25,000,000.00	25,000,000.00	0.00	25,000,000.00	64,375.00	0.00	
07/03/17	07/03/17	SWEDBANK NY CERT DEPOS DTD 01/27/2017 1.130% 07/03/2017	87019UWH8	75,000,000.00	75,000,000.00	369,604.17	75,369,604.17	0.00	0.00	
07/03/17	07/03/17	BANK OF MONTREAL CHICAGO CERT DEPOS DTD 04/07/2017 1.100% 07/03/2017	06427KVS3	50,000,000.00	50,000,000.00	132,916.67	50,132,916.67	0.00	0.00	
07/03/17	07/03/17	BANK OF MONTREAL CHICAGO CERT DEPOS DTD 04/04/2017 1.080% 07/03/2017	06427KVK0	50,000,000.00	50,000,000.00	135,000.00	50,135,000.00	0.00	0.00	
07/03/17	07/03/17	CBA AUSTRALIA NY FLOATING CERT DEPOS DTD 01/05/2017 1.426% 07/03/2017	20271EMA4	50,000,000.00	50,000,000.00	0.00	50,000,000.00	0.00	0.00	
07/03/17	07/03/17	BNP PARIBAS NY BRANCH COMM PAPER -- 0.000% 07/03/2017	09659BU32	100,000,000.00	100,000,000.00	0.00	100,000,000.00	8,666.67	0.00	
07/05/17	07/05/17	NATIXIS US BRANCH COMM PAPER -- 0.000% 07/05/2017	63873JU57	154,000,000.00	154,000,000.00	0.00	154,000,000.00	9,924.44	0.00	
07/05/17	07/05/17	CREDIT AGRICOLE CIB NY COMM PAPER DTD 12/14/2016 0.000% 07/05/2017	22533TU53	154,000,000.00	154,000,000.00	0.00	154,000,000.00	9,924.44	0.00	
07/06/17	07/06/17	CREDIT AGRICOLE CIB NY COMM PAPER -- 0.000% 07/06/2017	22533TU61	215,000,000.00	215,000,000.00	0.00	215,000,000.00	6,927.78	0.00	



Managed Account Security Transactions & Interest

For the Month Ending **July 31, 2017**

SAN BERNARDINO COUNTY - 76990800

Transaction Type		Security Description	CUSIP	Par	Principal Proceeds	Accrued Interest	Total	Realized G/L Cost	Realized G/L Amort Cost	Sale Method
Trade	Settle									
MATURITY										
07/07/17	07/07/17	CREDIT AGRICOLE CIB NY COMM PAPER DTD 01/09/2017 0.000% 07/07/2017	22533TU79	200,000,000.00	200,000,000.00	0.00	200,000,000.00	6,444.44	0.00	
07/07/17	07/07/17	BANK TOKYO-MIT UFJ NY COMM PAPER DTD 10/11/2016 0.000% 07/07/2017	06538BU76	65,000,000.00	65,000,000.00	0.00	65,000,000.00	61,822.22	0.00	
07/07/17	07/07/17	BANK TOKYO-MIT UFJ NY COMM PAPER DTD 10/11/2016 0.000% 07/07/2017	06538BU76	150,000,000.00	150,000,000.00	0.00	150,000,000.00	154,583.33	0.00	
07/07/17	07/07/17	JP MORGAN SECURITIES LLC COMM PAPER DTD 10/12/2016 0.000% 07/07/2017	46640PU76	35,000,000.00	35,000,000.00	0.00	35,000,000.00	34,027.78	0.00	
07/10/17	07/10/17	NATIXIS NY BRANCH COMM PAPER DTD 07/03/2017 0.000% 07/10/2017	63873JUA6	75,000,000.00	75,000,000.00	0.00	75,000,000.00	7,250.00	0.00	
07/10/17	07/10/17	TOYOTA MOTOR CREDIT CORP COMM PAPER DTD 01/11/2017 0.000% 07/10/2017	89233GUA2	50,000,000.00	50,000,000.00	0.00	50,000,000.00	160,472.22	0.00	
07/11/17	07/11/17	NATIXIS US BRANCH COMM PAPER -- 0.000% 07/11/2017	63873JUB4	50,000,000.00	50,000,000.00	0.00	50,000,000.00	1,611.11	0.00	
07/12/17	07/12/17	CREDIT AGRICOLE CIB NY COMM PAPER DTD 07/11/2017 0.000% 07/12/2017	22533TUC8	50,000,000.00	50,000,000.00	0.00	50,000,000.00	1,611.11	0.00	
07/13/17	07/13/17	NATIXIS US BRANCH COMM PAPER -- 0.000% 07/13/2017	63873JUD0	50,000,000.00	50,000,000.00	0.00	50,000,000.00	1,611.11	0.00	
07/14/17	07/14/17	FHLMC NOTES DTD 05/29/2015 0.750% 07/14/2017	3137EADV8	25,000,000.00	25,000,000.00	0.00	25,000,000.00	19,500.00	0.00	
07/14/17	07/14/17	NATIXIS US BRANCH COMM PAPER -- 0.000% 07/14/2017	63873JUE8	30,000,000.00	30,000,000.00	0.00	30,000,000.00	966.67	0.00	
07/17/17	07/17/17	NATIXIS NY BRANCH COMM PAPER DTD 07/10/2017 0.000% 07/17/2017	63873JUH1	25,000,000.00	25,000,000.00	0.00	25,000,000.00	2,416.67	0.00	
07/19/17	07/19/17	IBRD BANK DISC NOTE -- 0.000% 07/19/2017	459053JH8	25,000,000.00	25,000,000.00	0.00	25,000,000.00	28,965.28	0.00	
07/21/17	07/21/17	IBRD BANK DISC NOTE -- 0.000% 07/21/2017	459053JK1	20,000,000.00	20,000,000.00	0.00	20,000,000.00	24,250.00	0.00	
07/25/17	07/25/17	NATIXIS US BRANCH COMM PAPER DTD 07/18/2017 0.000% 07/25/2017	63873JUR9	40,000,000.00	40,000,000.00	0.00	40,000,000.00	1,288.89	0.00	



Managed Account Security Transactions & Interest

For the Month Ending **July 31, 2017**

SAN BERNARDINO COUNTY - 76990800

Transaction Type		Security Description	CUSIP	Par	Principal Proceeds	Accrued Interest	Total	Realized G/L Cost	Realized G/L Amort Cost	Sale Method
Trade	Settle									
MATURITY										
07/25/17	07/25/17	GE CAPITAL TREASURY SERVICES COMM PAPER -- 0.000% 07/25/2017	36164JUR3	35,000,000.00	35,000,000.00	0.00	35,000,000.00	86,800.00	0.00	
07/26/17	07/26/17	GE CAPITAL TREASURY SERVICES COMM PAPER -- 0.000% 07/26/2017	36164JUS1	50,000,000.00	50,000,000.00	0.00	50,000,000.00	125,291.67	0.00	
07/31/17	07/31/17	NATIXIS NY BRANCH COMM PAPER DTD 05/22/2017 0.000% 07/31/2017	63873JUX6	145,000,000.00	145,000,000.00	0.00	145,000,000.00	14,016.67	0.00	
07/31/17	07/31/17	TOYOTA MOTOR CREDIT CORP COMM PAPER -- 0.000% 07/31/2017	89233GUX2	40,000,000.00	40,000,000.00	0.00	40,000,000.00	135,333.33	0.00	
Transaction Type Sub-Total				2,183,000,000.00	2,183,000,000.00	956,437.51	2,183,956,437.51	1,036,080.83	0.00	
Managed Account Sub-Total					230,497,094.72	4,153,943.14	234,651,037.86	1,036,080.83	0.00	
Total Security Transactions					\$230,497,094.72	\$4,153,943.14	\$234,651,037.86	\$1,036,080.83	\$0.00	

Bolded items are forward settling trades.