



Customer Service
PO Box 11813
Harrisburg, PA 17108-1813

ACCOUNT STATEMENT

For the Month Ending
July 31, 2018

SAN BERNARDINO COUNTY

Client Management Team

Kenneth Schiebel, CFA

Managing Director
213 Market Street
Harrisburg, PA 17101-2141
717-232-2723
schiebelk@pfm.com

Danny A. Nelson

Senior Managing Consultant
222 North LaSalle, Suite 910
Chicago, IL 60601
312-523-2434
nelsond@pfm.com

Contents

Cover/Disclosures
Summary Statement
Individual Accounts

Accounts included in Statement

76990800 SAN BERNARDINO COUNTY

SAN BERNARDINO COUNTY
PARTH BHATT
268 WEST HOSPITALITY LANE
FIRST FLOOR
SAN BERNARDINO, CA 92415-0360

Online Access www.pfm.com

Customer Service 1-717-232-2723



Important Disclosures

Important Disclosures

This statement is for general information purposes only and is not intended to provide specific advice or recommendations. PFM Asset Management LLC ("PFM") is an investment advisor registered with the Securities and Exchange Commission, and is required to maintain a written disclosure statement of our background and business experience. If you would like to receive a copy of our current disclosure statement, please contact Service Operations at the address below.

Proxy Voting PFM does not normally receive proxies to vote on behalf of its clients. However, it does on occasion receive consent requests. In the event a consent request is received the portfolio manager contacts the client and then proceeds according to their instructions. PFM's Proxy Voting Policy is available upon request by contacting Service Operations at the address below.

Questions About an Account PFM's monthly statement is intended to detail our investment advisory activity as well as the activity of any accounts held by clients in pools that are managed by PFM. The custodian bank maintains the control of assets and executes (i.e., settles) all investment transactions. The custodian statement is the official record of security and cash holdings and transactions. PFM recognizes that clients may use these reports to facilitate record keeping and that the custodian bank statement and the PFM statement should be reconciled and differences resolved. Many custodians use a settlement date basis which may result in the need to reconcile due to a timing difference.

Account Control PFM does not have the authority to withdraw funds from or deposit funds to the custodian. Our clients retain responsibility for their internal accounting policies; implementing and enforcing internal controls and generating ledger entries or otherwise recording transactions.

Market Value Generally, PFM's market prices are derived from closing bid prices as of the last business day of the month as supplied by ICE Data Services or Bloomberg. Where prices are not available from generally recognized sources the securities are priced using a yield-based matrix system to arrive at an estimated market value. Prices that fall between data points are interpolated. Non-negotiable FDIC-insured bank certificates of deposit are priced at par. Although PFM believes the prices to be reliable, the values of the securities do not always represent the prices at which the securities could have been bought or sold. Explanation of the valuation methods for money market and TERM funds is contained in the appropriate fund information statement.

Amortized Cost The original cost of the principal of the security is adjusted for the amount of the periodic reduction of any discount or premium from the purchase date until the date of the report. Discount or premium with respect to short term securities (those with less than one year to maturity at time of issuance) is amortized on a straightline basis. Such discount or premium with respect to longer term securities is amortized using the constant yield basis.

Tax Reporting Cost data and realized gains / losses are provided for informational purposes only. Please review for accuracy and consult your tax advisor to determine the tax consequences of your security transactions. PFM does not report such information to the IRS or other taxing authorities and is not responsible for the accuracy of such information that may be required to be reported to federal, state or other taxing authorities.

Financial Situation In order to better serve you, PFM should be promptly notified of any material change in your investment objective or financial situation.

Callable Securities Securities subject to redemption prior to maturity may be redeemed in whole or in part before maturity, which could affect the yield represented.

Portfolio The securities in this portfolio, including shares of mutual funds, are not guaranteed or otherwise protected by PFM, the FDIC (except for certain non-negotiable certificates of deposit) or any government agency. Investment in securities involves risks, including the possible loss of the amount invested. Actual settlement values, accrued interest, and amortized cost amounts may vary for securities subject to an adjustable interest rate or subject to principal paydowns. Any changes to the values shown may be reflected within the next monthly statement's beginning values.

Rating Information provided for ratings is based upon a good faith inquiry of selected sources, but its accuracy and completeness cannot be guaranteed. Shares of some money market and TERM funds are marketed through representatives of PFM's wholly owned subsidiary, PFM Fund Distributors, Inc. PFM Fund Distributors, Inc. is registered with the SEC as a broker/dealer and is a member of the Financial Industry Regulatory Authority ("FINRA") and the Municipal Securities Rulemaking Board ("MSRB"). You may reach the FINRA by calling the FINRA Regulator Public Disclosure Hotline at 1-888-289-9999 or at the FINRA Regulation Internet website address www.nasdr.com. A brochure describing the FINRA Regulation Public Disclosure Program is also available from the FINRA upon request.

Key Terms and Definitions

Dividends on money market funds consist of interest earned, plus any discount ratably amortized to the date of maturity, plus all realized gains and losses on the sale of securities prior to maturity, less ratable amortization of any premium and all accrued expenses to the fund. Dividends are accrued daily and may be paid either monthly or quarterly. The monthly earnings on this statement represent the estimated dividend accrued for the month for any program that distributes earnings on a quarterly basis. There is no guarantee that the estimated amount will be paid on the actual distribution date.

Current Yield is the net change, exclusive of capital changes and income other than investment income, in the value of a hypothetical fund account with a balance of one share over the seven-day base period including the statement date, expressed as a percentage of the value of one share (normally \$1.00 per share) at the beginning of the seven-day period. This resulting net change in account value is then annualized by multiplying it by

365 and dividing the result by 7. The yields quoted should not be considered a representation of the yield of the fund in the future, since the yield is not fixed.

Average maturity represents the average maturity of all securities and investments of a portfolio, determined by multiplying the par or principal value of each security or investment by its maturity (days or years), summing the products, and dividing the sum by the total principal value of the portfolio. The stated maturity date of mortgage backed or callable securities are used in this statement. However the actual maturity of these securities could vary depending on the level or prepayments on the underlying mortgages or whether a callable security has or is still able to be called.

Monthly distribution yield represents the net change in the value of one share (normally \$1.00 per share) resulting from all dividends declared during the month by a fund expressed as a percentage of the value of one share at the beginning of the month. This resulting net change is then annualized by multiplying it by 365 and dividing it by the number of calendar days in the month.

YTM at Cost The yield to maturity at cost is the expected rate of return, based on the original cost, the annual interest receipts, maturity value and the time period from purchase date to maturity, stated as a percentage, on an annualized basis.

YTM at Market The yield to maturity at market is the rate of return, based on the current market value, the annual interest receipts, maturity value and the time period remaining until maturity, stated as a percentage, on an annualized basis.

Managed Account A portfolio of investments managed discretely by PFM according to the client's specific investment policy and requirements. The investments are directly owned by the client and held by the client's custodian.

Unsettled Trade A trade which has been executed however the final consummation of the security transaction and payment has not yet taken place.

Please review the detail pages of this statement carefully. If you think your statement is wrong, missing account information, or if you need more information about a transaction, please contact PFM within 60 days of receipt. If you have other concerns or questions regarding your account you should contact a member of your client management team or PFM Service Operations at the address below.

PFM Asset Management LLC
Attn: Service Operations
213 Market Street
Harrisburg, PA 17101



SAN BERNARDINO COUNTY

Consolidated Summary Statement

Account Statement
For the Month Ending July 31, 2018

Portfolio Summary

Portfolio Holdings	Cash Dividends and Income	Closing Market Value
PFM Managed Account	11,499,147.48	6,283,288,849.76
Cash Balance	0.00	173,695,740.84
Total	\$11,499,147.48	\$6,456,984,590.60

Investment Allocation

Investment Type	Closing Market Value	Percent
Bank Note	64,018,130.00	0.99
Certificate of Deposit	1,105,631,256.05	17.12
Commercial Paper	775,934,472.00	12.02
Corporate Note	116,399,363.00	1.80
Federal Agency Bond / Note	1,683,668,998.76	26.09
Federal Agency Discount Note	14,984,299.95	0.23
Federally Insured Cash Account	35,000,000.00	0.54
Joint Powers Authority	200,000,000.00	3.10
Money Market Mutual Fund	2,000,000.00	0.03
NOW Account	225,000,000.00	3.48
Supra-National Agency Bond / Note	686,051,805.00	10.62
U.S. Treasury Bond / Note	1,374,600,525.00	21.29
Cash Balance	173,695,740.84	2.69
Total	\$6,456,984,590.60	100.00%



SAN BERNARDINO COUNTY

Consolidated Summary Statement

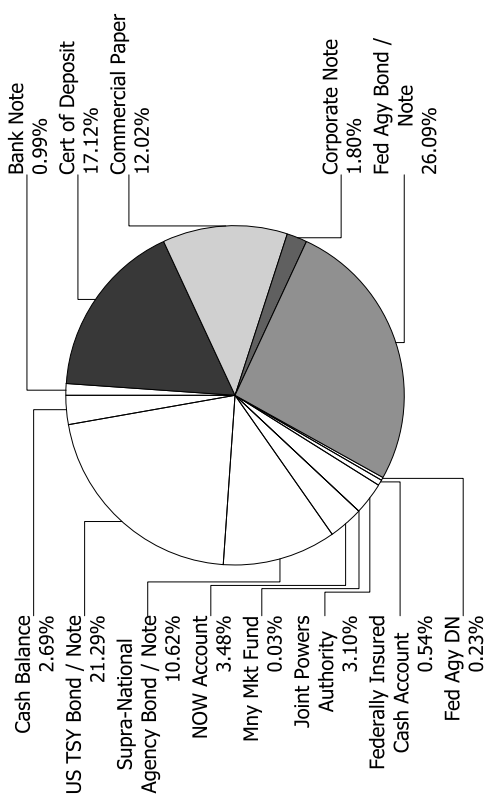
Account Statement
For the Month Ending July 31, 2018

Maturity Distribution (Fixed Income Holdings)

Portfolio Holdings	Closing Market Value	Percent
Under 30 days	1,362,602,757.79	21.11
31 to 60 days	299,742,630.00	4.64
61 to 90 days	371,159,764.00	5.75
91 to 180 days	394,932,458.05	6.12
181 days to 1 year	1,460,824,660.00	22.62
1 to 2 years	1,590,935,241.76	24.64
2 to 3 years	813,167,224.00	12.59
3 to 4 years	139,567,130.00	2.16
4 to 5 years	24,052,725.00	0.37
Over 5 years	0.00	0.00
Total	\$6,456,984,590.60	100.00%

Weighted Average Days to Maturity 364

Sector Allocation





Managed Account Summary Statement

For the Month Ending July 31, 2018

SAN BERNARDINO COUNTY - 76990800

Transaction Summary - Managed Account

Opening Market Value

Maturities/Calls	\$6,982,885,001.16
Principal Dispositions	(2,953,325,000.00)
Principal Acquisitions	(25,000,000.00)
Unsettled Trades	2,229,597,248.60
Change in Current Value	49,903,194.44
	(771,594.44)
Closing Market Value	\$6,283,288,849.76

Cash Transactions Summary - Managed Account

Maturities/Calls	2,953,649,895.83
Sale Proceeds	25,000,000.00
Coupon/Interest/Dividend Income	8,511,214.77
Principal Payments	0.00
Security Purchases	(2,229,597,248.60)
Net Cash Contribution	(757,563,862.00)
Reconciling Transactions	0.00

Earnings Reconciliation (Cash Basis) - Managed Account

Interest/Dividends/Coupons Received	8,836,110.60
Less Purchased Interest Related to Interest/Coupons	0.00
Plus Net Realized Gains/Losses	2,663,036.88
Total Cash Basis Earnings	\$11,499,147.48

Cash Balance

Closing Cash Balance **\$0.00**

Earnings Reconciliation (Accrual Basis)

	Total
Ending Amortized Value of Securities	6,325,606,015.93
Ending Accrued Interest	18,781,194.92
Plus Proceeds from Sales	25,000,000.00
Plus Proceeds of Maturities/Calls/Principal Payments	2,953,649,895.83
Plus Coupons/Dividends Received	8,511,214.77
Less Cost of New Purchases	(2,279,500,443.04)
Less Beginning Amortized Value of Securities	(7,022,640,892.53)
Less Beginning Accrued Interest	(19,222,553.24)
Total Accrual Basis Earnings	\$10,184,432.64



Portfolio Summary and Statistics

For the Month Ending July 31, 2018

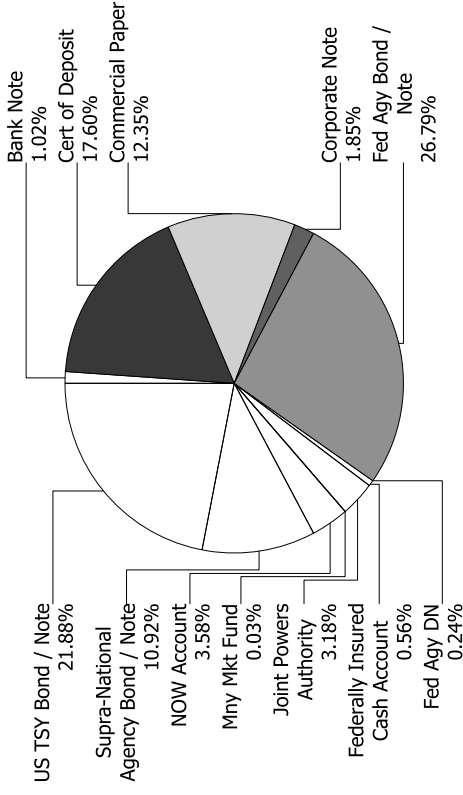
SAN BERNARDINO COUNTY - 76990800

Account Summary

Description	Par Value	Market Value	Percent
U.S. Treasury Bond / Note	1,400,000,000.00	1,374,600,525.00	21.88
Supra-National Agency Bond / Note	695,000,000.00	686,051,805.00	10.92
NOW Account	225,000,000.00	225,000,000.00	3.58
Money Market Mutual Fund	2,000,000.00	2,000,000.00	0.03
Joint Powers Authority	200,000,000.00	200,000,000.00	3.18
Federally Insured Cash Account	35,000,000.00	35,000,000.00	0.56
Federal Agency Discount Note	15,000,000.00	14,984,299.95	0.24
Federal Agency Bond / Note	1,700,347,000.00	1,683,668,998.76	26.79
Corporate Note	117,000,000.00	116,399,363.00	1.85
Commercial Paper	777,000,000.00	775,934,472.00	12.35
Certificate of Deposit	1,105,700,000.00	1,105,631,256.05	17.60
Bank Note	65,000,000.00	64,018,130.00	1.02
Managed Account Sub-Total	6,337,047,000.00	6,283,288,849.76	100.00%
Accrued Interest		18,781,194.92	
Total Portfolio	6,337,047,000.00	6,302,070,044.68	

Unsettled Trades 50,000,000.00 49,899,950.00

Sector Allocation



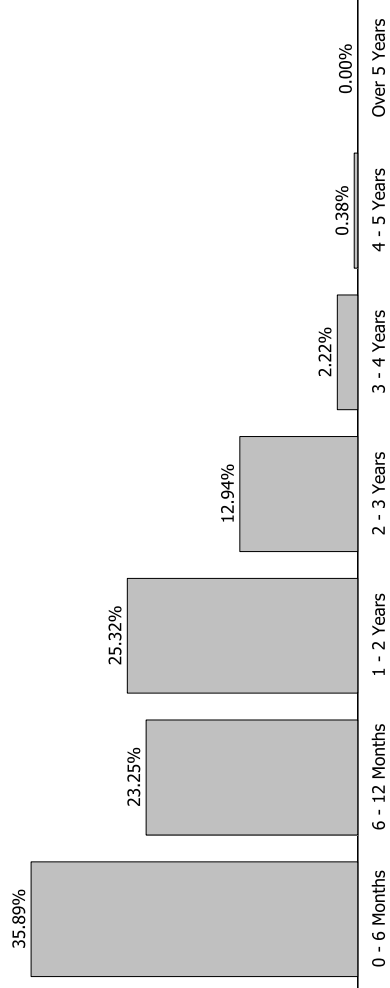


Portfolio Summary and Statistics

For the Month Ending July 31, 2018

SAN BERNARDINO COUNTY - 76990800

Maturity Distribution



Characteristics

Yield to Maturity at Cost	1.86%
Yield to Maturity at Market	2.39%
Duration to Worst	0.99
Weighted Average Days to Maturity	374



Managed Account Issuer Summary

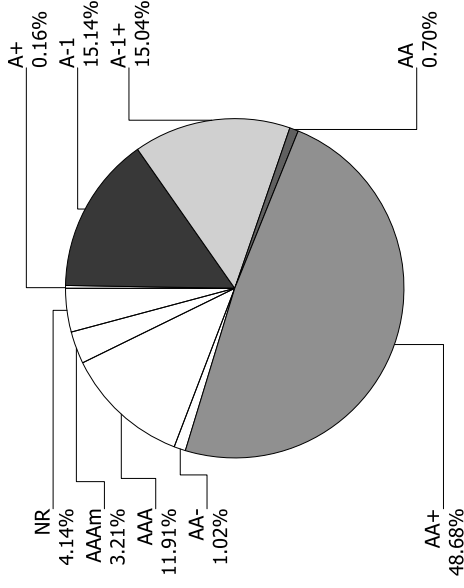
For the Month Ending July 31, 2018

SAN BERNARDINO COUNTY - 76990800

Issuer Summary

Credit Quality (S&P Ratings)

Issuer	Market Value of Holdings	Percent
AMERICAN HONDA FINANCE	49,883,500.00	0.79
BANK OF AMERICA CO	50,020,325.00	0.80
BANK OF MONTREAL	124,911,640.50	1.99
BANK OF NOVA SCOTIA	99,996,270.00	1.59
BANK OF THE WEST	225,000,000.00	3.58
BERKSHIRE HATHAWAY INC	9,995,110.00	0.16
BNP PARIBAS	74,907,325.00	1.19
CAMP	200,000,000.00	3.18
COMMONWEALTH BANK OF AUSTRALIA	159,916,750.50	2.55
CREDIT AGRICOLE SA	211,989,612.00	3.37
DEXIA GROUP	49,820,205.00	0.79
FANNIE MAE	397,043,211.00	6.32
FEDERAL FARM CREDIT BANKS	198,226,894.95	3.15
FEDERAL HOME LOAN BANKS	654,516,730.00	10.42
FEDERATED GOVT OBLIGATIONS FUNDS	1,000,000.00	0.02
FIDELITY TREASURY MF	1,000,000.00	0.02
FREDDIE MAC	448,866,462.76	7.14
INTER-AMERICAN DEVELOPMENT BANK	271,730,950.00	4.32
INTERNATIONAL FINANCE CORPORATION	24,637,900.00	0.39
INTL BANK OF RECONSTRUCTION AND DEV	389,682,955.00	6.20
JOHNSON & JOHNSON	2,945,520.00	0.05
JP MORGAN CHASE & CO	134,776,285.00	2.14
MICROSOFT CORP	59,468,380.00	0.95
MITSUBISHI UFJ FINANCIAL GROUP INC	214,853,095.00	3.42
NORDEA BANK AB	75,043,575.00	1.19
ROYAL BANK OF CANADA	125,051,175.00	1.99
STONECASTLE FICA	35,000,000.00	0.56
SVENSKA HANDELSBANKEN AB	170,733,313.80	2.72
SWEDBANK AB	25,017,627.50	0.40
TORONTO-DOMINION BANK	174,936,578.75	2.78
TOYOTA MOTOR CORP	49,717,000.00	0.79
UNITED STATES TREASURY	1,374,600,525.00	21.89





For the Month Ending July 31, 2018

Managed Account Issuer Summary

SAN BERNARDINO COUNTY - 76990800

Issuer	Market Value of Holdings	Percent
US BANCORP	64,018,130.00	1.02
WAL-MART STORES INC	33,977,803.00	0.54
WESTPAC BANKING CORP	100,004,000.00	1.59
Total	\$6,283,288,849.76	100.00%



Managed Account Detail of Securities Held

For the Month Ending July 31, 2018

SAN BERNARDINO COUNTY - 76990800

Security Type / Description	Dated Date / Coupon / Maturity	CUSIP	S&P Rating	Moody's Rating	Trade Date	Settle Date	Original Cost	YTM at Cost	Accrued Interest	Amortized Cost	Market Value
U.S. Treasury Bond / Note											
US TREASURY NOTES	DTD 02/29/2012 1.375% 02/28/2019	912828SH4	AA+	Aaa	11/18/15	11/19/15	25,046,875.00	1.32	143,851.90	25,008,479.75	24,871,100.00
US TREASURY NOTES	DTD 02/28/2014 1.500% 02/28/2019	912828C24	AA+	Aaa	10/27/16	10/28/16	50,607,421.88	0.97	313,858.70	50,152,264.50	49,781,250.00
US TREASURY NOTES	DTD 03/31/2014 1.625% 03/31/2019	912828C65	AA+	Aaa	11/12/15	11/13/15	25,210,937.50	1.37	136,526.64	25,042,209.75	24,888,675.00
US TREASURY NOTES	DTD 04/15/2016 0.875% 04/15/2019	912828Q52	AA+	Aaa	09/26/17	09/27/17	24,797,851.56	1.40	64,549.18	24,907,544.25	24,748,050.00
UNITED STATES TREASURY NOTES	DTD 05/31/2017 1.250% 05/31/2019	912828XS4	AA+	Aaa	06/14/17	06/15/17	24,977,539.06	1.30	52,937.16	24,990,427.75	24,769,525.00
UNITED STATES TREASURY NOTES	DTD 05/31/2017 1.250% 05/31/2019	912828XS4	AA+	Aaa	09/26/17	09/27/17	24,934,670.31	1.41	52,937.16	24,967,487.25	24,769,525.00
US TREASURY NOTES	DTD 05/31/2012 1.125% 05/31/2019	912828SX9	AA+	Aaa	03/28/17	03/29/17	49,800,781.25	1.31	95,286.89	49,923,299.00	49,480,450.00
US TREASURY NOTES	DTD 06/15/2016 0.875% 06/15/2019	912828R85	AA+	Aaa	12/20/16	12/21/16	24,660,156.25	1.43	28,090.85	24,879,408.00	24,667,000.00
US TREASURY NOTES	DTD 07/02/2012 1.000% 06/30/2019	912828TC4	AA+	Aaa	03/28/17	03/29/17	49,630,859.38	1.33	43,478.26	49,849,451.50	49,361,350.00
US TREASURY NOTES	DTD 06/30/2014 1.625% 06/30/2019	912828WS5	AA+	Aaa	06/29/17	06/30/17	50,244,140.63	1.38	70,652.17	50,112,256.50	49,630,850.00
US TREASURY NOTES	DTD 06/30/2014 1.625% 06/30/2019	912828WS5	AA+	Aaa	07/03/17	07/05/17	50,210,937.50	1.41	70,652.17	50,097,677.50	49,630,850.00
US TREASURY N/B NOTES	DTD 06/30/2017 1.250% 06/30/2019	912828XV7	AA+	Aaa	12/15/17	12/18/17	49,570,312.50	1.82	54,347.83	49,743,176.50	49,464,850.00
US TREASURY NOTES	DTD 09/15/2016 0.875% 09/15/2019	9128282G4	AA+	Aaa	09/20/17	09/21/17	24,721,679.69	1.45	82,625.68	24,841,595.00	24,551,750.00
US TREASURY NOTES	DTD 10/31/2014 1.500% 10/31/2019	912828F62	AA+	Aaa	12/20/16	12/21/16	24,968,750.00	1.54	94,769.02	24,986,267.75	24,681,650.00



Managed Account Detail of Securities Held

For the Month Ending July 31, 2018

SAN BERNARDINO COUNTY - 76990800

Security Type/Description	Dated Date/Coupon/Maturity	CUSIP	S&P Rating	Moody's Rating	Trade Date	Settle Date	Original Cost	YTM at Cost	Accrued Interest	Amortized Cost	Market Value
U.S. Treasury Bond / Note											
US TREASURY NOTES	DTD 10/31/2014 1.500%	912828F62	AA+	Aaa	11/16/17	11/17/17	24,899,414.06	1.71	94,769.02	24,935,447.50	24,681,650.00
US TREASURY NOTES	DTD 11/30/2012 1.000%	912828UB4	AA+	Aaa	11/10/16	11/14/16	24,900,390.63	1.13	42,349.73	24,956,055.50	24,490,225.00
US TREASURY N/B	DTD 12/15/2016 1.375%	912828U73	AA+	Aaa	09/26/17	09/27/17	24,948,242.19	1.47	44,142.76	24,967,869.00	24,597,650.00
US TREASURY N/B NOTES	DTD 01/17/2017 1.375%	912828V31	AA+	Aaa	01/12/18	01/16/18	49,376,953.13	2.01	31,759.51	49,544,089.00	49,138,650.00
US TREASURY NOTES	DTD 02/15/2017 1.375%	912828W22	AA+	Aaa	01/12/18	01/16/18	49,337,890.63	2.03	317,161.60	49,508,126.50	49,068,350.00
US TREASURY NOTES	DTD 03/02/2015 1.375%	912828J50	AA+	Aaa	02/01/17	02/02/17	24,858,398.44	1.56	143,851.90	24,926,305.50	24,522,450.00
US TREASURY NOTES	DTD 04/30/2015 1.375%	912828K58	AA+	Aaa	01/06/17	01/09/17	49,675,781.25	1.58	173,743.21	49,826,799.50	48,917,950.00
US TREASURY NOTES	DTD 04/30/2013 1.125%	912828VA5	AA+	Aaa	01/31/18	02/01/18	48,820,312.50	2.21	142,153.53	49,076,747.00	48,709,000.00
US TREASURY NOTES	DTD 05/31/2013 1.375%	912828VF4	AA+	Aaa	03/28/18	03/29/18	49,009,765.63	2.31	116,461.75	49,163,225.50	48,853,500.00
US TREASURY NOTES	DTD 06/01/2015 1.500%	912828XE5	AA+	Aaa	04/25/18	04/26/18	48,966,796.88	2.52	127,049.18	49,095,369.50	48,968,750.00
US TREASURY NOTES	DTD 07/01/2013 1.875%	912828VJ6	AA+	Aaa	03/28/18	03/29/18	49,511,718.75	2.32	81,521.74	49,585,144.50	49,269,550.00
US TREASURY NOTES	DTD 07/01/2013 1.875%	912828VJ6	AA+	Aaa	04/25/18	04/26/18	49,298,828.13	2.54	81,521.74	49,383,254.50	49,269,550.00
US TREASURY NOTES	DTD 07/31/2013 2.000%	912828VP2	AA+	Aaa	04/25/18	04/26/18	49,404,296.88	2.54	2,717.39	49,473,687.50	49,343,750.00
US TREASURY NOTES	DTD 08/16/2010 2.625%	912828NT3	AA+	Aaa	12/20/16	12/21/16	25,721,679.69	1.80	302,745.17	25,408,822.75	24,973,625.00



Managed Account Detail of Securities Held

For the Month Ending July 31, 2018

SAN BERNARDINO COUNTY - 76990800

Security Type/Description	Dated Date/Coupon/Maturity	CUSIP	S&P Rating	Moody's Rating	Trade Date	Settle Date	Original Cost	YTM at Cost	Accrued Interest	Amortized Cost	Market Value
U.S. Treasury Bond / Note											
US TREASURY NOTES	DTD 10/31/2013 1.750% 10/31/2020	912828WVC0	AA+	Aaa	10/25/17	10/26/17	49,996,093.75	1.75	221,127.72	49,997,106.50	48,953,100.00
US TREASURY NOTES	DTD 11/30/2015 1.625% 11/30/2020	912828M98	AA+	Aaa	12/20/16	12/21/16	24,755,859.38	1.88	68,818.31	24,853,585.50	24,380,850.00
US TREASURY N/B	DTD 02/29/2016 1.125% 02/28/2021	912828P87	AA+	Aaa	11/29/17	11/30/17	24,374,023.44	1.92	117,697.01	24,499,605.75	23,996,100.00
US TREASURY NOTES	DTD 05/31/2016 1.375% 05/31/2021	912828R77	AA+	Aaa	12/20/16	12/21/16	24,334,960.94	2.00	58,230.87	24,569,602.00	24,057,625.00
US TREASURY NOTES	DTD 06/02/2014 2.000% 05/31/2021	912828WN6	AA+	Aaa	12/02/16	12/05/16	50,447,265.63	1.79	169,398.91	50,286,342.00	48,972,650.00
US TREASURY N/B	DTD 09/30/2016 1.125% 09/30/2021	912828T34	AA+	Aaa	11/29/17	11/30/17	24,198,242.19	2.00	94,518.44	24,333,970.25	23,751,950.00
US TREASURY NOTES	DTD 12/01/2014 1.875% 11/30/2021	912828G53	AA+	Aaa	12/20/16	12/21/16	24,734,375.00	2.10	79,405.74	24,818,114.75	24,276,375.00
US TREASURY NOTES	DTD 02/02/2015 1.500% 01/31/2022	912828H86	AA+	Aaa	02/15/17	02/16/17	48,779,296.88	2.02	2,038.04	49,126,129.50	47,843,750.00
US TREASURY N/B NOTES	DTD 02/28/2017 1.875% 02/28/2022	912828W55	AA+	Aaa	11/29/17	11/30/17	24,823,242.19	2.05	196,161.68	24,850,260.00	24,213,875.00
US TREASURY N/B NOTES	DTD 11/02/2015 1.875% 10/31/2022	912828M49	AA+	Aaa	11/29/17	11/30/17	24,739,257.81	2.10	118,461.28	24,773,402.75	24,052,725.00
Security Type Sub-Total							1,389,295,998.51	1.80	4,132,369.84	1,391,460,607.75	1,374,600,525.00
Supra-National Agency Bond / Note											
INTER-AMERICAN DEVELOPMENT BANK	DTD 08/24/2011 1.750% 08/24/2018	4581X0BR8	AAA	Aaa	05/31/16	06/03/16	25,370,589.25	1.07	190,798.61	25,010,743.75	24,991,700.00
INTL BANK OF RECONSTRUCTION AND DEV	NT	459058ERO	AAA	Aaa	09/30/15	10/07/15	49,915,000.00	1.06	161,111.11	49,994,886.50	49,892,050.00
DTD 10/07/2015 1.000% 10/05/2018											



Managed Account Detail of Securities Held

For the Month Ending July 31, 2018

SAN BERNARDINO COUNTY - 76990800

Security Type/Description Dated Date/Coupon/Maturity	CUSIP	Par	S&P Rating	Moody's Rating	Trade Date	Settle Date	Original Cost	YTM at Cost	Accrued Interest	Amortized Cost	Market Value	
Supra-National Agency Bond / Note												
INTL BK OF REC & DEV NOTE (EX-CALLABLE) DTD 04/26/2016 1.250% 04/26/2019	459058FC2	25,000,000.00	AAA	Aaa	04/21/16	04/26/16	24,947,500.00	1.32	82,465.28	24,986,932.50	24,775,950.00	
INTER-AMERICAN DEVELOPMENT BANK DTD 04/12/2016 1.000% 05/13/2019	458182DX7	25,000,000.00	AAA	Aaa	05/24/16	05/27/16	24,842,875.00	1.22	54,166.67	24,957,910.75	24,691,100.00	
INTER-AMERICAN DEVELOPMENT BANK DTD 04/12/2016 1.000% 05/13/2019	458182DX7	100,000,000.00	AAA	Aaa	04/05/16	04/12/16	99,700,000.00	1.10	216,666.67	99,922,872.00	98,764,400.00	
INTL BANK OF RECON AND DEV DTD 01/25/2016 1.430% 07/25/2019	45905UUV4	50,000,000.00	AAA	Aaa	01/13/16	01/25/16	50,000,000.00	1.43	11,916.67	50,000,000.00	49,347,250.00	
INTL BANK OF RECON AND DEV GLOBAL NOTES DTD 01/28/2016 1.250% 07/26/2019	459058EV1	25,000,000.00	AAA	Aaa	01/21/16	01/28/16	24,879,250.00	1.39	4,340.28	24,965,330.00	24,690,300.00	
INTL BANK OF RECON AND DEV SN NOTE DTD 07/13/2016 0.875% 08/15/2019	459058FK4	50,000,000.00	AAA	Aaa	07/08/16	07/13/16	49,907,500.00	0.94	201,736.11	49,968,568.50	49,124,500.00	
INTER-AMERICAN DEVELOPMENT BANK DTD 10/15/2015 1.250% 10/15/2019	4581XOCR7	25,000,000.00	AAA	Aaa	12/02/15	12/07/15	24,651,000.00	1.62	92,013.89	24,888,612.00	24,578,575.00	
INTER-AMERICAN DEVELOPMENT BANK DTD 10/15/2015 1.250% 10/15/2019	4581XOCR7	25,000,000.00	AAA	Aaa	03/16/16	03/21/16	24,746,000.00	1.54	92,013.89	24,912,640.50	24,578,575.00	
INTL BANK OF RECON AND DEV GLOBAL NOTES DTD 10/27/2016 1.125% 11/27/2019	459058FS7	50,000,000.00	AAA	Aaa	10/20/16	10/27/16	49,894,500.00	1.20	100,000.00	49,954,245.00	49,011,500.00	
INTL BANK OF RECON AND DEV GLOBAL NOTES DTD 03/30/2016 1.375% 03/30/2020	459058FA6	25,000,000.00	AAA	Aaa	03/23/16	03/30/16	24,923,500.00	1.45	115,538.19	24,967,646.50	24,449,575.00	
INTL BK RECON & DEVELOP NOTES DTD 03/21/2017 1.875% 04/21/2020	459058FZ1	25,000,000.00	AAA	Aaa	03/14/17	03/21/17	24,978,250.00	1.90	130,208.33	24,987,612.00	24,635,750.00	
INTER-AMERICAN DEVEL BK NOTE DTD 04/12/2017 1.625% 05/12/2020	4581XOCX4	25,000,000.00	AAA	Aaa	04/05/17	04/12/17	24,940,750.00	1.70	89,149.31	24,965,347.00	24,540,250.00	



Managed Account Detail of Securities Held

For the Month Ending July 31, 2018

SAN BERNARDINO COUNTY - 76990800

Security Type/Description Dated Date/Coupon/Maturity	CUSIP	S&P Rating	Moody's Rating	Trade Date	Settle Date	Original Cost	YTM at Cost	Accrued Interest	Amortized Cost	Market Value
Supra-National Agency Bond / Note										
INTL BANK OF RECON AND DEV GLOBAL NOTES DTD 08/29/2017 1.625% 09/04/2020	459058GA5	AAA	Aaa	08/22/17	08/29/17	24,994,750.00	1.63	165,885.42	24,996,314.25	24,418,750.00
INTERNATIONAL FINANCE CORPORATION NOTE DTD 01/25/2018 2.250% 01/25/2021	45950KCM0	AAA	Aaa	01/18/18	01/25/18	24,926,500.00	2.35	9,375.00	24,938,796.00	24,637,900.00
INTER-AMERICAN DEVELOPMENT BANK NOTE DTD 04/19/2018 2.625% 04/19/2021	4581X0DB1	AAA	Aaa	04/12/18	04/19/18	49,890,000.00	2.70	371,875.00	49,900,043.50	49,586,350.00
INTL BANK OF RECONSTRUCTION AND DEV NOTE DTD 07/25/2018 2.750% 07/23/2021	459058GH0	AAA	Aaa	07/18/18	07/25/18	49,883,000.00	2.83	22,916.67	49,883,627.00	49,856,150.00
INTL BANK OF RECON AND DEV GLOBAL NOTES DTD 12/13/2017 2.125% 12/13/2021	459058GF4	AAA	Aaa	12/12/17	12/13/17	19,955,000.00	2.18	56,666.67	19,961,872.80	19,481,180.00
Security Type Sub-Total						693,345,964.25	1.57	2,168,843.77	694,164,000.55	686,051,805.00
NOW Account										
BANK OF THE WEST MONEY MARKET FUND	BKOFWEST7	NR	NR	12/11/17	12/11/17	2,000.00	2.09	0.00	2,000.00	2,000.00
BANK OF THE WEST MONEY MARKET FUND	BKOFWEST7	NR	NR	11/21/16	11/21/16	14,998,000.00	2.09	0.00	14,998,000.00	14,998,000.00
BANK OF THE WEST MONEY MARKET FUND	BKOFWEST7	NR	NR	09/22/17	09/22/17	20,000,000.00	2.09	0.00	20,000,000.00	20,000,000.00
BANK OF THE WEST MONEY MARKET FUND	BKOFWEST7	NR	NR	07/24/18	07/24/18	25,000,000.00	2.09	0.00	25,000,000.00	25,000,000.00
BANK OF THE WEST MONEY MARKET FUND	BKOFWEST7	NR	NR	12/08/16	12/08/16	35,000,000.00	2.09	0.00	35,000,000.00	35,000,000.00
BANK OF THE WEST MONEY MARKET FUND	BKOFWEST7	NR	NR	11/28/16	11/28/16	50,000,000.00	2.09	0.00	50,000,000.00	50,000,000.00
BANK OF THE WEST MONEY MARKET FUND	BKOFWEST7	NR	NR	05/30/17	05/30/17	80,000,000.00	2.09	0.00	80,000,000.00	80,000,000.00
Security Type Sub-Total						225,000,000.00	2.09	0.00	225,000,000.00	225,000,000.00
Money Market Mutual Fund										



Managed Account Detail of Securities Held

For the Month Ending July 31, 2018

SAN BERNARDINO COUNTY - 76990800

Security Type/Description	Dated Date/Coupon/Maturity	CUSIP	S&P Rating	Moody's Rating	Trade Date	Settle Date	Original Cost	YTM at Cost	Accrued Interest	Amortized Cost	Market Value
Money Market Mutual Fund											
FIDELITY GOV'T MM FUND 2642		31607A703	AAA	Aaa	10/27/16	10/27/16	1,000,000.00	1.80	0.00	1,000,000.00	1,000,000.00
FEDERATED GOVT OBLIGATIONS FUND		608919718	AAA	Aaa	04/03/18	04/03/18	1,000,000.00	1.77	0.00	1,000,000.00	1,000,000.00
Security Type Sub-Total							2,000,000.00	1.79	0.00	2,000,000.00	2,000,000.00
Joint Powers Authority											
CALIFORNIA ASSET MANAGEMENT PROGRAM		CAMPMF025	AAA	NR	07/27/18	07/27/18	13,000,000.00	2.09	0.00	13,000,000.00	13,000,000.00
CALIFORNIA ASSET MANAGEMENT PROGRAM		CAMPMF025	AAA	NR	12/08/15	12/08/15	18,000,000.00	2.09	0.00	18,000,000.00	18,000,000.00
CALIFORNIA ASSET MANAGEMENT PROGRAM		CAMPMF025	AAA	NR	08/12/15	08/12/15	24,000,000.00	2.09	0.00	24,000,000.00	24,000,000.00
CALIFORNIA ASSET MANAGEMENT PROGRAM		CAMPMF025	AAA	NR	09/22/17	09/22/17	45,000,000.00	2.09	0.00	45,000,000.00	45,000,000.00
CALIFORNIA ASSET MANAGEMENT PROGRAM		CAMPMF025	AAA	NR	08/05/15	08/05/15	50,000,000.00	2.09	0.00	50,000,000.00	50,000,000.00
CALIFORNIA ASSET MANAGEMENT PROGRAM		CAMPMF025	AAA	NR	04/27/16	04/27/16	50,000,000.00	2.09	0.00	50,000,000.00	50,000,000.00
Security Type Sub-Total							200,000,000.00	2.09	0.00	200,000,000.00	200,000,000.00
Federally Insured Cash Account											
STONECASTLE FICA		FICAMF003	NR	NR	07/27/18	07/27/18	10,000,000.00	0.95	0.00	10,000,000.00	10,000,000.00
STONECASTLE FICA		FICAMF003	NR	NR	08/20/14	08/20/14	25,000,000.00	0.95	0.00	25,000,000.00	25,000,000.00
Security Type Sub-Total							35,000,000.00	0.95	0.00	35,000,000.00	35,000,000.00
Federal Agency Discount Note											
FEDERAL FARM CREDIT BANKS DISC NOTE		313313C63	A-1+	P-1	11/22/17	11/27/17	14,829,316.67	1.56	0.00	14,987,808.30	14,984,299.95
--							0.000% 08/20/2018				



Managed Account Detail of Securities Held

For the Month Ending July 31, 2018

SAN BERNARDINO COUNTY - 76990800												
Security Type/Description	Dated Date/Coupon/Maturity	CUSIP	S&P Rating	Moody's Rating	Trade Date	Settle Date	Original Cost	YTM at Cost	Accrued Interest	Amortized Cost	Market Value	
Security Type Sub-Total		15,000,000.00		14,829,316.67		1.56		0.00		14,987,808.30		14,984,299.95
Federal Agency Bond / Note												
FHLB NOTES	3130A8PK3	25,000,000.00	AA+	Aaa	07/07/16	07/08/16	24,948,000.00	0.73	75,520.83	24,999,581.00	24,993,850.00	
DTD 07/08/2016 0.625% 08/07/2018												
FHLB NOTES	3130A6AE7	25,000,000.00	AA+	Aaa	10/05/16	10/07/16	25,072,000.00	0.97	107,031.25	25,004,475.25	24,971,950.00	
DTD 08/07/2015 1.125% 09/14/2018												
FHLMC REFERENCE NOTES	3137EAED7	50,000,000.00	AA+	Aaa	09/15/16	09/16/16	49,978,500.00	0.90	132,465.28	49,997,933.50	49,886,050.00	
DTD 09/16/2016 0.875% 10/12/2018												
FNMA BENCHMARK NOTE	3135G0E58	12,000,000.00	AA+	Aaa	09/09/15	09/10/15	11,972,640.00	1.20	38,250.00	11,998,060.92	11,974,356.00	
DTD 09/01/2015 1.125% 10/19/2018												
FNMA BENCHMARK NOTE	3135G0E58	25,000,000.00	AA+	Aaa	09/09/15	09/10/15	24,943,250.00	1.20	79,687.50	24,995,977.75	24,946,575.00	
DTD 09/01/2015 1.125% 10/19/2018												
FHLMC NOTES (EX-CALLABLE)	3134G8YU7	50,000,000.00	AA+	Aaa	04/19/16	04/26/16	49,965,000.00	1.08	138,541.67	49,996,659.00	49,887,150.00	
DTD 04/26/2016 1.050% 10/26/2018												
FHLB NOTES	3130AAE46	50,000,000.00	AA+	Aaa	12/07/16	12/08/16	49,998,000.00	1.25	26,041.67	49,999,524.50	49,784,800.00	
DTD 12/08/2016 1.250% 01/16/2019												
FNMA BENCHMARK NOTE	3135G0J53	25,000,000.00	AA+	Aaa	02/18/16	02/23/16	24,941,000.00	1.08	107,638.89	24,988,687.00	24,810,850.00	
DTD 02/23/2016 1.000% 02/26/2019												
FHLMC NOTES (EX-CALLABLE)	3134GA6H2	25,000,000.00	AA+	Aaa	02/16/17	02/28/17	25,000,000.00	1.38	146,093.75	25,000,000.00	24,871,975.00	
DTD 02/28/2017 1.375% 02/28/2019												
FEDERAL HOME LOAN BANK NOTES	3133782M2	25,000,000.00	AA+	Aaa	03/01/17	03/02/17	25,051,750.00	1.40	148,958.33	25,015,619.25	24,885,500.00	
DTD 02/06/2012 1.500% 03/08/2019												
FEDERAL HOME LOAN BANK NOTES	3133782M2	25,000,000.00	AA+	Aaa	03/29/17	03/30/17	25,052,500.00	1.39	148,958.33	25,016,487.00	24,885,500.00	
DTD 02/06/2012 1.500% 03/08/2019												
FHLB NOTES	3130AAXX1	75,000,000.00	AA+	Aaa	03/09/17	03/10/17	74,826,000.00	1.49	380,989.58	74,945,187.75	74,570,775.00	
DTD 03/10/2017 1.375% 03/18/2019												
FREDDIE MAC NOTES	3137EADZ9	25,000,000.00	AA+	Aaa	03/17/16	03/21/16	24,991,750.00	1.14	82,812.50	24,998,066.75	24,785,100.00	
DTD 03/21/2016 1.125% 04/15/2019												
FFCB BONDS	3133EHFK4	25,000,000.00	AA+	Aaa	04/06/17	04/17/17	24,978,250.00	1.36	95,333.33	24,992,203.25	24,814,100.00	
DTD 04/17/2017 1.320% 04/17/2019												



Managed Account Detail of Securities Held

For the Month Ending July 31, 2018

SAN BERNARDINO COUNTY - 76990800

Security Type/Description	Dated Date/Coupon/Maturity	CUSIP	S&P Rating	Moody's Rating	Trade Date	Settle Date	Original Cost	YTM at Cost	Accrued Interest	Amortized Cost	Market Value	
Federal Agency Bond / Note												
FEDERAL HOME LOAN BANK AGENCY NOTES	05/12/2017 1.375% 05/28/2019	3130ABF92	AA+	Aaa	05/11/17	05/12/17	44,914,950.00	1.47	108,281.25	44,965,353.15	44,625,285.00	
FHLB GLOBAL NOTE	06/03/2016 1.125% 06/21/2019	3130A8DB6	AA+	Aaa	06/02/16	06/03/16	49,979,000.00	1.14	62,500.00	49,993,785.00	49,428,250.00	
FFCB BONDS	07/24/2017 1.400% 07/24/2019	3133EHSC8	AA+	Aaa	07/17/17	07/24/17	24,981,750.00	1.44	6,805.56	24,990,987.75	24,742,625.00	
FREDDIE MAC GLOBAL NOTES	07/30/2012 1.250% 08/01/2019	3137EADK2	AA+	Aaa	08/07/15	08/10/15	23,123,989.46	1.50	145,918.75	23,289,651.60	23,069,847.76	
FREDDIE MAC NOTES	07/19/2017 1.375% 08/15/2019	3137EAEH8	AA+	Aaa	09/26/17	09/27/17	9,978,400.00	1.49	63,402.78	9,988,037.10	9,887,090.00	
FREDDIE MAC NOTES	07/19/2017 1.375% 08/15/2019	3137EAEH8	AA+	Aaa	07/18/17	07/19/17	74,889,750.00	1.45	475,520.83	74,944,206.75	74,153,175.00	
FNMA NOTES	09/02/2016 1.000% 08/28/2019	3135G0P49	AA+	Aaa	08/31/16	09/02/16	49,922,000.00	1.05	212,500.00	49,971,663.00	49,216,200.00	
FREDDIE MAC GLOBAL NOTES	10/02/2012 1.250% 10/02/2019	3137EADM8	AA+	Aaa	09/26/17	09/27/17	9,949,000.00	1.51	41,319.44	9,970,211.50	9,851,950.00	
FEDERAL HOME LOAN BANK NOTES	10/13/2017 1.500% 10/21/2019	3130ACM92	AA+	Aaa	10/12/17	10/13/17	49,911,500.00	1.59	208,333.33	49,946,155.50	49,355,800.00	
FANNIE MAE GLOBAL NOTES	10/25/2016 1.000% 10/24/2019	3135GOR39	AA+	Aaa	10/21/16	10/25/16	24,933,000.00	1.09	67,361.11	24,972,234.25	24,517,725.00	
FHLB NOTES	11/17/2016 1.375% 11/15/2019	3130AA3R7	AA+	Aaa	11/16/16	11/17/16	34,991,950.00	1.38	101,597.22	34,996,491.60	34,466,950.00	
FEDERAL FARM CREDIT BANKS FLOATING NOTE	03/19/2018 2.022% 11/19/2019	3133EJGR4	AA+	Aaa	03/09/18	03/19/18	10,000,000.00	1.72	7,300.76	10,000,000.00	10,001,370.00	
FFCB NOTES	12/12/2017 1.875% 12/12/2019	3133EH2S1	AA+	Aaa	12/05/17	12/12/17	49,950,685.50	1.93	127,604.17	49,966,177.50	49,533,050.00	
FHLB NOTES	12/30/2013 2.375% 12/13/2019	3130A0JR2	AA+	Aaa	11/16/17	11/17/17	25,295,700.00	1.79	79,166.67	25,196,290.00	24,917,950.00	



Managed Account Detail of Securities Held

For the Month Ending July 31, 2018

SAN BERNARDINO COUNTY - 76990800

Security Type/Description	Dated Date/Coupon/Maturity	CUSIP	S&P Rating	Moody's Rating	Trade Date	Settle Date	Original Cost	YTM at Cost	Accrued Interest	Amortized Cost	Market Value	
Federal Agency Bond / Note												
FREDDIE MAC NOTES	DTD 01/17/2017 1.500% 01/17/2020	3137EAEES	AA+	Aaa	01/12/17	01/17/17	24,973,000.00	1.54	14,583.33	24,986,696.25	24,613,650.00	
FNMA NOTES	DTD 01/12/2015 1.625% 01/21/2020	3135G0A78	AA+	Aaa	12/02/15	12/03/15	25,004,100.00	1.62	11,284.72	25,001,550.00	24,639,775.00	
FHLB NOTES	DTD 02/09/2018 2.125% 02/11/2020	3130ADN32	AA+	Aaa	02/08/18	02/09/18	74,862,750.00	2.22	761,458.33	74,894,942.25	74,391,150.00	
FNMA NOTES	DTD 02/28/2017 1.500% 02/28/2020	3135G0T29	AA+	Aaa	02/24/17	02/28/17	39,974,400.00	1.52	255,000.00	39,986,416.80	39,286,280.00	
FEDERAL HOME LOAN BANKS NOTES	DTD 03/16/2018 2.375% 03/30/2020	3130ADUJ9	AA+	Aaa	03/15/18	03/16/18	29,994,600.00	2.38	267,187.50	29,995,665.90	29,847,840.00	
FHLMC AGENCY NOTES	DTD 04/20/2017 1.375% 04/20/2020	3137EAEF2	AA+	Aaa	04/19/17	04/20/17	24,914,500.00	1.49	96,440.97	24,950,543.00	24,453,900.00	
FHLMC NOTES	DTD 04/19/2018 2.500% 04/23/2020	3137EAE M7	AA+	Aaa	04/18/18	04/19/18	34,992,300.00	2.51	247,916.67	34,993,390.25	34,902,175.00	
FFCB BONDS	DTD 05/08/2017 1.550% 05/08/2020	3133EHJA2	AA+	Aaa	05/02/17	05/08/17	24,986,275.00	1.57	89,340.28	24,991,829.25	24,519,850.00	
FEDERAL HOME LOAN BANKS NOTES	DTD 05/21/2018 2.625% 05/28/2020	3130AECJ7	AA+	Aaa	05/18/18	05/21/18	49,982,000.00	2.64	255,208.33	49,983,747.50	49,945,350.00	
FNMA NOTES	DTD 08/01/2017 1.500% 07/30/2020	3135G0T60	AA+	Aaa	07/28/17	08/01/17	74,772,750.00	1.60	3,125.00	74,847,356.25	73,256,700.00	
FHLB NOTES	DTD 03/14/2018 2.400% 09/14/2020	3130ADT93	AA+	Aaa	03/08/18	03/14/18	9,993,783.00	2.43	91,333.33	9,994,706.70	9,935,080.00	
FHLB NOTES	DTD 09/08/2017 1.375% 09/28/2020	3130ACE26	AA+	Aaa	09/07/17	09/08/17	39,871,600.00	1.48	187,916.67	39,908,649.20	38,865,400.00	
FHLMC NOTES	DTD 11/15/2017 1.875% 11/17/2020	3137EAEK1	AA+	Aaa	11/14/17	11/15/17	49,952,000.00	1.91	192,708.33	49,963,101.00	49,023,650.00	
FHLB CALLABLE NOTES	DTD 01/29/2018 2.250% 01/29/2021	3130AD FV9	AA+	Aaa	01/17/18	01/29/18	25,000,000.00	2.25	3,125.00	25,000,000.00	24,645,300.00	



Managed Account Detail of Securities Held

For the Month Ending July 31, 2018

SAN BERNARDINO COUNTY - 76990800

Security Type/Description	Dated Date/Coupon/Maturity	CUSIP	S&P Rating	Moody's Rating	Trade Date	Settle Date	Original Cost	YTM at Cost	Accrued Interest	Amortized Cost	Market Value
Federal Agency Bond / Note											
FREDDIE MAC NOTES	DTD 02/16/2018 2.375% 02/16/2021	3137EAEL9	AA+	Aaa	02/15/18	02/16/18	49,868,000.00	2.47	544,270.83	49,887,553.50	49,480,750.00
FEDERAL FARM CREDIT BANKS NOTES	DTD 04/05/2018 2.540% 04/05/2021	3133EJJD2	AA+	Aaa	04/03/18	04/05/18	50,012,500.00	2.53	409,222.22	50,011,199.50	49,631,600.00
FANNIE MAE NOTES	DTD 04/13/2018 2.500% 04/13/2021	3135GOU27	AA+	Aaa	04/12/18	04/13/18	49,925,500.00	2.55	375,000.00	49,932,716.00	49,568,450.00
FANNIE MAE NOTES	DTD 06/25/2018 2.750% 06/22/2021	3135GOU35	AA+	Aaa	06/22/18	06/25/18	74,982,750.00	2.76	206,250.00	74,983,287.75	74,826,300.00

Security Type Sub-Total **1,700,347,000.00** **1,698,603,122.96** **1.69** **7,427,306.29** **1,699,453,058.72** **1,683,668,998.76**

Corporate Note											
BERKSHIRE HATHAWAY INC GLOBAL NOTES	DTD 08/15/2016 1.150% 08/15/2018	084670BX5	AA	Aa2	08/08/16	08/15/16	9,998,800.00	1.16	53,027.78	9,999,976.50	9,995,110.00
MICROSOFT CORP NOTES	DTD 11/03/2015 1.300% 11/03/2018	594918BF0	AAA	Aaa	10/30/15	11/04/15	1,001,640.00	1.24	3,177.78	1,000,142.02	997,619.00
MICROSOFT CORP NOTES	DTD 11/03/2015 1.300% 11/03/2018	594918BF0	AAA	Aaa	10/30/15	11/04/15	1,001,670.00	1.24	3,177.78	1,000,144.61	997,619.00
MICROSOFT CORP NOTES	DTD 11/03/2015 1.300% 11/03/2018	594918BF0	AAA	Aaa	10/30/15	11/04/15	3,505,425.00	1.25	11,122.22	3,500,469.81	3,491,666.50
MICROSOFT CORP NOTES	DTD 11/03/2015 1.300% 11/03/2018	594918BF0	AAA	Aaa	10/30/15	11/04/15	4,506,750.00	1.25	14,300.00	4,500,584.55	4,489,285.50
MICROSOFT CORP NOTES	DTD 11/03/2015 1.300% 11/03/2018	594918BF0	AAA	Aaa	10/30/15	11/04/15	5,007,050.00	1.25	15,888.89	5,000,610.55	4,988,095.00
MICROSOFT CORP NOTES	DTD 11/03/2015 1.300% 11/03/2018	594918BF0	AAA	Aaa	10/30/15	11/04/15	5,007,750.00	1.25	15,888.89	5,000,671.15	4,988,095.00
MICROSOFT CORP NOTES	DTD 11/03/2015 1.300% 11/03/2018	594918BF0	AAA	Aaa	10/30/15	11/04/15	5,008,500.00	1.24	15,888.89	5,000,736.05	4,988,095.00
MICROSOFT CORP NOTES	DTD 08/08/2016 1.100% 08/08/2019	594918BN3	AAA	Aaa	08/01/16	08/08/16	19,979,400.00	1.14	105,722.22	19,992,921.60	19,716,440.00



Managed Account Detail of Securities Held

For the Month Ending July 31, 2018

SAN BERNARDINO COUNTY - 76990800

Security Type/Description	Dated Date/Coupon/Maturity	CUSIP	S&P Rating	Moody's Rating	Trade Date	Settle Date	Original Cost	YTM at Cost	Accrued Interest	Amortized Cost	Market Value
Corporate Note											
WAL-MART STORES INC CORP NOTE DTD 10/20/2017 1.750% 10/09/2019	931142DY6	7,000,000.00	AA	Aa2	10/11/17	10/20/17	6,999,860.00	1.75	38,111.11	6,999,905.71	6,923,609.00
MICROSOFT CORP NOTES DTD 02/06/2017 1.850% 02/06/2020	594918BV5	15,000,000.00	AAA	Aaa	01/30/17	02/06/17	14,989,950.00	1.87	134,895.83	14,994,858.45	14,811,465.00
JPMORGAN CHASE & CO CALLABLE FLT CORP DTD 02/13/2018 2.605% 02/13/2020	481251RM6	10,000,000.00	A+	Aa3	02/08/18	02/13/18	10,000,000.00	2.10	57,165.28	10,000,000.00	10,012,550.00
WAL-MART STORES INC CORP NOTES DTD 06/27/2018 2.850% 06/23/2020	931142EG4	10,000,000.00	AA	Aa2	06/20/18	06/27/18	9,996,900.00	2.87	26,916.67	9,997,040.90	10,014,720.00
JOHNSON & JOHNSON CORP NOTE DTD 11/10/2017 1.950% 11/10/2020	478160CH5	3,000,000.00	AAA	Aaa	11/08/17	11/10/17	2,996,790.00	1.99	13,162.50	2,997,549.03	2,945,520.00
WAL-MART STORES INC CORP NOTES DTD 06/27/2018 3.125% 06/23/2021	931142EJ8	7,000,000.00	AA	Aa2	06/20/18	06/27/18	6,999,650.00	3.13	20,659.72	6,999,657.70	7,016,254.00
WAL-MART STORES INC CORP NOTES DTD 06/27/2018 3.125% 06/23/2021	931142EJ8	10,000,000.00	AA	Aa2	06/21/18	06/27/18	10,011,800.00	3.08	29,513.89	10,011,437.10	10,023,220.00
Security Type Sub-Total		117,000,000.00					117,011,935.00	1.83	558,619.45	116,996,705.73	116,399,363.00
Commercial Paper											
JP MORGAN SECURITIES LLC COMM PAPER DTD 03/20/2018 0.000% 08/01/2018	466400H12	25,000,000.00	A-1	P-1	03/20/18	03/20/18	24,785,972.22	2.32	0.00	25,000,000.00	24,998,625.00
CREDIT AGRICOLE CIB NY COMM PAPER DTD 02/02/2018 0.000% 08/01/2018	22533UH14	25,000,000.00	A-1	P-1	05/16/18	05/17/18	24,891,277.78	2.07	0.00	25,000,000.00	24,998,775.00
BNP PARIBAS NY BRANCH COMM PAPER DTD 04/02/2018 0.000% 08/01/2018	09659CH19	50,000,000.00	A-1	P-1	04/02/18	04/02/18	49,608,430.56	2.35	0.00	50,000,000.00	49,997,350.00
MUFG BANK LTD/NY COMM PAPER DTD 04/03/2018 0.000% 08/01/2018	62479MH14	60,000,000.00	A-1	P-1	06/27/18	06/27/18	59,876,916.67	2.11	0.00	60,000,000.00	59,996,880.00
CREDIT AGRICOLE CIB NY COMM PAPER DTD 02/02/2018 0.000% 08/01/2018	22533UH14	187,000,000.00	A-1	P-1	07/31/18	07/31/18	186,990,130.56	1.90	0.00	187,000,000.00	186,990,837.00



Managed Account Detail of Securities Held

For the Month Ending July 31, 2018

SAN BERNARDINO COUNTY - 76990800

Security Type/Description	Dated Date/Coupon/Maturity	CUSIP	S&P Rating	Moody's Rating	Trade Date	Settle Date	Original Cost	YTM at Cost	Accrued Interest	Amortized Cost	Market Value
Commercial Paper											
MUFG BANK LTD/NY COMM PAPER	DTD 04/26/2018 0.000% 08/02/2018	62479MH22	A-1	P-1	07/19/18	07/19/18	44,965,525.00	1.97	0.00	44,997,537.60	44,995,320.00
MUFG BANK LTD/NY COMM PAPER	DTD 05/01/2018 0.000% 08/08/2018	62479MH89	A-1	P-1	07/23/18	07/23/18	24,978,111.11	1.97	0.00	24,990,423.50	24,989,400.00
MUFG BANK LTD/NY COMM PAPER	DTD 04/16/2018 0.000% 08/15/2018	62479MHF3	A-1	P-1	07/23/18	07/23/18	34,955,277.78	2.00	0.00	34,972,777.70	34,971,545.00
JP MORGAN SECURITIES LLC COMM PAPER	DTD 12/08/2017 0.000% 09/04/2018	46640QJ44	A-1	P-1	04/05/18	04/05/18	24,751,944.44	2.37	0.00	24,944,514.00	24,950,250.00
MUFG BANK LTD/NY COMM PAPER	DTD 05/03/2018 0.000% 09/04/2018	62479MJ46	A-1	P-1	07/31/18	08/01/18	49,903,194.44	2.05	0.00	49,903,194.44	49,899,950.00
AMERICAN HONDA FINANCE COMM PAPER	DTD 06/07/2018 0.000% 09/10/2018	02665KJA6	A-1	P-1	06/14/18	06/15/18	49,741,416.67	2.15	0.00	49,881,111.00	49,883,500.00
JP MORGAN SECURITIES LLC FLT COMM PAPER	DTD 01/29/2018 2.302% 09/28/2018	46640EGA0	A-1	P-1	01/29/18	01/29/18	25,000,000.00	1.80	3,196.71	25,000,000.00	24,999,210.00
BNP PARIBAS NY BRANCH COMM PAPER	DTD 01/03/2018 0.000% 10/01/2018	09659CK15	A-1	P-1	04/04/18	04/04/18	24,697,500.00	2.45	0.00	24,897,486.00	24,909,975.00
JP MORGAN SECURITIES LLC COMM PAPER	DTD 01/04/2018 0.000% 10/01/2018	46640OK18	A-1	P-1	06/05/18	06/05/18	24,811,527.78	2.32	0.00	24,902,569.50	24,907,825.00
JP MORGAN SECURITIES LLC COMM PAPER	DTD 01/04/2018 0.000% 10/01/2018	46640OK18	A-1	P-1	06/19/18	06/19/18	24,832,444.44	2.34	0.00	24,901,722.25	24,907,825.00
DEXIA CREDIT LOCAL SA NY COMM PAPER	-- 0.000% 10/01/2018	25214PJ61	A-1+	P-1	06/19/18	06/19/18	49,686,555.56	2.18	0.00	49,816,153.00	49,820,205.00
TOYOTA MOTOR CREDIT CORP COMM PAPER	DTD 04/05/2018 0.000% 11/01/2018	89233HL10	A-1+	P-1	06/27/18	06/29/18	49,597,222.22	2.34	0.00	49,703,555.50	49,717,000.00
Security Type Sub-Total							774,073,447.23	2.10	3,196.71	775,911,044.49	775,934,472.00

Certificate of Deposit



Managed Account Detail of Securities Held

For the Month Ending July 31, 2018

SAN BERNARDINO COUNTY - 76990800

Security Type/Description	Dated Date/Coupon/Maturity	CUSIP	S&P Rating	Moody's Rating	Trade Date	Settle Date	Original Cost	YTM at Cost	Accrued Interest	Amortized Cost	Market Value
Certificate of Deposit											
BANK OF NOVA SCOTIA CERT DEPOS	06417GM70	06417GM70	A-1	P-1	03/05/18	03/06/18	25,000,000.00	2.14	219,944.44	25,000,000.00	25,000,145.00
DTD 03/06/2018 2.140% 08/01/2018											
BANK OF MONTREAL CHICAGO CERT DEPOS	06370RAG4	06370RAG4	A-1	P-1	06/07/18	06/08/18	25,000,000.00	2.11	79,125.00	25,000,000.00	25,000,135.00
DTD 06/08/2018 2.110% 08/01/2018											
CBA AUSTRALIA NY FLOATING CERT DEPOS	20271EML0	20271EML0	A-1+	P-1	07/21/17	07/25/17	50,000,000.00	1.38	93,422.08	50,000,000.00	50,000,000.00
DTD 07/25/2017 2.242% 08/01/2018											
SVENSKA HANDELSBANKEN NY CERT DEPOS	86958JZP7	86958JZP7	A-1+	P-1	02/28/18	02/28/18	50,001,059.83	2.12	454,513.89	50,000,000.00	50,000,245.00
DTD 02/28/2018 2.125% 08/01/2018											
TORONTO DOMINION BANK NY FLOATING	89113W5C6	89113W5C6	A-1+	P-1	07/06/17	07/07/17	50,000,000.00	1.42	82,595.14	50,000,000.00	50,002,800.00
CD											
DTD 07/07/2017 2.287% 08/06/2018											
TORONTO DOMINION BANK NY CERT	89113XC69	89113XC69	A-1+	P-1	03/28/18	03/28/18	50,000,000.00	2.31	404,250.00	50,000,000.00	50,024,595.00
DEPOS											
DTD 03/28/2018 2.310% 09/04/2018											
SVENSKA HANDELSBANKEN NY CERT DEPOS	86958JCS6	86958JCS6	A-1+	P-1	04/10/18	04/10/18	50,000,000.00	2.31	362,541.67	50,000,000.00	50,024,925.00
DTD 04/10/2018 2.310% 09/04/2018											
BANK OF NOVA SCOTIA HOUSTON	06417GYW2	06417GYW2	A-1	P-1	09/25/17	09/26/17	25,000,000.00	1.45	9,500.54	25,000,000.00	24,988,250.00
FLOATING CD											
DTD 09/26/2017 2.280% 09/26/2018											
SWEDBANK NY CERT DEPOS	87019VFD4	87019VFD4	A-1+	P-1	04/04/18	04/04/18	25,000,000.00	2.34	193,375.00	25,000,000.00	25,017,627.50
DTD 04/04/2018 2.340% 10/01/2018											
COMMONWEALTH BANK OF AUSTRALIA NY	20271ENR6	20271ENR6	A-1+	P-1	06/19/18	06/20/18	35,000,000.00	2.30	96,152.78	35,000,000.00	35,010,125.50
CD											
DTD 06/19/2018 2.300% 10/24/2018											
ROYAL BANK OF CANADA NY FLOATING	78012UDG7	78012UDG7	A-1+	P-1	04/17/18	04/18/18	25,000,000.00	2.38	49,112.08	25,000,000.00	24,999,750.00
CERT D											
DTD 04/18/2018 2.363% 11/01/2018											
BANK OF AMERICA NA CERT DEPOS	06052TZS2	06052TZS2	A-1	P-1	04/03/18	04/04/18	50,000,000.00	2.44	403,277.78	50,000,000.00	50,020,325.00
DTD 04/04/2018 2.440% 11/01/2018											



Managed Account Detail of Securities Held

For the Month Ending July 31, 2018

SAN BERNARDINO COUNTY - 76990800

Security Type/Description	Dated Date/Coupon/Maturity	CUSIP	S&P Rating	Moody's Rating	Trade Date	Settle Date	Original Cost	YTM at Cost	Accrued Interest	Amortized Cost	Market Value
Certificate of Deposit											
BANK OF MONTREAL CHICAGO CERT DEPOS	06371EZH3	25,000,000.00	A-1	P-1	12/18/17	12/18/17	25,000,000.00	1.99	312,319.44	25,000,000.00	24,961,380.50
DTD 12/18/2017 1.990% 12/18/2018											
CBA AUSTRALIA NY FLOATING CERT DEPOS	20271EMZ9	25,000,000.00	A-1+	P-1	12/18/17	12/19/17	25,000,000.00	1.76	20,960.24	25,000,000.00	24,970,125.00
DTD 12/19/2017 2.322% 12/19/2018											
WESTPAC BANKING CORP NY FLOATING CD	96121T5H7	25,000,000.00	A-1+	P-1	12/20/17	12/21/17	25,000,000.00	1.51	14,443.75	25,000,000.00	24,981,250.00
DTD 12/21/2017 2.311% 12/21/2018											
ROYAL BANK OF CANADA NY FLT CERT	78009N5Z5	25,000,000.00	A-1+	P-1	01/03/18	01/04/18	25,000,000.00	1.81	47,130.04	25,000,000.00	25,006,825.00
DEPOS											
DTD 01/03/2018 2.332% 01/03/2019											
SVENSKA HANDELSBANKEN NY LT CD	86958JH88	20,700,000.00	A-1+	P-1	05/02/18	05/04/18	20,613,805.20	2.46	23,908.50	20,644,368.34	20,632,393.80
DTD 01/12/2017 1.890% 01/10/2019											
NORDEA BK AB (PUBL)/NY CERT DEPOS	65590AYN0	50,000,000.00	A-1+	P-1	06/27/18	06/28/18	50,000,000.00	2.45	115,694.44	50,000,000.00	50,001,450.00
DTD 06/28/2018 2.450% 01/24/2019											
TORONTO DOMINION BANK NY CERT	89113XVCS	25,000,000.00	A-1+	P-1	01/25/18	01/25/18	25,000,000.00	2.15	280,694.44	25,000,000.00	24,916,683.75
DEPOS											
DTD 01/25/2018 2.150% 01/25/2019											
COMMONWEALTH BANK OF AUSTRALIA NY	20271ENES	50,000,000.00	A-1+	P-1	02/22/18	02/27/18	50,000,000.00	1.94	16,367.22	50,000,000.00	49,936,500.00
FLT C											
DTD 02/27/2018 2.357% 02/27/2019											
BMO HARRIS BANK NA FLOATING CERT	05574BJT8	25,000,000.00	A-1	P-1	06/05/18	06/06/18	25,000,000.00	2.36	50,252.71	25,000,000.00	24,979,375.00
DEPOS											
DTD 06/06/2018 2.402% 03/01/2019											
WESTPAC BANKING CORP NY FLT CERT	96121T7C6	50,000,000.00	A-1+	P-1	03/02/18	03/06/18	50,000,000.00	2.05	87,289.59	50,000,000.00	50,016,250.00
DEPOS											
DTD 03/06/2018 2.417% 03/06/2019											
ROYAL BANK OF CANADA NY FLT CERT	78012UCT0	25,000,000.00	A-1+	P-1	04/05/18	04/09/18	25,000,000.00	2.56	48,157.98	25,000,000.00	25,020,350.00
DEPOS											
DTD 04/09/2018 2.567% 04/09/2019											
NORDEA BK AB (PUBL)/NY FLOATING CD	65590ATJ5	25,000,000.00	A-1+	P-1	03/13/18	03/14/18	25,000,000.00	2.19	15,506.25	25,000,000.00	25,042,125.00
DTD 03/14/2018 2.481% 04/22/2019											



Managed Account Detail of Securities Held

For the Month Ending July 31, 2018

SAN BERNARDINO COUNTY - 76990800

Security Type/Description	Dated Date/Coupon/Maturity	CUSIP	S&P Rating	Moody's Rating	Trade Date	Settle Date	Original Cost	YTM at Cost	Accrued Interest	Amortized Cost	Market Value
Certificate of Deposit											
BANK OF NOVA SCOTIA HOUSTON FLT CD	06417GR34	06417GR34	A-1	P-1	03/28/18	03/29/18	25,000,000.00	2.62	166,625.42	25,000,000.00	25,028,125.00
DTD 03/29/2018 2.593% 05/01/2019											
BANK OF MONTREAL CHICAGO FLOATING CD	06371E5T0	06371E5T0	A-1	P-1	05/10/18	05/11/18	25,000,000.00	2.28	49,143.92	25,000,000.00	24,989,250.00
DTD 05/11/2018 2.432% 06/03/2019											
BANK OF MONTREAL CHICAGO FLOATING CD	06371E7H4	06371E7H4	A-1	P-1	06/04/18	06/05/18	25,000,000.00	2.34	48,136.98	25,000,000.00	24,981,500.00
DTD 06/05/2018 2.382% 06/03/2019											
ROYAL BANK OF CANADA NY FLT CERT DEPOS	78012UDY8	78012UDY8	A-1+	P-1	06/04/18	06/05/18	25,000,000.00	2.34	48,136.98	25,000,000.00	25,011,250.00
DTD 06/05/2018 2.382% 06/03/2019											
WESTPAC BANKING CORP NY FLOAT CERT DEPOS	96121T7M4	96121T7M4	A-1+	P-1	06/05/18	06/06/18	25,000,000.00	2.33	47,734.20	25,000,000.00	25,006,500.00
DTD 06/06/2018 2.362% 06/03/2019											
TORONTO DOMINION BANK NY FLT CERT DEPOS	89113X2H6	89113X2H6	A-1+	P-1	06/06/18	06/07/18	25,000,000.00	2.35	47,734.20	25,000,000.00	25,007,000.00
DTD 06/07/2018 2.372% 06/03/2019											
ROYAL BANK OF CANADA NY FLT CERT DEPOS	78012UDZ5	78012UDZ5	A-1+	P-1	06/04/18	06/05/18	25,000,000.00	2.33	50,252.71	25,000,000.00	25,013,000.00
DTD 06/05/2018 2.402% 07/01/2019											
BANK OF NOVA SCOTIA HOUSTON FLT CD	06417GT99	06417GT99	A-1	P-1	06/05/18	06/06/18	25,000,000.00	2.36	50,252.71	25,000,000.00	24,979,750.00
DTD 06/06/2018 2.402% 07/01/2019											
TORONTO DOMINION BANK NY FLT CERT DEPOS	89113X2J2	89113X2J2	A-1+	P-1	06/06/18	06/07/18	25,000,000.00	2.34	49,627.71	25,000,000.00	24,985,500.00
DTD 06/07/2018 2.372% 07/01/2019											
SVENSKA HANDELSBANKEN NY FLOATING CD	86958JH85	86958JH85	A-1+	P-1	06/05/18	06/06/18	50,000,000.00	2.32	98,838.75	50,000,000.00	50,075,750.00
DTD 06/06/2018 2.362% 07/01/2019											
Security Type Sub-Total							1,105,700,000.00	2.14	4,137,018.58	1,105,644,368.34	1,105,631,256.05



Managed Account Detail of Securities Held

For the Month Ending July 31, 2018

SAN BERNARDINO COUNTY - 76990800

Security Type/Description	Dated Date/Coupon/Maturity	CUSIP	S&P Rating	Moody's Rating	Trade Date	Settle Date	Original Cost	YTM at Cost	Accrued Interest	Amortized Cost	Market Value
US BANK NA CINCINNATI CALLABLE BANK NOTE DTD 07/24/2018 3.050% 07/24/2020	10,000,000.00	AA-	A1		07/20/18	07/24/18	9,995,200.00	3.07	5,930.56	9,995,245.60	9,989,280.00
US BANK NA CALLABLE BANK NOTE DTD 10/24/2017 2.050% 10/23/2020	40,000,000.00	AA-	A1		10/19/17	10/24/17	39,992,000.00	2.06	223,222.22	39,994,000.40	39,070,640.00
US BANK NA CINCINNATI CALLABLE BANK NOTE DTD 04/26/2018 3.150% 04/26/2021	15,000,000.00	AA-	A1		04/24/18	04/26/18	14,999,100.00	3.15	124,687.50	14,999,176.05	14,958,210.00

Security Type Sub-Total	65,000,000.00						64,986,300.00	2.47	353,840.28	64,988,422.05	64,018,130.00
Managed Account Sub-Total	6,337,047,000.00						6,319,760,949.65	1.86	18,781,194.92	6,325,606,015.93	6,283,288,849.76
Securities Sub-Total	\$6,337,047,000.00						\$6,319,760,949.65	1.86%	\$18,781,194.92	\$6,325,606,015.93	\$6,283,288,849.76
Accrued Interest											\$18,781,194.92
Total Investments											\$6,302,070,044.68

Bolded items are forward settling trades.



Managed Account Fair Market Value & Analytics

For the Month Ending July 31, 2018

SAN BERNARDINO COUNTY - 76990800

Security Type/Description	Dated Date/Coupon/Maturity	CUSIP	Par	Broker	Next Call Date	Market Price	Market Value	Unreal G/L On Cost	Unreal G/L Amort Cost	Effective Duration	Duration to Worst at Mkt	YTM
U.S. Treasury Bond / Note												
US TREASURY NOTES	DTD 02/29/2012 1.375% 02/28/2019	912828SH4	25,000,000.00	TOR DOM		99.48	24,871,100.00	(175,775.00)	(137,379.75)	0.57	0.57	2.27
US TREASURY NOTES	DTD 02/28/2014 1.500% 02/28/2019	912828C24	50,000,000.00	BARCLAYS		99.56	49,781,250.00	(826,171.88)	(371,014.50)	0.57	0.57	2.26
US TREASURY NOTES	DTD 03/31/2014 1.625% 03/31/2019	912828C65	25,000,000.00	TOR DOM		99.55	24,888,675.00	(322,262.50)	(153,534.75)	0.66	0.66	2.30
US TREASURY NOTES	DTD 04/15/2016 0.875% 04/15/2019	912828O52	25,000,000.00	BMO		98.99	24,748,050.00	(49,801.56)	(159,494.25)	0.70	0.70	2.32
UNITED STATES TREASURY NOTES	DTD 05/31/2017 1.250% 05/31/2019	912828X54	25,000,000.00	BARCLAYS		99.08	24,769,525.00	(208,014.06)	(220,902.75)	0.82	0.82	2.37
UNITED STATES TREASURY NOTES	DTD 05/31/2017 1.250% 05/31/2019	912828X54	25,000,000.00	JEFFERIE		99.08	24,769,525.00	(165,145.31)	(197,962.25)	0.82	0.82	2.37
US TREASURY NOTES	DTD 05/31/2012 1.125% 05/31/2019	912828SX9	50,000,000.00	BNP		98.96	49,480,450.00	(320,331.25)	(442,849.00)	0.82	0.82	2.39
US TREASURY NOTES	DTD 06/15/2016 0.875% 06/15/2019	912828R85	25,000,000.00	TD SEC U		98.67	24,667,000.00	6,843.75	(212,408.00)	0.86	0.86	2.42
US TREASURY NOTES	DTD 07/02/2012 1.000% 06/30/2019	912828TC4	50,000,000.00	DAIWA		98.72	49,361,350.00	(269,509.38)	(488,101.50)	0.90	0.90	2.42
US TREASURY NOTES	DTD 06/30/2014 1.625% 06/30/2019	912828W55	50,000,000.00	TD		99.26	49,630,850.00	(613,290.63)	(481,406.50)	0.90	0.90	2.44
US TREASURY NOTES	DTD 06/30/2014 1.625% 06/30/2019	912828WS5	50,000,000.00	BMO		99.26	49,630,850.00	(580,087.50)	(466,827.50)	0.90	0.90	2.44
US TREASURY N/B NOTES	DTD 06/30/2017 1.250% 06/30/2019	912828XV7	50,000,000.00	DEUTSCHE		98.93	49,464,850.00	(105,462.50)	(278,326.50)	0.90	0.90	2.44
US TREASURY NOTES	DTD 09/15/2016 0.875% 09/15/2019	912828G4	25,000,000.00	BARCLAYS		98.21	24,551,750.00	(169,929.69)	(289,845.00)	1.10	1.10	2.50
US TREASURY NOTES	DTD 10/31/2014 1.500% 10/31/2019	912828F62	25,000,000.00	MERRILL		98.73	24,681,650.00	(287,100.00)	(304,617.75)	1.22	1.22	2.54
US TREASURY NOTES	DTD 10/31/2014 1.500% 10/31/2019	912828F62	25,000,000.00	DAIWA		98.73	24,681,650.00	(217,764.06)	(253,797.50)	1.22	1.22	2.54
US TREASURY NOTES	DTD 11/30/2012 1.000% 11/30/2019	912828UB4	25,000,000.00	BMO		97.96	24,490,225.00	(410,165.63)	(465,830.50)	1.31	1.31	2.56
US TREASURY N/B	DTD 12/15/2016 1.375% 12/15/2019	912828U73	25,000,000.00	SOC GEN		98.39	24,597,650.00	(350,592.19)	(370,219.00)	1.35	1.35	2.57



Managed Account Fair Market Value & Analytics

For the Month Ending July 31, 2018

SAN BERNARDINO COUNTY - 76990800

Security Type/Description	Dated Date/Coupon/Maturity	CUSIP	Par	Broker	Next Call Date	Market Price	Market Value	Unreal G/L On Cost	Unreal G/L Amort Cost	Effective Duration	Duration to Worst at Mkt	YTM
U.S. Treasury Bond / Note												
US TREASURY N/B NOTES	DTD 01/17/2017 1.375% 01/15/2020	912828V31	50,000,000.00	MORGANST		98.28	49,138,650.00	(238,303.13)	(405,439.00)	1.43	1.43	2.59
US TREASURY NOTES	DTD 02/15/2017 1.375% 02/15/2020	912828W22	50,000,000.00	BARCLAYS		98.14	49,068,350.00	(269,540.63)	(439,776.50)	1.50	1.50	2.62
US TREASURY NOTES	DTD 03/02/2015 1.375% 02/29/2020	912828J50	25,000,000.00	BNP DIR		98.09	24,522,450.00	(335,948.44)	(403,855.50)	1.54	1.54	2.61
US TREASURY NOTES	DTD 04/30/2015 1.375% 04/30/2020	912828K58	50,000,000.00	MORGANST		97.84	48,917,950.00	(757,831.25)	(908,849.50)	1.71	1.71	2.65
US TREASURY NOTES	DTD 04/30/2013 1.125% 04/30/2020	912828VA5	50,000,000.00	BMO		97.42	48,709,000.00	(111,312.50)	(367,747.00)	1.71	1.71	2.64
US TREASURY NOTES	DTD 05/31/2013 1.375% 05/31/2020	912828VF4	50,000,000.00	MORGAN_S		97.71	48,853,500.00	(156,265.63)	(309,725.50)	1.79	1.79	2.66
US TREASURY NOTES	DTD 06/01/2015 1.500% 05/31/2020	912828XE5	50,000,000.00	BNY		97.94	48,968,750.00	1,953.12	(126,619.50)	1.79	1.79	2.66
US TREASURY NOTES	DTD 07/01/2013 1.875% 06/30/2020	912828VJ6	50,000,000.00	JEFFERIE		98.54	49,269,550.00	(242,168.75)	(315,594.50)	1.86	1.86	2.66
US TREASURY NOTES	DTD 07/01/2013 1.875% 06/30/2020	912828VJ6	50,000,000.00	JPM		98.54	49,269,550.00	(29,278.13)	(113,704.50)	1.86	1.86	2.66
US TREASURY NOTES	DTD 07/31/2013 2.000% 07/31/2020	912828VP2	50,000,000.00	BK AMER		98.69	49,343,750.00	(60,546.88)	(129,937.50)	1.94	1.94	2.68
US TREASURY NOTES	DTD 08/16/2010 2.625% 08/15/2020	912828NT3	25,000,000.00	BNP DIR		99.89	24,973,625.00	(748,054.69)	(435,197.75)	1.95	1.95	2.68
US TREASURY NOTES	DTD 10/31/2013 1.750% 10/31/2020	912828WC0	50,000,000.00	BARCLAYS		97.91	48,953,100.00	(1,042,993.75)	(1,044,006.50)	2.18	2.18	2.71
US TREASURY NOTES	DTD 11/30/2015 1.625% 11/30/2020	912828M98	25,000,000.00	BARCLAYS		97.52	24,380,850.00	(375,009.38)	(472,735.50)	2.26	2.26	2.73
US TREASURY N/B	DTD 02/29/2016 1.125% 02/28/2021	912828P87	25,000,000.00	BARCLAYS		95.98	23,996,100.00	(377,923.44)	(503,505.75)	2.51	2.51	2.75
US TREASURY NOTES	DTD 05/31/2016 1.375% 05/31/2021	912828R77	25,000,000.00	RBC CAP		96.23	24,057,625.00	(277,335.94)	(511,977.00)	2.74	2.74	2.77
US TREASURY NOTES	DTD 06/02/2014 2.000% 05/31/2021	912828WN6	50,000,000.00	BARCLAYS		97.95	48,972,650.00	(1,474,615.63)	(1,313,692.00)	2.72	2.72	2.76
US TREASURY N/B	DTD 09/30/2016 1.125% 09/30/2021	912828T34	25,000,000.00	MIZUHO		95.01	23,751,950.00	(446,292.19)	(582,020.25)	3.06	3.06	2.78



Managed Account Fair Market Value & Analytics

For the Month Ending July 31, 2018

SAN BERNARDINO COUNTY - 76990800

Security Type/Description	Dated Date/Coupon/Maturity	CUSIP	Par	Broker	Next Call Date	Market Price	Market Value	Unreal G/L On Cost	Unreal G/L Amort Cost	Effective Duration	Duration to Worst at Mkt	YTM
U.S. Treasury Bond / Note												
US TREASURY NOTES	DTD 12/01/2014 1.875% 11/30/2021	912828G53	25,000,000.00	BMO		97.11	24,276,375.00	(458,000.00)	(541,739.75)	3.19	3.19	2.79
US TREASURY NOTES	DTD 02/02/2015 1.500% 01/31/2022	912828H86	50,000,000.00	TD SEC U		95.69	47,843,750.00	(935,546.88)	(1,282,379.50)	3.37	3.37	2.80
US TREASURY N/B NOTES	DTD 02/28/2017 1.875% 02/28/2022	912828W55	25,000,000.00	CITIGRP		96.86	24,213,875.00	(609,367.19)	(636,385.00)	3.41	3.41	2.80
US TREASURY N/B NOTES	DTD 11/02/2015 1.875% 10/31/2022	912828M49	25,000,000.00	BMO_DIR		96.21	24,052,725.00	(686,532.81)	(720,677.75)	4.03	4.03	2.83
Security Type Sub-Total			1,400,000,000.00				1,374,600,525.00	(14,695,473.51)	(16,860,082.75)	1.65	1.65	2.58

Supra-National Agency Bond / Note

INTER-AMERICAN DEVELOPMENT BANK	DTD 08/24/2011 1.750% 08/24/2018	4581X0BR8	25,000,000.00	BKWEST		99.97	24,991,700.00	(378,889.25)	(19,043.75)	0.07	0.07	2.16
INTL BANK OF RECONSTRUCTION AND DEV NT		459058ER0	50,000,000.00	BK AMER		99.78	49,892,050.00	(22,950.00)	(102,836.50)	0.18	0.18	2.18
INTL BK OF REC & DEV NOTE (EX-CALLABLE)	DTD 10/07/2015 1.000% 10/05/2018	459058FC2	25,000,000.00	DEUTSCHE		99.10	24,775,950.00	(171,550.00)	(210,982.50)	0.72	0.72	2.48
INTER-AMERICAN DEVELOPMENT BANK	DTD 04/26/2016 1.250% 04/26/2019	458182DX7	25,000,000.00	BNP DIR		98.76	24,691,100.00	(151,775.00)	(266,810.75)	0.77	0.77	2.60
INTER-AMERICAN DEVELOPMENT BANK	DTD 04/12/2016 1.000% 05/13/2019	458182DX7	100,000,000.00	BMO		98.76	98,764,400.00	(935,600.00)	(1,158,472.00)	0.77	0.77	2.60
INTL BANK OF RECON AND DEV	DTD 01/25/2016 1.430% 07/25/2019	45905UUV4	50,000,000.00	TOR DOM		98.69	49,347,250.00	(652,750.00)	(652,750.00)	0.97	0.97	2.78
INTL BANK OF RECON AND DEV GLOBAL NOTES		459058EV1	25,000,000.00	BARCLAYS		98.76	24,690,300.00	(188,950.00)	(275,030.00)	0.97	0.97	2.53
INTL BANK OF RECON AND DEV SN NOTE	DTD 01/28/2016 1.250% 07/26/2019	459058FK4	50,000,000.00	TOR DOM		98.25	49,124,500.00	(783,000.00)	(844,068.50)	1.02	1.02	2.59
INTER-AMERICAN DEVELOPMENT BANK	DTD 10/15/2015 1.250% 10/15/2019	4581X0CR7	25,000,000.00	DEUTSCHE		98.31	24,578,575.00	(72,425.00)	(310,037.00)	1.18	1.18	2.68



Managed Account Fair Market Value & Analytics

For the Month Ending July 31, 2018

SAN BERNARDINO COUNTY - 76990800

Security Type/Description	Dated Date/Coupon/Maturity	CUSIP	Par	Broker	Next Call Date	Market Price	Market Value	Unreal G/L On Cost	Unreal G/L Amort Cost	Effective Duration	Duration to Worst at Mkt	YTM
Supra-National Agency Bond / Note												
INTER-AMERICAN DEVELOPMENT BANK DTD 10/15/2015 1.250% 10/15/2019		4581X0CR7	25,000,000.00	TOR DOM		98.31	24,578,575.00	(167,425.00)	(334,065.50)	1.18	1.18	2.68
INTL BANK OF RECON AND DEV GLOBAL NOTES		459058FS7	50,000,000.00	CITIGRP		98.02	49,011,500.00	(883,000.00)	(942,745.00)	1.30	1.30	2.66
INTL BANK OF RECON AND DEV GLOBAL NOTES		459058FA6	25,000,000.00	TOR DOM		97.80	24,449,575.00	(473,925.00)	(518,071.50)	1.62	1.62	2.73
INTL BK RECON & DEVELOP NOTES DTD 03/21/2017 1.875% 04/21/2020		459058FZ1	25,000,000.00	BNP		98.54	24,635,750.00	(342,500.00)	(351,862.00)	1.67	1.67	2.75
INTER-AMERICAN DEVEL BK NOTE DTD 04/12/2017 1.625% 05/12/2020		4581X0CX4	25,000,000.00	RBC		98.16	24,540,250.00	(400,500.00)	(425,097.00)	1.73	1.73	2.69
INTL BANK OF RECON AND DEV GLOBAL NOTES		459058GA5	25,000,000.00	JPMCHASE		97.68	24,418,750.00	(576,000.00)	(577,564.25)	2.02	2.02	2.78
INTERNATIONAL FINANCE CORPORATION NOTE		45950KCM0	25,000,000.00	BK AMER		98.55	24,637,900.00	(288,600.00)	(300,896.00)	2.40	2.40	2.86
INTER-AMERICAN DEVELOPMENT BANK NOTE		4581X0DB1	50,000,000.00	CITIGRP		99.17	49,586,350.00	(303,650.00)	(313,693.50)	2.59	2.59	2.94
INTL BANK OF RECONSTRUCTION AND DEV NOTE		459058GH0	50,000,000.00	MORGANST		99.71	49,856,150.00	(26,850.00)	(27,477.00)	2.84	2.84	2.85
INTL BANK OF RECON AND DEV GLOBAL NOTES		459058GF4	20,000,000.00	DEUTSCHE		97.41	19,481,180.00	(473,820.00)	(480,692.80)	3.21	3.21	2.94
Security Type Sub-Total			695,000,000.00			686,051,805.00	(7,294,159.25)	(8,112,195.55)		1.36	1.36	2.65
NOW Account												
BANK OF THE WEST MONEY MARKET FUND		BKOFWEST7	2,000.00	DIRECT		1.00	2,000.00	0.00	0.00	0.00	0.00	2.09
BANK OF THE WEST MONEY MARKET FUND		BKOFWEST7	14,998,000.00	DIRECT		1.00	14,998,000.00	0.00	0.00	0.00	0.00	2.09
BANK OF THE WEST MONEY MARKET FUND		BKOFWEST7	20,000,000.00	DIRECT		1.00	20,000,000.00	0.00	0.00	0.00	0.00	2.09



Managed Account Fair Market Value & Analytics

For the Month Ending July 31, 2018

SAN BERNARDINO COUNTY - 76990800

Security Type/Description	Dated Date/Coupon/Maturity	CUSIP	Next Call Date	Market Price	Market Value	Unreal G/L On Cost	Unreal G/L Amort Cost	Effective Duration	Duration to Worst at Mkt	YTM
NOW Account										
BANK OF THE WEST MONEY MARKET FUND	BKOFWEST7	25,000,000.00	DIRECT	1.00	25,000,000.00	0.00	0.00	0.00	0.00	2.09
BANK OF THE WEST MONEY MARKET FUND	BKOFWEST7	35,000,000.00	DIRECT	1.00	35,000,000.00	0.00	0.00	0.00	0.00	2.09
BANK OF THE WEST MONEY MARKET FUND	BKOFWEST7	50,000,000.00	DIRECT	1.00	50,000,000.00	0.00	0.00	0.00	0.00	2.09
BANK OF THE WEST MONEY MARKET FUND	BKOFWEST7	80,000,000.00	DIRECT	1.00	80,000,000.00	0.00	0.00	0.00	0.00	2.09
Security Type Sub-Total		225,000,000.00			225,000,000.00	0.00	0.00	0.00	0.00	2.09

Money Market Mutual Fund										
FIDELITY GOV'T MM FUND 2642	31607A703	1,000,000.00	DIRECT	1.00	1,000,000.00	0.00	0.00	0.00	0.00	1.80
FEDERATED GOVT OBLIGATIONS FUND	608919718	1,000,000.00	DIRECT	1.00	1,000,000.00	0.00	0.00	0.00	0.00	1.77
Security Type Sub-Total		2,000,000.00			2,000,000.00	0.00	0.00	0.00	0.00	1.79

Joint Powers Authority										
CALIFORNIA ASSET MANAGEMENT PROGRAM	CAMPMF025	13,000,000.00	DIRECT	1.00	13,000,000.00	0.00	0.00	0.00	0.00	2.09
CALIFORNIA ASSET MANAGEMENT PROGRAM	CAMPMF025	18,000,000.00	DIRECT	1.00	18,000,000.00	0.00	0.00	0.00	0.00	2.09
CALIFORNIA ASSET MANAGEMENT PROGRAM	CAMPMF025	24,000,000.00	DIRECT	1.00	24,000,000.00	0.00	0.00	0.00	0.00	2.09
CALIFORNIA ASSET MANAGEMENT PROGRAM	CAMPMF025	45,000,000.00	DIRECT	1.00	45,000,000.00	0.00	0.00	0.00	0.00	2.09
CALIFORNIA ASSET MANAGEMENT PROGRAM	CAMPMF025	50,000,000.00	DIRECT	1.00	50,000,000.00	0.00	0.00	0.00	0.00	2.09
CALIFORNIA ASSET MANAGEMENT PROGRAM	CAMPMF025	50,000,000.00	DIRECT	1.00	50,000,000.00	0.00	0.00	0.00	0.00	2.09
Security Type Sub-Total		200,000,000.00			200,000,000.00	0.00	0.00	0.00	0.00	2.09

Federally Insured Cash Account										
STONECASTLE FICA	FICAMF003	10,000,000.00	DIRECT	1.00	10,000,000.00	0.00	0.00	0.00	0.00	0.95
STONECASTLE FICA	FICAMF003	25,000,000.00	OTHER	1.00	25,000,000.00	0.00	0.00	0.00	0.00	0.95
Security Type Sub-Total		35,000,000.00			35,000,000.00	0.00	0.00	0.00	0.00	0.95



Managed Account Fair Market Value & Analytics

For the Month Ending July 31, 2018

SAN BERNARDINO COUNTY - 76990800

Security Type/Description	Dated Date/Coupon/Maturity	CUSIP	Par	Broker	Next Call Date	Market Price	Market Value	Unreal G/L On Cost	Unreal G/L Amort Cost	Effective Duration	Duration to Worst at Mkt	YTM
Federal Agency Discount Note												
FEDERAL FARM CREDIT BANKS DISC NOTE	313313C63	15,000,000.00	UBS			99.90	14,984,299.95	154,983.28	(3,508.35)	0.05	0.05	1.89
--	0.000% 08/20/2018											
Security Type Sub-Total		15,000,000.00					14,984,299.95	154,983.28	(3,508.35)	0.05	0.05	1.89
Federal Agency Bond / Note												
FHLB NOTES		25,000,000.00	BARCLAYS			99.98	24,993,850.00	45,850.00	(5,731.00)	0.02	0.02	1.80
DTD 07/08/2016 0.625% 08/07/2018												
FHLB NOTES		25,000,000.00	TOR DOM			99.89	24,971,950.00	(100,050.00)	(32,525.25)	0.12	0.12	2.01
DTD 08/07/2015 1.125% 09/14/2018												
FHLMC REFERENCE NOTES		50,000,000.00	BARCLAYS			99.77	49,886,050.00	(92,450.00)	(111,883.50)	0.20	0.20	2.00
DTD 09/16/2016 0.875% 10/12/2018												
FNMA BENCHMARK NOTE		12,000,000.00	ICAP			99.79	11,974,356.00	1,716.00	(23,704.92)	0.22	0.22	2.08
DTD 09/01/2015 1.125% 10/19/2018												
FNMA BENCHMARK NOTE		25,000,000.00	DEUTSCHE			99.79	24,946,575.00	3,325.00	(49,402.75)	0.22	0.22	2.08
DTD 09/01/2015 1.125% 10/19/2018												
FHLMC NOTES (EX-CALLABLE)		50,000,000.00	JPMCHASE			99.77	49,887,150.00	(77,850.00)	(109,509.00)	0.24	0.24	1.98
DTD 04/26/2016 1.050% 10/26/2018												
FHLB NOTES		50,000,000.00	BK AMER			99.57	49,784,800.00	(213,200.00)	(214,724.50)	0.46	0.46	2.18
DTD 12/08/2016 1.250% 01/16/2019												
FNMA BENCHMARK NOTE		25,000,000.00	JPMCHASE			99.24	24,810,850.00	(130,150.00)	(177,837.00)	0.56	0.56	2.34
DTD 02/23/2016 1.000% 02/26/2019												
FHLMC NOTES (EX-CALLABLE)		25,000,000.00	MORGANST			99.49	24,871,975.00	(128,025.00)	(128,025.00)	0.57	0.57	2.27
DTD 02/28/2017 1.375% 02/28/2019												
FEDERAL HOME LOAN BANK NOTES		25,000,000.00	DEUTSCHE			99.54	24,885,500.00	(166,250.00)	(130,119.25)	0.59	0.59	2.27
DTD 02/06/2012 1.500% 03/08/2019												
FEDERAL HOME LOAN BANK NOTES		25,000,000.00	MORGANST			99.54	24,885,500.00	(167,000.00)	(130,987.00)	0.59	0.59	2.27
DTD 02/06/2012 1.500% 03/08/2019												
FHLB NOTES		75,000,000.00	CITIGRP			99.43	74,570,775.00	(255,225.00)	(374,412.75)	0.62	0.62	2.29
DTD 03/10/2017 1.375% 03/18/2019												
FREDDIE MAC NOTES		25,000,000.00	JPMCHASE			99.14	24,785,100.00	(206,650.00)	(212,966.75)	0.69	0.69	2.36
DTD 03/21/2016 1.125% 04/15/2019												
FFCB BONDS		25,000,000.00	MORGANST			99.26	24,814,100.00	(164,150.00)	(178,103.25)	0.70	0.70	2.38
DTD 04/17/2017 1.320% 04/17/2019												



Managed Account Fair Market Value & Analytics

For the Month Ending July 31, 2018

SAN BERNARDINO COUNTY - 76990800

Security Type/Description	Dated Date/Coupon/Maturity	CUSIP	Par	Broker	Next Call Date	Market Price	Market Value	Unreal G/L On Cost	Unreal G/L Amort Cost	Effective Duration	Duration to Worst at Mkt	YTM
Federal Agency Bond / Note												
FEDERAL HOME LOAN BANK AGENCY NOTES		3130ABF92	45,000,000.00	BK AMER		99.17	44,625,285.00	(289,665.00)	(340,068.15)	0.81	0.81	2.40
DTD 05/12/2017 1.375% 05/28/2019												
FHLB GLOBAL NOTE		3130A8DB6	50,000,000.00	WELLSFAR		98.86	49,428,250.00	(550,750.00)	(565,535.00)	0.88	0.88	2.43
DTD 06/03/2016 1.125% 06/21/2019												
FFCB BONDS		3133EHSC8	25,000,000.00	OTHER		98.97	24,742,625.00	(239,125.00)	(248,362.75)	0.97	0.97	2.47
DTD 07/24/2017 1.400% 07/24/2019												
FREDDIE MAC GLOBAL NOTES		3137EADK2	23,347,000.00	MORGANST		98.81	23,069,847.76	(54,141.70)	(219,803.84)	0.98	0.98	2.46
DTD 07/30/2012 1.250% 08/01/2019												
FREDDIE MAC NOTES		3137EAEH8	10,000,000.00	BNY		98.87	9,887,090.00	(91,310.00)	(100,947.10)	1.02	1.02	2.48
DTD 07/19/2017 1.375% 08/15/2019												
FREDDIE MAC NOTES		3137EAEH8	75,000,000.00	JPM		98.87	74,153,175.00	(736,575.00)	(791,031.75)	1.02	1.02	2.48
DTD 07/19/2017 1.375% 08/15/2019												
FNMA NOTES		3135G0P49	50,000,000.00	DEUTSCHE		98.43	49,216,200.00	(705,800.00)	(755,463.00)	1.06	1.06	2.48
DTD 09/02/2016 1.000% 08/28/2019												
FREDDIE MAC GLOBAL NOTES		3137EADM8	10,000,000.00	OTHER		98.52	9,851,950.00	(97,050.00)	(118,261.50)	1.15	1.15	2.54
DTD 10/02/2012 1.250% 10/02/2019												
FEDERAL HOME LOAN BANK NOTES		3130ACM92	50,000,000.00	CITIGRP		98.71	49,355,800.00	(555,700.00)	(590,355.50)	1.20	1.20	2.58
DTD 10/13/2017 1.500% 10/21/2019												
FANNIE MAE GLOBAL NOTES		3135G0R39	25,000,000.00	BARCLAYS		98.07	24,517,725.00	(415,275.00)	(454,509.25)	1.21	1.21	2.60
DTD 10/25/2016 1.000% 10/24/2019												
FHLB NOTES		3130AA3R7	35,000,000.00	BK AMER		98.48	34,466,950.00	(525,000.00)	(529,541.60)	1.26	1.26	2.58
DTD 11/17/2016 1.375% 11/15/2019												
FEDERAL FARM CREDIT BANKS FLOATING NOTE		3133EJGR4	10,000,000.00	JEFFERIE		100.01	10,001,370.00	1,370.00	1,370.00	0.08	1.28	2.04
DTD 03/19/2018 2.022% 11/19/2019												
FFCB NOTES		3133EH2S1	50,000,000.00	JEFFERIE		99.07	49,533,050.00	(417,635.50)	(433,127.50)	1.33	1.33	2.58
DTD 12/12/2017 1.875% 12/12/2019												
FHLB NOTES		3130A0JR2	25,000,000.00	TD		99.67	24,917,950.00	(377,750.00)	(278,340.00)	1.33	1.33	2.62
DTD 12/30/2013 2.375% 12/13/2019												
FREDDIE MAC NOTES		3137EAEES	25,000,000.00	CITIGRP		98.45	24,613,650.00	(359,350.00)	(373,046.25)	1.43	1.43	2.58
DTD 01/17/2017 1.500% 01/17/2020												
FNMA NOTES		3135G0A78	25,000,000.00	TOR DOM		98.56	24,639,775.00	(364,325.00)	(361,775.00)	1.44	1.44	2.63
DTD 01/12/2015 1.625% 01/21/2020												



Managed Account Fair Market Value & Analytics

For the Month Ending July 31, 2018

SAN BERNARDINO COUNTY - 76990800

Security Type/Description	Dated Date/Coupon/Maturity	CUSIP	Par	Broker	Next Call Date	Market Price	Market Value	Unreal G/L On Cost	Unreal G/L Amort Cost	Effective Duration	Duration to Worst at Mkt	YTM
Federal Agency Bond / Note												
FHLB NOTES	DTD 02/09/2018 2.125% 02/11/2020	3130ADN32	75,000,000.00	BARCLAYS		99.19	74,391,150.00	(471,600.00)	(503,792.25)	1.48	1.48	2.67
FNMA NOTES	DTD 02/28/2017 1.500% 02/28/2020	3135GOT29	40,000,000.00	JPMCHASE		98.22	39,286,280.00	(688,120.00)	(700,136.80)	1.53	1.53	2.66
FEDERAL HOME LOAN BANKS NOTES	DTD 03/16/2018 2.375% 03/30/2020	3130ADUJ9	30,000,000.00	CITI		99.49	29,847,840.00	(146,760.00)	(147,825.90)	1.61	1.61	2.69
FHLMC AGENCY NOTES	DTD 04/20/2017 1.375% 04/20/2020	3137EAEF2	25,000,000.00	TD SEC U		97.82	24,453,900.00	(460,600.00)	(496,643.00)	1.68	1.68	2.68
FHLMC NOTES	DTD 04/19/2018 2.500% 04/23/2020	3137EAEF7	35,000,000.00	CITIGRP		99.72	34,902,175.00	(90,125.00)	(91,215.25)	1.67	1.67	2.67
FFCB BONDS	DTD 05/08/2017 1.550% 05/08/2020	3133EHJA2	25,000,000.00	JPM		98.08	24,519,850.00	(466,425.00)	(471,979.25)	1.72	1.72	2.67
FEDERAL HOME LOAN BANKS NOTES	DTD 05/21/2018 2.625% 05/28/2020	3130AECJ7	50,000,000.00	BARCLAYS		99.89	49,945,350.00	(36,650.00)	(38,397.50)	1.76	1.76	2.69
FNMA NOTES	DTD 08/01/2017 1.500% 07/30/2020	3135GOT60	75,000,000.00	BARCLAYS		97.68	73,256,700.00	(1,516,050.00)	(1,590,656.25)	1.95	1.95	2.70
FHLB NOTES	DTD 03/14/2018 2.400% 09/14/2020	3130ADT93	10,000,000.00	JEFFERIE		99.35	9,935,080.00	(58,703.00)	(59,626.70)	2.03	2.03	2.72
FHLB NOTES	DTD 09/08/2017 1.375% 09/28/2020	3130ACE26	40,000,000.00	BARCLAYS		97.16	38,865,400.00	(1,006,200.00)	(1,043,249.20)	2.10	2.10	2.74
FHLMC NOTES	DTD 11/15/2017 1.875% 11/17/2020	3137EAEK1	50,000,000.00	CITI		98.05	49,023,650.00	(928,350.00)	(939,451.00)	2.22	2.22	2.76
FHLB CALLABLE NOTES	DTD 01/29/2018 2.250% 01/29/2021	3130ADVF9	25,000,000.00	DEUTSCHE	01/29/20	98.58	24,645,300.00	(354,700.00)	(354,700.00)	2.34	2.40	2.84
FREDDIE MAC NOTES	DTD 02/16/2018 2.375% 02/16/2021	3137EAEI9	50,000,000.00	BARCLAYS		98.96	49,480,750.00	(387,250.00)	(406,803.50)	2.42	2.42	2.80
FEDERAL FARM CREDIT BANKS NOTES	DTD 04/05/2018 2.540% 04/05/2021	3133EJJD2	50,000,000.00	BK AMER		99.26	49,631,600.00	(380,900.00)	(379,599.50)	2.55	2.55	2.83
FANNIE MAE NOTES	DTD 04/13/2018 2.500% 04/13/2021	3135GOU27	50,000,000.00	BARCLAYS		99.14	49,568,450.00	(357,050.00)	(364,266.00)	2.57	2.57	2.83
FANNIE MAE NOTES	DTD 06/25/2018 2.750% 06/22/2021	3135GOU35	75,000,000.00	TD SEC U		99.77	74,826,300.00	(156,450.00)	(156,987.75)	2.75	2.75	2.83
Security Type Sub-Total			1,700,347,000.00				1,683,668,998.76	(14,934,124.20)	(15,784,059.96)	1.31	1.32	2.51



Managed Account Fair Market Value & Analytics

For the Month Ending July 31, 2018

SAN BERNARDINO COUNTY - 76990800

Security Type/Description	Dated Date/Coupon/Maturity	CUSIP	Par	Broker	Next Call Date	Market Price	Market Value	Unreal G/L On Cost	Unreal G/L Amort Cost	Effective Duration	Duration to Worst at Mkt	YTM
Corporate Note												
BERKSHIRE HATHAWAY INC GLOBAL NOTES		084670BX5	10,000,000.00	WELLSFAR		99.95	9,995,110.00	(3,690.00)	(4,866.50)	0.04	0.04	2.24
DTD 08/15/2016 1.150% 08/15/2018												
MICROSOFT CORP NOTES		594918BF0	1,000,000.00	CITIGRP		99.76	997,619.00	(4,021.00)	(2,523.02)	0.26	0.26	2.21
DTD 11/03/2015 1.300% 11/03/2018												
MICROSOFT CORP NOTES		594918BF0	1,000,000.00	VINING		99.76	997,619.00	(4,051.00)	(2,525.61)	0.26	0.26	2.21
DTD 11/03/2015 1.300% 11/03/2018												
MICROSOFT CORP NOTES		594918BF0	3,500,000.00	ICAP		99.76	3,491,666.50	(13,758.50)	(8,803.31)	0.26	0.26	2.21
DTD 11/03/2015 1.300% 11/03/2018												
MICROSOFT CORP NOTES		594918BF0	4,500,000.00	MERRILL		99.76	4,489,285.50	(17,464.50)	(11,299.05)	0.26	0.26	2.21
DTD 11/03/2015 1.300% 11/03/2018												
MICROSOFT CORP NOTES		594918BF0	5,000,000.00	UBS AG		99.76	4,988,095.00	(18,955.00)	(12,515.55)	0.26	0.26	2.21
DTD 11/03/2015 1.300% 11/03/2018												
MICROSOFT CORP NOTES		594918BF0	5,000,000.00	BARCLAYS		99.76	4,988,095.00	(19,655.00)	(12,576.15)	0.26	0.26	2.21
DTD 11/03/2015 1.300% 11/03/2018												
MICROSOFT CORP NOTES		594918BF0	5,000,000.00	LOOP CAP		99.76	4,988,095.00	(20,405.00)	(12,641.05)	0.26	0.26	2.21
DTD 11/03/2015 1.300% 11/03/2018												
MICROSOFT CORP NOTES		594918BN3	20,000,000.00	MERRILL		98.58	19,716,440.00	(262,960.00)	(276,481.60)	1.00	1.00	2.52
DTD 08/08/2016 1.100% 08/08/2019												
WAL-MART STORES INC CORP NOTE		931142DY6	7,000,000.00	MORGANST		98.91	6,923,609.00	(76,251.00)	(76,296.71)	1.16	1.16	2.69
DTD 10/20/2017 1.750% 10/09/2019												
MICROSOFT CORP NOTES		594918BV5	15,000,000.00	BARCLAYS		98.74	14,811,465.00	(178,485.00)	(183,393.45)	1.47	1.47	2.70
DTD 02/06/2017 1.850% 02/06/2020												
JPMORGAN CHASE & CO CALLABLE FLT CORP		48125LRM6	10,000,000.00	JPMCHASE	02/13/19	100.13	10,012,550.00	12,550.00	12,550.00	0.25	0.53	2.56
DTD 02/13/2018 2.605% 02/13/2020												
WAL-MART STORES INC CORP NOTES		931142EG4	10,000,000.00	CITIGRP		100.15	10,014,720.00	17,820.00	17,679.10	1.83	1.83	2.77
DTD 06/27/2018 2.850% 06/23/2020												
JOHNSON & JOHNSON CORP NOTE		478160CH5	3,000,000.00	JPM		98.18	2,945,520.00	(51,270.00)	(52,029.03)	2.20	2.20	2.78
DTD 11/10/2017 1.950% 11/10/2020												
WAL-MART STORES INC CORP NOTES		931142EJ8	7,000,000.00	CITIGRP		100.23	7,016,254.00	16,604.00	16,596.30	2.74	2.74	3.04
DTD 06/27/2018 3.125% 06/23/2021												
WAL-MART STORES INC CORP NOTES		931142EJ8	10,000,000.00	JPMCHASE		100.23	10,023,220.00	11,420.00	11,782.90	2.74	2.74	3.04
DTD 06/27/2018 3.125% 06/23/2021												



Managed Account Fair Market Value & Analytics

For the Month Ending July 31, 2018

SAN BERNARDINO COUNTY - 76990800

Security Type/Description	Dated Date/Coupon/Maturity	CUSIP	Par	Broker	Next Call Date	Market Price	Market Value	Unreal G/L On Cost	Unreal G/L Amort Cost	Effective Duration	Duration to Worst at Mkt	YTM
Security Type Sub-Total			117,000,000.00			116,399,363.00	(612,572.00)	(597,342.73)	1.12	1.14	2.57	
Commercial Paper												
JP MORGAN SECURITIES LLC COMM PAPER	466400H12	25,000,000.00	JPMCHASE		99.99	24,998,625.00	212,652.78	(1,375.00)	0.00	0.00	0.00	1.98
DTD 03/20/2018 0.000% 08/01/2018												
CREDIT AGRICOLE CIB NY COMM PAPER	22533UH14	25,000,000.00	CREDITAG		100.00	24,998,775.00	107,497.22	(1,225.00)	0.00	0.00	0.00	1.76
DTD 02/02/2018 0.000% 08/01/2018												
BNP PARIBAS NY BRANCH COMM PAPER	09659CH19	50,000,000.00	BNP DIR		99.99	49,997,350.00	388,919.44	(2,650.00)	0.00	0.00	0.00	1.91
DTD 04/02/2018 0.000% 08/01/2018												
MUFG BANK LTD/NY COMM PAPER	62479MH14	60,000,000.00	MUFG		99.99	59,996,880.00	119,963.33	(3,120.00)	0.00	0.00	0.00	1.87
DTD 04/03/2018 0.000% 08/01/2018												
CREDIT AGRICOLE CIB NY COMM PAPER	22533UH14	187,000,000.00	CREDITAG		100.00	186,990,837.00	706.44	(9,163.00)	0.00	0.00	0.00	1.76
DTD 02/02/2018 0.000% 08/01/2018												
MUFG BANK LTD/NY COMM PAPER	62479MH22	45,000,000.00	MUFG		99.99	44,995,320.00	29,795.00	(2,217.60)	0.01	0.01	0.01	1.87
DTD 04/26/2018 0.000% 08/02/2018												
MUFG BANK LTD/NY COMM PAPER	62479MH89	25,000,000.00	MUFG		99.96	24,989,400.00	11,288.89	(1,023.50)	0.02	0.02	0.02	1.91
DTD 05/01/2018 0.000% 08/08/2018												
MUFG BANK LTD/NY COMM PAPER	62479MHF3	35,000,000.00	MUFG		99.92	34,971,545.00	16,267.22	(1,232.70)	0.04	0.04	0.04	1.95
DTD 04/16/2018 0.000% 08/15/2018												
JP MORGAN SECURITIES LLC COMM PAPER	466400J44	25,000,000.00	JPMCHASE		99.80	24,950,250.00	198,305.56	5,736.00	0.09	0.09	0.09	2.05
DTD 12/08/2017 0.000% 09/04/2018												
MUFG BANK LTD/NY COMM PAPER	62479MJ46	50,000,000.00	MUFG		99.80	49,899,950.00	(3,244.44)	(3,244.44)	0.09	0.09	0.09	2.06
DTD 05/03/2018 0.000%												
09/04/2018												
AMERICAN HONDA FINANCE COMM PAPER	02665KJA6	50,000,000.00	MIZUHO		99.77	49,883,500.00	142,083.33	2,389.00	0.11	0.11	0.11	2.05
DTD 06/07/2018 0.000% 09/10/2018												
JP MORGAN SECURITIES LLC FLT COMM PAPER	46640EGA0	25,000,000.00	JPMCHASE		100.00	24,999,210.00	(790.00)	(790.00)	0.08	0.16	0.16	2.12
DTD 01/29/2018 2.302% 09/28/2018												
BNP PARIBAS NY BRANCH COMM PAPER	09659CK15	25,000,000.00	BNP DIR		99.64	24,909,975.00	212,475.00	12,489.00	0.17	0.17	0.17	2.10
DTD 01/03/2018 0.000% 10/01/2018												
JP MORGAN SECURITIES LLC COMM PAPER	466400K18	25,000,000.00	JPMCHASE		99.63	24,907,825.00	96,297.22	5,255.50	0.17	0.17	0.17	2.15
DTD 01/04/2018 0.000% 10/01/2018												
JP MORGAN SECURITIES LLC COMM PAPER	466400K18	25,000,000.00	JPMCHASE		99.63	24,907,825.00	75,380.56	6,102.75	0.17	0.17	0.17	2.15
DTD 01/04/2018 0.000% 10/01/2018												



Managed Account Fair Market Value & Analytics

For the Month Ending July 31, 2018

SAN BERNARDINO COUNTY - 76990800

Security Type/Description	Dated Date/Coupon/Maturity	CUSIP	Par	Broker	Next Call Date	Market Price	Market Value	Unreal G/L On Cost	Unreal G/L Amort Cost	Effective Duration	Duration to Worst at Mkt	YTM
Commercial Paper												
DEXIA CREDIT LOCAL SA NY COMM PAPER	25214PJ61	50,000,000.00	DEXIA			99.64	49,820,205.00	133,649.44	4,052.00	0.17	0.17	2.10
-- 0.000% 10/01/2018												
TOYOTA MOTOR CREDIT CORP COMM PAPER	89233HL10	50,000,000.00	TOYOTA			99.43	49,717,000.00	119,777.78	13,444.50	0.25	0.25	2.20
DTD 04/05/2018 0.000% 11/01/2018												
Security Type Sub-Total		777,000,000.00				775,934,472.00	1,861,024.77	23,427.51	0.07	0.07	0.07	1.95
Certificate of Deposit												
BANK OF NOVA SCOTIA CERT DEPOS	06417GM70	25,000,000.00	BNS			100.00	25,000,145.00	145.00	145.00	0.00	0.00	2.00
DTD 03/06/2018 2.140% 08/01/2018												
BANK OF MONTREAL CHICAGO CERT DEPOS	06370RAG4	25,000,000.00	BMO_DIR			100.00	25,000,135.00	135.00	135.00	0.00	0.00	2.00
DTD 06/08/2018 2.110% 08/01/2018												
CBA AUSTRALIA NY FLOATING CERT DEPOS	20271EML0	50,000,000.00	ICAP			100.00	50,000,000.00	0.00	0.00	0.08	0.00	2.24
DTD 07/25/2017 2.242% 08/01/2018												
SVENSKA HANDELSBANKEN NY CERT DEPOS	86958JZP7	50,000,000.00	RBC			100.00	50,000,245.00	(814.83)	245.00	0.00	0.00	2.00
DTD 02/28/2018 2.125% 08/01/2018												
TORONTO DOMINION BANK NY FLOATING CD	89113W5C6	50,000,000.00	TD SEC U			100.01	50,002,800.00	2,800.00	2,800.00	0.08	0.02	1.57
DTD 07/07/2017 2.287% 08/06/2018												
TORONTO DOMINION BANK NY CERT DEPOS	89113XC69	50,000,000.00	TD			100.05	50,024,595.00	24,595.00	24,595.00	0.09	0.09	2.02
DTD 03/28/2018 2.310% 09/04/2018												
SVENSKA HANDELSBANKEN NY CERT DEPOS	86958JC56	50,000,000.00	SVENSKA			100.05	50,024,925.00	24,925.00	24,925.00	0.09	0.09	2.02
DTD 04/10/2018 2.310% 09/04/2018												
BANK OF NOVA SCOTIA HOUSTON FLOATING CD	06417GYW2	25,000,000.00	JEFFERIE			99.95	24,988,250.00	(11,750.00)	(11,750.00)	0.08	0.15	2.18
DTD 09/26/2017 2.280% 09/26/2018												
SWEDBANK NY CERT DEPOS	87019VFD4	25,000,000.00	OTHER			100.07	25,017,627.50	17,627.50	17,627.50	0.17	0.17	2.10
DTD 04/04/2018 2.340% 10/01/2018												



Managed Account Fair Market Value & Analytics

For the Month Ending July 31, 2018

SAN BERNARDINO COUNTY - 76990800

Security Type/Description	Dated Date/Coupon/Maturity	CUSIP	Par	Broker	Next Call Date	Market Price	Market Value	Unreal G/L On Cost	Unreal G/L Amort Cost	Effective Duration	Duration to Worst at Mkt	YTM
Certificate of Deposit												
COMMONWEALTH BANK OF AUSTRALIA NY	20271ENR6	20271ENR6	35,000,000.00	ICAP		100.03	35,010,125.50	10,125.50	10,125.50	0.23	0.23	2.23
CD												
ROYAL BANK OF CANADA NY FLOATING	10/24/2018	78012UDG7	25,000,000.00	ROYAL		100.00	24,999,750.00	(250.00)	(250.00)	0.25	0.26	1.85
CERT D												
BANK OF AMERICA NA CERT DEPOS	11/01/2018	06052TZS2	50,000,000.00	BK AMER		100.04	50,020,325.00	20,325.00	20,325.00	0.25	0.25	2.26
CD												
BANK OF MONTREAL CHICAGO CERT	11/01/2018	06371EZH3	25,000,000.00	BMO_DJR		99.85	24,961,380.50	(38,619.50)	(38,619.50)	0.37	0.37	2.36
DEPOS												
CBA AUSTRALIA NY FLOATING CERT	12/18/2018	20271EMZ9	25,000,000.00	ICAP		99.88	24,970,125.00	(29,875.00)	(29,875.00)	0.08	0.38	2.41
DEPOS												
WESTPAC BANKING CORP NY FLOATING	12/19/2018	96121T5H7	25,000,000.00	JEFFERIE		99.93	24,981,250.00	(18,750.00)	(18,750.00)	0.08	0.38	2.29
CD												
ROYAL BANK OF CANADA NY FLT CERT	12/21/2018	78009N5Z5	25,000,000.00	ROYAL		100.03	25,006,825.00	6,825.00	6,825.00	0.08	0.42	2.09
DEPOS												
SVENSKA HANDELSBANKEN NY LT CD	01/03/2019	86958JHB8	20,700,000.00	CASTLE		99.67	20,632,393.80	18,588.60	(11,974.54)	0.44	0.44	2.13
CD												
NORDEA BK AB (PUBL)/NY CERT DEPOS	01/10/2019	65590AYN0	50,000,000.00	RBC CAP		100.00	50,001,450.00	1,450.00	1,450.00	0.47	0.47	2.44
DEPOS												
TORONTO DOMINION BANK NY CERT	01/24/2019	89113XVC5	25,000,000.00	TOR DOM		99.67	24,916,683.75	(83,316.25)	(83,316.25)	0.48	0.48	2.44
DEPOS												
COMMONWEALTH BANK OF AUSTRALIA NY	01/25/2019	20271ENES	50,000,000.00	ICAP		99.87	49,936,500.00	(63,500.00)	(63,500.00)	0.08	0.56	2.48
FLT C												
BMO HARRIS BANK NA FLOATING CERT	02/27/2019	05574BJT8	25,000,000.00	BMOHAR		99.92	24,979,375.00	(20,625.00)	(20,625.00)	0.08	0.58	2.57
DEPOS												
CD												



Managed Account Fair Market Value & Analytics

For the Month Ending July 31, 2018

SAN BERNARDINO COUNTY - 76990800

Security Type/Description	Dated Date/Coupon/Maturity	CUSIP	Par	Broker	Next Call Date	Market Price	Market Value	Unreal G/L On Cost	Unreal G/L Amort Cost	Effective Duration	Duration to Worst at Mkt	YTM
Certificate of Deposit												
WESTPAC BANKING CORP NY FLT CERT DEPOS		96121T7C6	50,000,000.00	ICAP		100.03	50,016,250.00	16,250.00	16,250.00	0.08	0.59	2.39
DTD 03/06/2018 2.417% 03/06/2019												
ROYAL BANK OF CANADA NY FLT CERT DEPOS		78012UCT0	25,000,000.00	ROYAL		100.08	25,020,350.00	20,350.00	20,350.00	0.25	0.69	2.43
DTD 04/09/2018 2.567% 04/09/2019												
NORDEA BK AB (PUBL)/NY FLOATING CD		65590ATJ5	25,000,000.00	ICAP		100.17	25,042,125.00	42,125.00	42,125.00	0.08	0.72	2.28
DTD 03/14/2018 2.481% 04/22/2019												
BANK OF NOVA SCOTIA HOUSTON FLT CD		06417GR34	25,000,000.00	BNS		100.11	25,028,125.00	28,125.00	28,125.00	0.25	0.74	2.47
DTD 03/29/2018 2.593% 05/01/2019												
BANK OF MONTREAL CHICAGO FLOATING CD		06371E5T0	25,000,000.00	BMO_DIR		99.96	24,989,250.00	(10,750.00)	(10,750.00)	0.08	0.83	2.52
DTD 05/11/2018 2.432% 06/03/2019												
BANK OF MONTREAL CHICAGO FLOATING CD		06371E7H4	25,000,000.00	BMO_DIR		99.93	24,981,500.00	(18,500.00)	(18,500.00)	0.08	0.83	2.51
DTD 06/05/2018 2.382% 06/03/2019												
ROYAL BANK OF CANADA NY FLT CERT DEPOS		78012UDY8	25,000,000.00	ROYAL		100.05	25,011,250.00	11,250.00	11,250.00	0.08	0.83	2.37
DTD 06/05/2018 2.382% 06/03/2019												
WESTPAC BANKING CORP NY FLOAT CERT DEPOS		96121T7M4	25,000,000.00	ICAP		100.03	25,006,500.00	6,500.00	6,500.00	0.08	0.83	2.37
DTD 06/06/2018 2.362% 06/03/2019												
TORONTO DOMINION BANK NY FLT CERT DEPOS		89113X2H6	25,000,000.00	TOR DOM		100.03	25,007,000.00	7,000.00	7,000.00	0.08	0.83	2.37
DTD 06/07/2018 2.372% 06/03/2019												
ROYAL BANK OF CANADA NY FLT CERT DEPOS		78012UDZ5	25,000,000.00	ROYAL		100.05	25,013,000.00	13,000.00	13,000.00	0.08	0.91	2.37
DTD 06/05/2018 2.402% 07/01/2019												
BANK OF NOVA SCOTIA HOUSTON FLT CD		06417GT99	25,000,000.00	BNS		99.92	24,979,750.00	(20,250.00)	(20,250.00)	0.08	0.91	2.52
DTD 06/06/2018 2.402% 07/01/2019												
TORONTO DOMINION BANK NY FLT CERT DEPOS		89113X2J2	25,000,000.00	TOR DOM		99.94	24,985,500.00	(14,500.00)	(14,500.00)	0.08	0.91	2.46
DTD 06/07/2018 2.372% 07/01/2019												



Managed Account Fair Market Value & Analytics

For the Month Ending July 31, 2018

SAN BERNARDINO COUNTY - 76990800

Security Type/Description	Dated Date/Coupon/Maturity	CUSIP	Par	Broker	Next Call Date	Market Price	Market Value	Unreal G/L On Cost	Unreal G/L Amort Cost	Effective Duration	Duration to Worst at Mkt	YTM
Certificate of Deposit												
SVENSKA HANDELSBANKEN NY FLOATING CD		869581H85	50,000,000.00	ICAP		100.15	50,075,750.00	75,750.00	75,750.00	0.08	0.91	2.22
DTD 06/06/2018 2.362% 07/01/2019												
Security Type Sub-Total			1,105,700,000.00			1,105,631,256.05		16,391.02	(13,112.29)	0.14	0.43	2.24
Bank Note												
US BANK NA CINCINNATI CALLABLE BANK NOTE		90331HNU3	10,000,000.00	BARCLAYS	06/24/20	99.89	9,989,280.00	(5,920.00)	(5,965.60)	1.89	1.91	3.11
DTD 07/24/2018 3.050% 07/24/2020												
US BANK NA CALLABLE BANK NOTE		90331HNG4	40,000,000.00	MORGANST	09/23/20	97.68	39,070,640.00	(921,360.00)	(923,360.40)	2.14	2.14	3.14
DTD 10/24/2017 2.050% 10/23/2020												
US BANK NA CINCINNATI CALLABLE BANK NOTE		90331HNP4	15,000,000.00	US BANK	03/26/21	99.72	14,958,210.00	(40,890.00)	(40,966.05)	2.56	2.58	3.26
DTD 04/26/2018 3.150% 04/26/2021												
Security Type Sub-Total			65,000,000.00			64,018,130.00		(968,170.00)	(970,292.05)	2.20	2.21	3.16
Managed Account Sub-Total			6,337,047,000.00			6,283,288,849.76		(36,472,099.89)	(42,317,166.17)	0.94	0.99	2.39
Securities Sub-Total			\$6,337,047,000.00			\$6,283,288,849.76		(\$36,472,099.89)	(\$42,317,166.17)	0.94	0.99	2.39%
Accrued Interest						\$18,781,194.92						
Total Investments						\$6,302,070,044.68						

Bolded items are forward settling trades.



Managed Account Security Transactions & Interest

For the Month Ending July 31, 2018

SAN BERNARDINO COUNTY - 76990800

Transaction Type	Trade	Settle	Security Description	CUSIP	Par	Principal Proceeds	Accrued Interest	Total	Realized G/L Cost	Realized G/L Amort Cost	Sale Method
BUY	07/02/18	07/02/18	CREDIT AGRICOLE CIB NY COMM PAPER	22533UG31	55,000,000.00	(54,997,097.22)	0.00	(54,997,097.22)			
			-- 0.000% 07/03/2018								
	07/03/18	07/03/18	CREDIT AGRICOLE CIB NY COMM PAPER	22533UG56	41,000,000.00	(40,995,672.22)	0.00	(40,995,672.22)			
			DTD 01/05/2018 0.000% 07/05/2018								
	07/05/18	07/05/18	BNP PARIBAS NY BRANCH COMM PAPER	09659CG69	94,000,000.00	(93,995,038.89)	0.00	(93,995,038.89)			
			-- 0.000% 07/06/2018								
	07/06/18	07/06/18	CREDIT AGRICOLE CIB NY COMM PAPER	22533UG98	162,000,000.00	(161,974,350.00)	0.00	(161,974,350.00)			
			DTD 01/08/2018 0.000% 07/09/2018								
	07/09/18	07/09/18	BNP PARIBAS NY BRANCH COMM PAPER	09659CGA0	166,000,000.00	(165,991,238.89)	0.00	(165,991,238.89)			
			DTD 10/31/2017 0.000% 07/10/2018								
	07/10/18	07/10/18	CREDIT AGRICOLE CIB NY COMM PAPER	22533UGB3	161,000,000.00	(160,991,502.78)	0.00	(160,991,502.78)			
			DTD 01/12/2018 0.000% 07/11/2018								
	07/11/18	07/11/18	CREDIT AGRICOLE CIB NY COMM PAPER	22533UGC1	152,000,000.00	(151,991,977.78)	0.00	(151,991,977.78)			
			DTD 05/09/2018 0.000% 07/12/2018								
	07/12/18	07/12/18	CREDIT AGRICOLE CIB NY COMM PAPER	22533UGD9	101,000,000.00	(100,994,669.44)	0.00	(100,994,669.44)			
			DTD 01/29/2018 0.000% 07/13/2018								
	07/12/18	07/12/18	MUFG BANK LTD/NY COMM PAPER	62479MGR8	25,000,000.00	(24,982,215.28)	0.00	(24,982,215.28)			
			DTD 04/17/2018 0.000% 07/25/2018								
	07/13/18	07/13/18	CREDIT AGRICOLE CIB NY COMM PAPER	22533UGG2	83,000,000.00	(82,986,858.33)	0.00	(82,986,858.33)			
			DTD 01/12/2018 0.000% 07/16/2018								
	07/16/18	07/16/18	CREDIT AGRICOLE CIB NY COMM PAPER	22533UGH0	73,000,000.00	(72,996,147.22)	0.00	(72,996,147.22)			
			DTD 04/18/2018 0.000% 07/17/2018								
	07/17/18	07/17/18	BNP PARIBAS NY BRANCH COMM PAPER	09659CGJ1	65,000,000.00	(64,996,569.44)	0.00	(64,996,569.44)			
			-- 0.000% 07/18/2018								
	07/18/18	07/18/18	BNP PARIBAS NY BRANCH COMM PAPER	09659CGK8	35,000,000.00	(34,998,152.78)	0.00	(34,998,152.78)			
			-- 0.000% 07/19/2018								



Managed Account Security Transactions & Interest

For the Month Ending July 31, 2018

SAN BERNARDINO COUNTY - 76990800

Transaction Type	Trade	Settle	Security Description	CUSIP	Par	Principal Proceeds	Accrued Interest	Total	Realized G/L Cost	Realized G/L Amort Cost	Sale Method
BUY	07/18/18	07/25/18	INTL BANK OF RECONSTRUCTION AND DEV NOTE	459058GH0	50,000,000.00	(49,883,000.00)	0.00	(49,883,000.00)			
	07/19/18	07/19/18	DTD 07/25/2018 2.750% 07/23/2021 BNP PARIBAS NY BRANCH COMM PAPER	09659CGL6	55,000,000.00	(54,997,097.22)	0.00	(54,997,097.22)			
	07/19/18	07/19/18	DTD 10/26/2017 0.000% 07/20/2018 MUFG BANK LTD/NY COMM PAPER	62479MH22	45,000,000.00	(44,965,525.00)	0.00	(44,965,525.00)			
	07/20/18	07/20/18	DTD 04/26/2018 0.000% 08/02/2018 BNP PARIBAS NY BRANCH COMM PAPER	09659CGP7	45,000,000.00	(44,992,875.00)	0.00	(44,992,875.00)			
	07/20/18	07/24/18	DTD 10/26/2017 0.000% 07/23/2018 US BANK NA CINCINNATI CALLABLE BANK NOTE	90331HNU3	10,000,000.00	(9,995,200.00)	0.00	(9,995,200.00)			
	07/23/18	07/23/18	DTD 07/24/2018 3.050% 07/24/2020 MUFG BANK LTD/NY COMM PAPER	62479MHF3	35,000,000.00	(34,955,277.78)	0.00	(34,955,277.78)			
	07/23/18	07/23/18	DTD 04/16/2018 0.000% 08/15/2018 BNP PARIBAS NY BRANCH COMM PAPER	09659CGO5	50,000,000.00	(49,997,361.11)	0.00	(49,997,361.11)			
	07/23/18	07/23/18	-- 0.000% 07/24/2018 MUFG BANK LTD/NY COMM PAPER	62479MH89	25,000,000.00	(24,978,111.11)	0.00	(24,978,111.11)			
	07/24/18	07/24/18	DTD 05/01/2018 0.000% 08/08/2018 BNP PARIBAS NY BRANCH COMM PAPER	09659CGR3	9,000,000.00	(8,999,525.00)	0.00	(8,999,525.00)			
	07/24/18	07/24/18	DTD 01/26/2018 0.000% 07/25/2018 BANK OF THE WEST MONEY MARKET FUND	BKOFWEST7	25,000,000.00	(25,000,000.00)	0.00	(25,000,000.00)			
	07/27/18	07/27/18	CALIFORNIA ASSET MANAGEMENT PROGRAM	CAMPF025	13,000,000.00	(13,000,000.00)	0.00	(13,000,000.00)			
	07/27/18	07/27/18	STONECASTLE FICA	FICAMF003	10,000,000.00	(10,000,000.00)	0.00	(10,000,000.00)			
	07/27/18	07/27/18	CREDIT AGRICOLE CIB NY COMM PAPER	22533UGW7	179,000,000.00	(178,971,658.33)	0.00	(178,971,658.33)			
	07/27/18	07/27/18	DTD 01/29/2018 0.000% 07/30/2018 BNP PARIBAS NY BRANCH COMM PAPER	09659CGW2	50,000,000.00	(49,992,083.33)	0.00	(49,992,083.33)			
	07/30/18	07/30/18	DTD 01/26/2018 0.000% 07/30/2018 CREDIT AGRICOLE CIB/US COMM PAPER	22533UGX5	229,000,000.00	(228,987,913.89)	0.00	(228,987,913.89)			
			-- 0.000% 07/31/2018								



Managed Account Security Transactions & Interest

For the Month Ending July 31, 2018

SAN BERNARDINO COUNTY - 76990800

Transaction Type	Trade	Settle	Security Description	CUSIP	Par	Principal Proceeds	Accrued Interest	Total	Realized G/L Cost	Realized G/L Amort Cost	Sale Method
BUY											
	07/31/18	07/31/18	CREDIT AGRICOLE CIB NY COMM PAPER	22533UH14	187,000,000.00	(186,990,130.56)	0.00	(186,990,130.56)			
			DTD 02/02/2018 0.0000% 08/01/2018								
	07/31/18	08/01/18	MUFG BANK LTD/NY COMM PAPER	62479MJ46	50,000,000.00	(49,903,194.44)	0.00	(49,903,194.44)			
			DTD 05/03/2018 0.0000% 09/04/2018								
Transaction Type Sub-Total					2,280,000,000.00	(2,279,500,443.04)	0.00	(2,279,500,443.04)			
INTEREST											
	07/01/18	07/01/18	BANK OF NOVA SCOTIA HOUSTON FLT CD	06417GT99	25,000,000.00	0.00	42,123.08	42,123.08			
			DTD 06/06/2018 2.402% 07/01/2019								
	07/01/18	07/01/18	TORONTO DOMINION BANK NY FLT CERT DEPOS	89113X2J2	25,000,000.00	0.00	40,183.00	40,183.00			
			DTD 06/07/2018 2.372% 07/01/2019								
	07/01/18	07/01/18	BMO HARRIS BANK NA FLOATING CERT DEPOS	05574BJT8	25,000,000.00	0.00	42,123.07	42,123.07			
			DTD 06/06/2018 2.402% 03/01/2019								
	07/01/18	07/01/18	ROYAL BANK OF CANADA NY FLT CERT DEPOS	78012UDZ5	25,000,000.00	0.00	43,107.00	43,107.00			
			DTD 06/05/2018 2.402% 07/01/2019								
	07/01/18	07/01/18	SVENSKA HANDELSBANKEN NY FLOATING CD	86958JH85	50,000,000.00	0.00	82,801.70	82,801.70			
			DTD 06/06/2018 2.362% 07/01/2019								
	07/02/18	07/02/18	BANK OF MONTREAL CHICAGO CERT DEPOS	06371EDH7	25,000,000.00	0.00	353,888.90	353,888.90			
			DTD 07/03/2017 1.400% 07/02/2018								
	07/02/18	07/02/18	CBA AUSTRALIA NY FLOATING CERT DEPOS	20271EML0	50,000,000.00	0.00	91,814.25	91,814.25			
			DTD 07/25/2017 2.242% 08/01/2018								
	07/02/18	07/02/18	WESTPAC BANKING CORP NY FLOATING CD	96121T3P1	25,000,000.00	0.00	149,875.00	149,875.00			
			DTD 07/07/2017 2.398% 07/02/2018								



Managed Account Security Transactions & Interest

For the Month Ending July 31, 2018

SAN BERNARDINO COUNTY - 76990800

Trade	Settle	Transaction Type	Security Description	CUSIP	Par	Principal Proceeds	Accrued Interest	Total	Realized G/L Cost	Realized G/L Amort Cost	Sale Method
INTEREST											
07/02/18	07/02/18	ROYAL BANK OF CANADA NY FLOATING CERT D	ROYAL BANK OF CANADA NY FLOATING CERT D	78012UDG7	25,000,000.00	0.00	123,702.60	123,702.60			
07/02/18	07/02/18	DTD 04/18/2018 2.363% 11/01/2018	NORDEA BK AB (PUBL)/NY CERT DEPOS	65590ATY2	50,000,000.00	0.00	297,736.10	297,736.10			
07/02/18	07/02/18	DTD 03/27/2018 2.210% 07/02/2018	SWEDBANK NY CERT DEPOS	87019VGN1	80,000,000.00	0.00	334,444.48	334,444.48			
07/03/18	07/03/18	DTD 04/23/2018 2.150% 07/02/2018	ROYAL BANK OF CANADA NY FLT CERT DEPOS	78009N5Z5	25,000,000.00	0.00	45,326.60	45,326.60			
07/03/18	07/03/18	DTD 01/03/2018 2.332% 01/03/2019	TORONTO DOMINION BANK NY FLT CERT DEPOS	89113X2H6	25,000,000.00	0.00	41,609.75	41,609.75			
07/03/18	07/03/18	DTD 06/07/2018 2.372% 06/03/2019	BANK OF MONTREAL CHICAGO FLOATING CD	06371E7H4	25,000,000.00	0.00	44,813.23	44,813.23			
07/03/18	07/03/18	DTD 06/05/2018 2.382% 06/03/2019	ROYAL BANK OF CANADA NY FLT CERT DEPOS	78012UDY8	25,000,000.00	0.00	44,813.23	44,813.23			
07/03/18	07/03/18	DTD 06/05/2018 2.382% 06/03/2019	BANK OF MONTREAL CHICAGO FLOATING CD	06371E5T0	25,000,000.00	0.00	47,340.50	47,340.50			
07/03/18	07/03/18	DTD 05/11/2018 2.432% 06/03/2019	WESTPAC BANKING CORP NY FLOAT CERT DEPOS	96121T7M4	25,000,000.00	0.00	42,993.20	42,993.20			
07/05/18	07/05/18	DTD 06/06/2018 2.362% 06/03/2019	ROYAL BANK OF CANADA NY FLT CERT DEPOS	78012UCT0	25,000,000.00	0.00	154,704.82	154,704.82			
07/06/18	07/06/18	DTD 04/09/2018 2.567% 04/09/2019	SWEDBANK NY CERT DEPOS	87019VMD6	40,000,000.00	0.00	14,777.76	14,777.76			
07/06/18	07/06/18	DTD 06/29/2018 1.900% 07/06/2018	WESTPAC BANKING CORP NY FLT CERT DEPOS	96121T7C6	50,000,000.00	0.00	97,623.75	97,623.75			
			DTD 03/06/2018 2.417% 03/06/2019								



Managed Account Security Transactions & Interest

For the Month Ending July 31, 2018

SAN BERNARDINO COUNTY - 76990800

Transaction Type	Trade	Settle	Security Description	CUSIP	Par	Principal Proceeds	Accrued Interest	Total	Realized G/L Cost	Realized G/L Amort Cost	Sale Method
INTEREST											
	07/06/18	07/06/18	TORONTO DOMINION BANK NY FLOATING CD	89113W5C6	50,000,000.00	0.00	92,207.10	92,207.10			
			DTD 07/07/2017 2.287% 08/06/2018								
	07/10/18	07/10/18	SVENSKA HANDELSBANKEN NY LT CD	86958JHB8	20,700,000.00	0.00	196,701.75	196,701.75			
			DTD 01/12/2017 1.890% 01/10/2019								
	07/15/18	07/15/18	US TREASURY N/B NOTES	912828V31	50,000,000.00	0.00	343,750.00	343,750.00			
			DTD 01/17/2017 1.375% 01/15/2020								
	07/16/18	07/16/18	FHLB NOTES	3130AAE46	50,000,000.00	0.00	312,500.00	312,500.00			
			DTD 12/08/2016 1.250% 01/16/2019								
	07/17/18	07/17/18	FREDDIE MAC NOTES	3137EAE5	25,000,000.00	0.00	187,500.00	187,500.00			
			DTD 01/17/2017 1.500% 01/17/2020								
	07/19/18	07/19/18	FEDERAL FARM CREDIT BANKS FLOATING NOTE	3133EIGR4	10,000,000.00	0.00	16,874.50	16,874.50			
			DTD 03/19/2018 2.022% 11/19/2019								
	07/19/18	07/19/18	CBA AUSTRALIA NY FLOATING CERT DEPOS	20271EMZ9	25,000,000.00	0.00	48,436.25	48,436.25			
			DTD 12/19/2017 2.322% 12/19/2018								
	07/19/18	07/19/18	INTL BANK OF RECON AND DEV SN NOTES	459058FE8	50,000,000.00	0.00	219,000.00	219,000.00			
			DTD 04/19/2016 0.875% 07/19/2018								
	07/19/18	07/19/18	INTL BANK OF RECON AND DEV SN NOTES	459058FE8	25,000,000.00	0.00	109,500.00	109,500.00			
			DTD 04/19/2016 0.875% 07/19/2018								
	07/19/18	07/19/18	BANK OF NOVA SCOTIA HOUSTON FLOATING CD	06417GZQ4	25,000,000.00	0.00	46,977.92	46,977.92			
			DTD 10/19/2017 2.255% 07/19/2018								
	07/21/18	07/21/18	FNMA NOTES	3135G0A78	25,000,000.00	0.00	203,125.00	203,125.00			
			DTD 01/12/2015 1.625% 01/21/2020								
	07/23/18	07/23/18	NORDEA BK AB (PUBL)/NY FLOATING CD	65590ATJ5	25,000,000.00	0.00	53,467.03	53,467.03			
			DTD 03/14/2018 2.481% 04/22/2019								
	07/23/18	07/23/18	WESTPAC BANKING CORP NY FLOATING CD	96121T5H7	25,000,000.00	0.00	51,508.45	51,508.45			
			DTD 12/21/2017 2.311% 12/21/2018								



Managed Account Security Transactions & Interest

For the Month Ending July 31, 2018

SAN BERNARDINO COUNTY - 76990800

Transaction Type	Trade	Settle	Security Description	CUSIP	Par	Principal Proceeds	Accrued Interest	Total	Realized G/L Cost	Realized G/L Amort Cost	Sale Method
INTEREST											
	07/23/18	07/23/18	BANK OF MONTREAL CHICAGO CERT DEPOS	06371EJ65	25,000,000.00	0.00	238,819.45	238,819.45			
	07/23/18	07/23/18	DTD 01/23/2018 1.900% 07/23/2018								
	07/23/18	07/23/18	US BANK NA CINCINNATI CERT DEPOS	90333VAV9	50,000,000.00	0.00	475,222.20	475,222.20			
	07/24/18	07/24/18	DTD 01/23/2018 1.880% 07/23/2018								
	07/24/18	07/24/18	FFCB BONDS	3133EHSC8	25,000,000.00	0.00	175,000.00	175,000.00			
	07/25/18	07/25/18	DTD 07/24/2017 1.400% 07/24/2019								
	07/25/18	07/25/18	INTL BANK OF RECON AND DEV	45905JUV4	50,000,000.00	0.00	357,500.00	357,500.00			
	07/25/18	07/25/18	DTD 01/25/2016 1.430% 07/25/2019								
	07/25/18	07/25/18	INTERNATIONAL FINANCE CORPORATION NOTE	45950KCM0	25,000,000.00	0.00	281,250.00	281,250.00			
	07/26/18	07/26/18	DTD 01/25/2018 2.250% 01/25/2021								
	07/26/18	07/26/18	BANK OF NOVA SCOTIA HOUSTON FLOATING CD	06417GYW2	25,000,000.00	0.00	48,078.13	48,078.13			
	07/26/18	07/26/18	DTD 09/26/2017 2.280% 09/26/2018								
	07/26/18	07/26/18	INTL BANK OF RECON AND DEV GLOBAL NOTES	459058EV1	25,000,000.00	0.00	156,250.00	156,250.00			
	07/27/18	07/27/18	DTD 01/28/2016 1.250% 07/26/2019								
	07/27/18	07/27/18	COMMONWEALTH BANK OF AUSTRALIA NY FLTC	20271ENES	50,000,000.00	0.00	99,286.67	99,286.67			
	07/27/18	07/27/18	DTD 02/27/2018 2.357% 02/27/2019								
	07/27/18	07/27/18	FNMA NOTES (EX-CALLABLE) GLOBAL NOTES	3135G0M75	28,325,000.00	0.00	123,921.88	123,921.88			
	07/29/18	07/29/18	DTD 07/27/2016 0.875% 07/27/2018								
	07/29/18	07/29/18	FHLB CALLABLE NOTES	3130ADVF9	25,000,000.00	0.00	281,250.00	281,250.00			
	07/30/18	07/30/18	DTD 01/29/2018 2.250% 01/29/2021								
	07/30/18	07/30/18	JP MORGAN SECURITIES LLC FLT COMM PAPER	46640EGAO	25,000,000.00	0.00	51,819.56	51,819.56			
	07/30/18	07/30/18	DTD 01/29/2018 2.302% 09/28/2018								
	07/30/18	07/30/18	FNMA NOTES	3135G0T60	75,000,000.00	0.00	562,500.00	562,500.00			
	07/31/18	07/31/18	DTD 08/01/2017 1.500% 07/30/2020								
	07/31/18	07/31/18	FIDELITY GOVT MM FUND 2642	31607A703	0.00	0.00	1,560.86	1,560.86			
	07/31/18	07/31/18	BANK OF THE WEST MONEY MARKET FUND	BKOFWEST7	0.00	0.00	351,711.05	351,711.05			



Managed Account Security Transactions & Interest

For the Month Ending July 31, 2018

SAN BERNARDINO COUNTY - 76990800

Transaction Type	Trade	Settle	Security Description	CUSIP	Par	Principal Proceeds	Accrued Interest	Total	Realized G/L Cost	Realized G/L Amort Cost	Sale Method
INTEREST											
	07/31/18	07/31/18	US TREASURY NOTES DTD 02/02/2015 1.500% 01/31/2022	912828H86	50,000,000.00	0.00	375,000.00	375,000.00			
	07/31/18	07/31/18	STONECASTLE FICA	FICAMF003	0.00	0.00	74,825.40	74,825.40			
	07/31/18	07/31/18	FEDERATED GOVT OBLIGATIONS FUND	608919718	0.00	0.00	1,530.76	1,530.76			
	07/31/18	07/31/18	CALIFORNIA ASSET MANAGEMENT PROGRAM	CAMPMF025	0.00	0.00	338,338.79	338,338.79			
	07/31/18	07/31/18	US TREASURY NOTES DTD 07/31/2013 2.000% 07/31/2020	912828VP2	50,000,000.00	0.00	500,000.00	500,000.00			

Transaction Type Sub-Total 1,604,025,000.00 0.00 8,511,214.77 8,511,214.77

MATURITY

	07/02/18	07/02/18	TOYOTA MOTOR CREDIT CORP CP DTD 10/06/2017 0.000% 07/02/2018	89233HG24	50,000,000.00	50,000,000.00	0.00	50,000,000.00	353,625.00	0.00	
	07/02/18	07/02/18	JP MORGAN SECURITIES LLC COMM PAPER	466400G21	25,000,000.00	25,000,000.00	0.00	25,000,000.00	182,291.67	0.00	
	07/02/18	07/02/18	JP MORGAN SECURITIES LLC COMM PAPER	466400G21	25,000,000.00	25,000,000.00	0.00	25,000,000.00	253,229.17	0.00	
	07/02/18	07/02/18	BANK OF MONTREAL CHICAGO CERT DEPOS	06371EDH7	25,000,000.00	25,000,000.00	0.00	25,000,000.00	0.00	0.00	
	07/02/18	07/02/18	CREDIT AGRICOLE CIB NY COMM PAPER	22533UG23	100,000,000.00	100,000,000.00	0.00	100,000,000.00	15,750.00	0.00	
	07/02/18	07/02/18	BANK OF NOVA SCOTIA CERT DEPOS	06417GP28	25,000,000.00	25,000,000.00	170,312.50	25,170,312.50	0.00	0.00	
	07/02/18	07/02/18	WESTPAC BANKING CORP NY FLOATING CD	96121T3P1	25,000,000.00	25,000,000.00	0.00	25,000,000.00	0.00	0.00	
	07/02/18	07/02/18	EXXON MOBIL CORP COMM PAPER	302298G27	30,000,000.00	30,000,000.00	0.00	30,000,000.00	21,125.00	0.00	
	07/02/18	07/02/18	NORDEA BK AB (PUBL)/NY CERT DEPOS	65590ATY2	50,000,000.00	50,000,000.00	0.00	50,000,000.00	0.00	0.00	



Managed Account Security Transactions & Interest

For the Month Ending July 31, 2018

SAN BERNARDINO COUNTY - 76990800

Transaction Type	Trade	Settle	Security Description	CUSIP	Par	Principal Proceeds	Accrued Interest	Total	Realized G/L Cost	Realized G/L Amort Cost	Sale Method
MATURITY											
	07/02/18	07/02/18	DEXIA CREDIT LOCAL SA NY COMM PAPER	25214PCM3	25,000,000.00	25,000,000.00	0.00	25,000,000.00	236,888.89	0.00	
			DTD 12/05/2017 0.000% 07/02/2018								
	07/02/18	07/02/18	BNP PARIBAS NY BRANCH COMM PAPER	09659CG28	25,000,000.00	25,000,000.00	0.00	25,000,000.00	178,250.00	0.00	
			DTD 12/04/2017 0.000% 07/02/2018								
	07/02/18	07/02/18	SWEDBANK NY CERT DEPOS	87019VGN1	80,000,000.00	80,000,000.00	0.00	80,000,000.00	0.00	0.00	
			DTD 04/23/2018 2.150% 07/02/2018								
	07/02/18	07/02/18	SVENSKA HANDELSBANKEN NY CERT DEPOS	86958JA25	25,000,000.00	25,000,000.00	154,583.33	25,154,583.33	0.00	0.00	
			DTD 03/19/2018 2.120% 07/02/2018								
	07/03/18	07/03/18	CREDIT AGRICOLE CIB NY COMM PAPER	22533UG31	55,000,000.00	55,000,000.00	0.00	55,000,000.00	2,902.78	0.00	
			-- 0.000% 07/03/2018								
	07/03/18	07/03/18	MUFG BANK LTD/NY COMM PAPER	62479MG31	35,000,000.00	35,000,000.00	0.00	35,000,000.00	66,013.89	0.00	
			-- 0.000% 07/03/2018								
	07/05/18	07/05/18	CREDIT AGRICOLE CIB NY COMM PAPER	22533UG56	41,000,000.00	41,000,000.00	0.00	41,000,000.00	4,327.78	0.00	
			DTD 01/05/2018 0.000% 07/05/2018								
	07/05/18	07/05/18	MUFG BANK LTD/NY COMM PAPER	62479MG56	65,000,000.00	65,000,000.00	0.00	65,000,000.00	24,645.83	0.00	
			DTD 04/03/2018 0.000% 07/05/2018								
	07/06/18	07/06/18	BNP PARIBAS NY BRANCH COMM PAPER	09659CG69	94,000,000.00	94,000,000.00	0.00	94,000,000.00	4,961.11	0.00	
			-- 0.000% 07/06/2018								
	07/06/18	07/06/18	MUFG BANK LTD/NY COMM PAPER	62479MG64	35,000,000.00	35,000,000.00	0.00	35,000,000.00	13,270.83	0.00	
			DTD 04/05/2018 0.000% 07/06/2018								
	07/06/18	07/06/18	SWEDBANK NY CERT DEPOS	87019VMD6	40,000,000.00	40,000,000.00	0.00	40,000,000.00	0.00	0.00	
			DTD 06/29/2018 1.900% 07/06/2018								
	07/09/18	07/09/18	CREDIT AGRICOLE CIB NY COMM PAPER	22533UG98	50,000,000.00	50,000,000.00	0.00	50,000,000.00	166,055.56	0.00	
			DTD 01/08/2018 0.000% 07/09/2018								
	07/09/18	07/09/18	CREDIT AGRICOLE CIB NY COMM PAPER	22533UG98	162,000,000.00	162,000,000.00	0.00	162,000,000.00	25,650.00	0.00	
			DTD 01/08/2018 0.000% 07/09/2018								
	07/10/18	07/10/18	BNP PARIBAS NY BRANCH COMM PAPER	09659CGA0	166,000,000.00	166,000,000.00	0.00	166,000,000.00	8,761.11	0.00	
			DTD 10/31/2017 0.000% 07/10/2018								



Managed Account Security Transactions & Interest

For the Month Ending July 31, 2018

SAN BERNARDINO COUNTY - 76990800

Transaction Type	Trade	Settle	Security Description	CUSIP	Par	Principal Proceeds	Accrued Interest	Total	Realized G/L Cost	Realized G/L Amort Cost	Sale Method
MATURITY											
	07/10/18	07/10/18	MUFG BANK LTD/NY COMM PAPER -- 0.000% 07/10/2018	62479MGA5	25,000,000.00	25,000,000.00	0.00	25,000,000.00	19,347.22	0.00	0.00
	07/11/18	07/11/18	CREDIT AGRICOLE CIB NY COMM PAPER	22533UGB3	161,000,000.00	161,000,000.00	0.00	161,000,000.00	8,497.22	0.00	0.00
	07/12/18	07/12/18	DTD 01/12/2018 0.000% 07/11/2018 CREDIT AGRICOLE CIB NY COMM PAPER	22533UGC1	152,000,000.00	152,000,000.00	0.00	152,000,000.00	8,022.22	0.00	0.00
	07/13/18	07/13/18	DTD 05/09/2018 0.000% 07/12/2018 CREDIT AGRICOLE CIB NY COMM PAPER	22533UGD9	101,000,000.00	101,000,000.00	0.00	101,000,000.00	5,330.56	0.00	0.00
	07/13/18	07/13/18	DTD 01/29/2018 0.000% 07/13/2018 MUFG BANK LTD/NY COMM PAPER	62479MGD9	30,000,000.00	30,000,000.00	0.00	30,000,000.00	28,475.00	0.00	0.00
	07/16/18	07/16/18	-- 0.000% 07/13/2018 CREDIT AGRICOLE CIB NY COMM PAPER	22533UGG2	83,000,000.00	83,000,000.00	0.00	83,000,000.00	13,141.67	0.00	0.00
	07/17/18	07/17/18	DTD 01/12/2018 0.000% 07/16/2018 CREDIT AGRICOLE CIB NY COMM PAPER	22533UGH0	73,000,000.00	73,000,000.00	0.00	73,000,000.00	3,852.78	0.00	0.00
	07/18/18	07/18/18	DTD 04/18/2018 0.000% 07/17/2018 MUFG BANK LTD/NY COMM PAPER	62479MGJ6	35,000,000.00	35,000,000.00	0.00	35,000,000.00	43,633.33	0.00	0.00
	07/18/18	07/18/18	DTD 04/17/2018 0.000% 07/18/2018 BNP PARIBAS NY BRANCH COMM PAPER	09659CGJ1	65,000,000.00	65,000,000.00	0.00	65,000,000.00	3,430.56	0.00	0.00
	07/19/18	07/19/18	-- 0.000% 07/18/2018 INTL BANK OF RECON AND DEV SN NOTES	459058FE8	25,000,000.00	25,000,000.00	0.00	25,000,000.00	110,193.25	0.00	0.00
	07/19/18	07/19/18	DTD 04/19/2016 0.875% 07/19/2018 INTL BANK OF RECON AND DEV SN NOTES	459058FE8	50,000,000.00	50,000,000.00	0.00	50,000,000.00	88,500.00	0.00	0.00
	07/19/18	07/19/18	DTD 04/19/2016 0.875% 07/19/2018 BANK OF NOVA SCOTIA HOUSTON FLOATING CD	06417GZO4	25,000,000.00	25,000,000.00	0.00	25,000,000.00	0.00	0.00	0.00
	07/19/18	07/19/18	DTD 10/19/2017 2.255% 07/19/2018 BNP PARIBAS NY BRANCH COMM PAPER	09659CGK8	35,000,000.00	35,000,000.00	0.00	35,000,000.00	1,847.22	0.00	0.00
			-- 0.000% 07/19/2018								



Managed Account Security Transactions & Interest

For the Month Ending July 31, 2018

SAN BERNARDINO COUNTY - 76990800

Transaction Type	Trade	Settle	Security Description	CUSIP	Par	Principal Proceeds	Accrued Interest	Total	Realized G/L Cost	Realized G/L Amort Cost	Sale Method
MATURITY											
	07/20/18	07/20/18	BNP PARIBAS NY BRANCH COMM PAPER	09659CGL6	55,000,000.00	55,000,000.00	0.00	55,000,000.00	2,902.78	0.00	0.00
			DTD 10/26/2017 0.000% 07/20/2018								
	07/23/18	07/23/18	BANK OF MONTREAL CHICAGO CERT DEPOS	06371EJ65	25,000,000.00	25,000,000.00	0.00	25,000,000.00	0.00	0.00	0.00
			DTD 01/23/2018 1.900% 07/23/2018								
	07/23/18	07/23/18	BNP PARIBAS NY BRANCH COMM PAPER	09659CGP7	45,000,000.00	45,000,000.00	0.00	45,000,000.00	7,125.00	0.00	0.00
			DTD 10/26/2017 0.000% 07/23/2018								
	07/23/18	07/23/18	US BANK NA CINCINNATI CERT DEPOS	90333WV9	50,000,000.00	50,000,000.00	0.00	50,000,000.00	0.00	0.00	0.00
			DTD 01/23/2018 1.880% 07/23/2018								
	07/24/18	07/24/18	BNP PARIBAS NY BRANCH COMM PAPER	09659CGO5	50,000,000.00	50,000,000.00	0.00	50,000,000.00	2,638.89	0.00	0.00
			-- 0.000% 07/24/2018								
	07/25/18	07/25/18	BNP PARIBAS NY BRANCH COMM PAPER	09659CGR3	9,000,000.00	9,000,000.00	0.00	9,000,000.00	475.00	0.00	0.00
			DTD 01/26/2018 0.000% 07/25/2018								
	07/25/18	07/25/18	AMERICAN HONDA FINANCE COMM PAPER	02665KGR2	45,000,000.00	45,000,000.00	0.00	45,000,000.00	286,000.00	0.00	0.00
			DTD 04/13/2018 0.000% 07/25/2018								
	07/25/18	07/25/18	TOYOTA MOTOR CREDIT CORP COMM PAPER	89233HGR9	50,000,000.00	50,000,000.00	0.00	50,000,000.00	346,263.89	0.00	0.00
			DTD 04/09/2018 0.000% 07/25/2018								
	07/25/18	07/25/18	MJFG BANK LTD/NY COMM PAPER	62479MGR8	25,000,000.00	25,000,000.00	0.00	25,000,000.00	17,784.72	0.00	0.00
			DTD 04/17/2018 0.000% 07/25/2018								
	07/27/18	07/27/18	FNMA NOTES (EX-CALLABLE) GLOBAL NOTES	31335GOM75	28,325,000.00	28,325,000.00	0.00	28,325,000.00	59,482.50	0.00	0.00
			DTD 07/27/2016 0.875% 07/27/2018								
	07/30/18	07/30/18	CREDIT AGRICOLE CIB NY COMM PAPER	22533UGW7	179,000,000.00	179,000,000.00	0.00	179,000,000.00	28,341.67	0.00	0.00
			DTD 01/29/2018 0.000% 07/30/2018								
	07/30/18	07/30/18	BNP PARIBAS NY BRANCH COMM PAPER	09659CGW2	50,000,000.00	50,000,000.00	0.00	50,000,000.00	7,916.67	0.00	0.00
			DTD 01/26/2018 0.000% 07/30/2018								
	07/31/18	07/31/18	CREDIT AGRICOLE CIB/US COMM PAPER	22533UGX5	229,000,000.00	229,000,000.00	0.00	229,000,000.00	12,086.11	0.00	0.00
			-- 0.000% 07/31/2018								

Transaction Type Sub-Total **2,953,325,000.00** **2,953,325,000.00** **324,895.83** **2,953,649,895.83** **2,663,036.88** **0.00**



Managed Account Security Transactions & Interest

For the Month Ending July 31, 2018

SAN BERNARDINO COUNTY - 76990800

Transaction Type	Trade	Settle	Security Description	CUSIP	Par	Principal Proceeds	Accrued Interest	Total	Realized G/L Cost	Realized G/L Amort Cost	Sale Method
SELL											
	07/25/18	07/25/18	STONECASTLE FICA	FICAMF003	25,000,000.00	25,000,000.00	0.00	25,000,000.00	0.00	0.00	FIFO
Transaction Type Sub-Total					25,000,000.00	25,000,000.00	0.00	25,000,000.00	0.00	0.00	
Managed Account Sub-Total					698,824,556.96	8,836,110.60	8,836,110.60	707,660,667.56	2,663,036.88	0.00	
Total Security Transactions					\$698,824,556.96	\$8,836,110.60	\$8,836,110.60	\$707,660,667.56	\$2,663,036.88	\$0.00	

Bolded items are forward settling trades.