



Customer Service
PO Box 11813
Harrisburg, PA 17108-1813

ACCOUNT STATEMENT

For the Month Ending
June 30, 2019

SAN BERNARDINO COUNTY

Client Management Team

Kenneth Schiebel, CFA

Managing Director
213 Market Street
Harrisburg, PA 17101-2141
717-232-2723
schiebelk@pfm.com

Danny A. Nelson

Senior Managing Consultant
190 South LaSalle, Suite 2000
Chicago, IL 60603
312-523-2434
nelsond@pfm.com

Contents

Cover/Disclosures
Summary Statement
Individual Accounts

Accounts included in Statement

76990800 SAN BERNARDINO COUNTY

SAN BERNARDINO COUNTY
PARTH BHATT
268 WEST HOSPITALITY LANE
FIRST FLOOR
SAN BERNARDINO, CA 92415-0360

Online Access www.pfm.com

Customer Service 1-717-232-2723



Important Disclosures

Important Disclosures

This statement is for general information purposes only and is not intended to provide specific advice or recommendations. PFM Asset Management LLC ("PFM") is an investment advisor registered with the Securities and Exchange Commission, and is required to maintain a written disclosure statement of our background and business experience. If you would like to receive a copy of our current disclosure statement, please contact Service Operations at the address below.

Proxy Voting PFM does not normally receive proxies to vote on behalf of its clients. However, it does on occasion receive consent requests. In the event a consent request is received the portfolio manager contacts the client and then proceeds according to their instructions. PFM's Proxy Voting Policy is available upon request by contacting Service Operations at the address below.

Questions About an Account PFM's monthly statement is intended to detail our investment advisory activity as well as the activity of any accounts held by clients in pools that are managed by PFM. The custodian bank maintains the control of assets and executes (i.e., settles) all investment transactions. The custodian statement is the official record of security and cash holdings and transactions. PFM recognizes that clients may use these reports to facilitate record keeping and that the custodian bank statement and the PFM statement should be reconciled and differences resolved. Many custodians use a settlement date basis which may result in the need to reconcile due to a timing difference.

Account Control PFM does not have the authority to withdraw funds from or deposit funds to the custodian. Our clients retain responsibility for their internal accounting policies; implementing and enforcing internal controls and generating ledger entries or otherwise recording transactions.

Market Value Generally, PFM's market prices are derived from closing bid prices as of the last business day of the month as supplied by ICE Data Services or Bloomberg. Where prices are not available from generally recognized sources the securities are priced using a yield-based matrix system to arrive at an estimated market value. Prices that fall between data points are interpolated. Non-negotiable FDIC-insured bank certificates of deposit are priced at par. Although PFM believes the prices to be reliable, the values of the securities do not always represent the prices at which the securities could have been bought or sold. Explanation of the valuation methods for money market and TERM funds is contained in the appropriate fund information statement.

Amortized Cost The original cost of the principal of the security is adjusted for the amount of the periodic reduction of any discount or premium from the purchase date until the date of the report. Discount or premium with respect to short term securities (those with less than one year to maturity at time of issuance) is amortized on a straightline basis. Such discount or premium with respect to longer term securities is amortized using the constant yield basis.

Tax Reporting Cost data and realized gains / losses are provided for informational purposes only. Please review for accuracy and consult your tax advisor to determine the tax consequences of your security transactions. PFM does not report such information to the IRS or other taxing authorities and is not responsible for the accuracy of such information that may be required to be reported to federal, state or other taxing authorities.

Financial Situation In order to better serve you, PFM should be promptly notified of any material change in your investment objective or financial situation.

Callable Securities Securities subject to redemption prior to maturity may be redeemed in whole or in part before maturity, which could affect the yield represented.

Portfolio The securities in this portfolio, including shares of mutual funds, are not guaranteed or otherwise protected by PFM, the FDIC (except for certain non-negotiable certificates of deposit) or any government agency. Investment in securities involves risks, including the possible loss of the amount invested. Actual settlement values, accrued interest, and amortized cost amounts may vary for securities subject to an adjustable interest rate or subject to principal paydowns. Any changes to the values shown may be reflected within the next monthly statement's beginning values.

Rating Information provided for ratings is based upon a good faith inquiry of selected sources, but its accuracy and completeness cannot be guaranteed. Shares of some money market and TERM funds are marketed through representatives of PFM's wholly owned subsidiary, PFM Fund Distributors, Inc. PFM Fund Distributors, Inc. is registered with the SEC as a broker/dealer and is a member of the Financial Industry Regulatory Authority ("FINRA") and the Municipal Securities Rulemaking Board ("MSRB"). You may reach the FINRA by calling the FINRA Regulator Public Disclosure Hotline at 1-888-289-9999 or at the FINRA Regulation Internet website address www.nasdr.com. A brochure describing the FINRA Regulation Public Disclosure Program is also available from the FINRA upon request.

Key Terms and Definitions

Dividends on money market funds consist of interest earned, plus any discount ratably amortized to the date of maturity, plus all realized gains and losses on the sale of securities prior to maturity, less ratable amortization of any premium and all accrued expenses to the fund. Dividends are accrued daily and may be paid either monthly or quarterly. The monthly earnings on this statement represent the estimated dividend accrued for the month for any program that distributes earnings on a quarterly basis. There is no guarantee that the estimated amount will be paid on the actual distribution date.

Current Yield is the net change, exclusive of capital changes and income other than investment income, in the value of a hypothetical fund account with a balance of one share over the seven-day base period including the statement date, expressed as a percentage of the value of one share (normally \$1.00 per share) at the beginning of the seven-day period. This resulting net change in account value is then annualized by multiplying it by

365 and dividing the result by 7. The yields quoted should not be considered a representation of the yield of the fund in the future, since the yield is not fixed.

Average maturity represents the average maturity of all securities and investments of a portfolio, determined by multiplying the par or principal value of each security or investment by its maturity (days or years), summing the products, and dividing the sum by the total principal value of the portfolio. The stated maturity date of mortgage backed or callable securities are used in this statement. However the actual maturity of these securities could vary depending on the level or prepayments on the underlying mortgages or whether a callable security has or is still able to be called.

Monthly distribution yield represents the net change in the value of one share (normally \$1.00 per share) resulting from all dividends declared during the month by a fund expressed as a percentage of the value of one share at the beginning of the month. This resulting net change is then annualized by multiplying it by 365 and dividing it by the number of calendar days in the month.

YTM at Cost The yield to maturity at cost is the expected rate of return, based on the original cost, the annual interest receipts, maturity value and the time period from purchase date to maturity, stated as a percentage, on an annualized basis.

YTM at Market The yield to maturity at market is the rate of return, based on the current market value, the annual interest receipts, maturity value and the time period remaining until maturity, stated as a percentage, on an annualized basis.

Managed Account A portfolio of investments managed discretely by PFM according to the client's specific investment policy and requirements. The investments are directly owned by the client and held by the client's custodian.

Unsettled Trade A trade which has been executed however the final consummation of the security transaction and payment has not yet taken place.

Please review the detail pages of this statement carefully. If you think your statement is wrong, missing account information, or if you need more information about a transaction, please contact PFM within 60 days of receipt. If you have other concerns or questions regarding your account you should contact a member of your client management team or PFM Service Operations at the address below.

PFM Asset Management LLC
Attn: Service Operations
213 Market Street
Harrisburg, PA 17101



Account Statement
For the Month Ending **June 30, 2019**

Consolidated Summary Statement

SAN BERNARDINO COUNTY

Portfolio Summary

Portfolio Holdings	Cash Dividends and Income	Closing Market Value
PFM Managed Account	10,821,709.04	7,124,199,886.01
Cash Balance	0.00	118,986,452.59
Total	\$10,821,709.04	\$7,243,186,338.60

Investment Allocation

Investment Type	Closing Market Value	Percent
Asset-Backed Security	70,062,589.25	0.97
Bank Note	107,674,531.00	1.49
Certificate of Deposit	779,619,849.50	10.76
Commercial Paper	838,273,265.00	11.57
Corporate Note	164,772,406.05	2.27
Federal Agency Bond / Note	1,802,667,300.21	24.89
Federally Insured Cash Account	50,000,000.00	0.69
Joint Powers Authority	200,000,000.00	2.76
Money Market Mutual Fund	385,000,000.00	5.32
NOW Account	225,000,000.00	3.11
Supra-National Agency Bond / Note	523,032,690.00	7.22
Supra-National Discount Note	157,286,780.00	2.17
U.S. Treasury Bond / Note	1,820,810,475.00	25.14
Cash Balance	118,986,452.59	1.64
Total	\$7,243,186,338.60	100.00%



Account Statement
For the Month Ending **June 30, 2019**

Consolidated Summary Statement

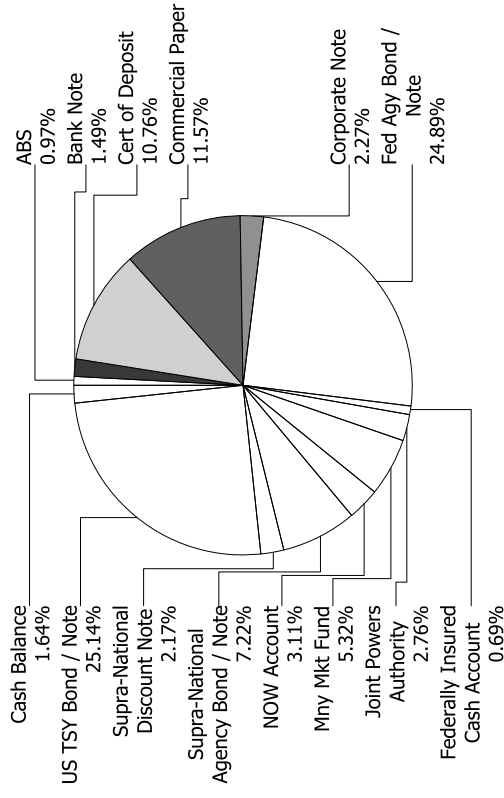
SAN BERNARDINO COUNTY

Maturity Distribution (Fixed Income Holdings)

Portfolio Holdings	Closing Market Value	Percent
Under 30 days	1,773,760,850.09	24.49
31 to 60 days	627,552,143.71	8.66
61 to 90 days	239,701,275.00	3.31
91 to 180 days	610,413,144.00	8.43
181 days to 1 year	984,950,736.50	13.60
1 to 2 years	1,492,247,021.25	20.60
2 to 3 years	645,221,655.80	8.91
3 to 4 years	274,603,605.05	3.79
4 to 5 years	594,735,907.20	8.21
Over 5 years	0.00	0.00
Total	\$7,243,186,338.60	100.00%

Weighted Average Days to Maturity 418

Sector Allocation





Managed Account Summary Statement

For the Month Ending **June 30, 2019**

SAN BERNARDINO COUNTY - 76990800

Transaction Summary - Managed Account

Opening Market Value

Maturities/Calls	\$7,090,180,447.32
Principal Dispositions	(2,842,000,000.00)
Principal Acquisitions	(49,972,656.25)
Unsettled Trades	2,908,720,499.74
Change in Current Value	0.00
	17,271,595.20
Closing Market Value	\$7,124,199,886.01

Earnings Reconciliation (Cash Basis) - Managed Account

Interest/Dividends/Coupons Received	9,521,803.23
Less Purchased Interest Related to Interest/Coupons	(223,750.00)
Plus Net Realized Gains/Losses	1,523,655.81
Total Cash Basis Earnings	\$10,821,709.04

Earnings Reconciliation (Accrual Basis)

	Total
Ending Amortized Value of Securities	7,086,757,379.44
Ending Accrued Interest	26,114,945.13
Plus Proceeds from Sales	50,197,794.37
Plus Proceeds of Maturities/Calls/Principal Payments	2,842,000,000.00
Plus Coupons/Dividends Received	9,296,665.11
Less Cost of New Purchases	(2,908,944,249.74)
Less Beginning Amortized Value of Securities	(7,067,265,487.67)
Less Beginning Accrued Interest	(25,336,128.84)

Total Accrual Basis Earnings

\$12,820,917.80

Cash Transactions Summary - Managed Account

Maturities/Calls	2,842,000,000.00
Sale Proceeds	50,197,794.37
Coupon/Interest/Dividend Income	9,296,665.11
Principal Payments	0.00
Security Purchases	(2,908,944,249.74)
Net Cash Contribution	7,449,790.26
Reconciling Transactions	0.00

Cash Balance

Closing Cash Balance

\$0.00



Portfolio Summary and Statistics

For the Month Ending June 30, 2019

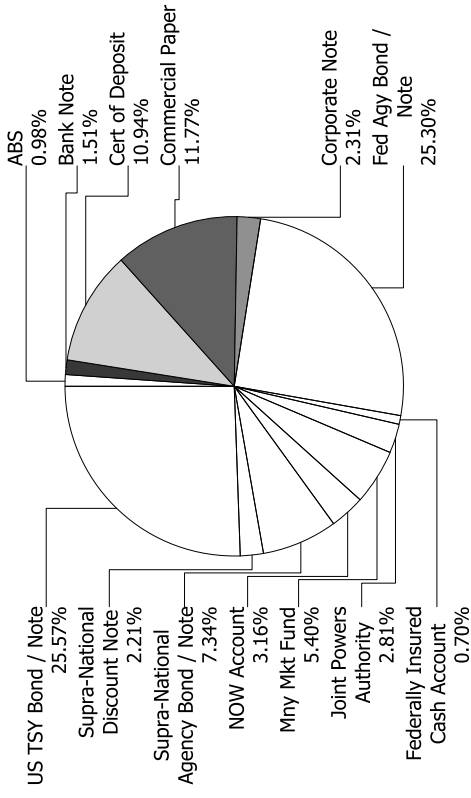
Account Summary

Description	Par Value	Market Value	Percent
U.S. Treasury Bond / Note	1,825,000,000.00	1,820,810,475.00	25.57
Supra-National Discount Note	160,000,000.00	157,286,780.00	2.21
Supra-National Agency Bond / Note	520,000,000.00	523,032,690.00	7.34
NOW Account	225,000,000.00	225,000,000.00	3.16
Money Market Mutual Fund	385,000,000.00	385,000,000.00	5.40
Joint Powers Authority	200,000,000.00	200,000,000.00	2.81
Federally Insured Cash Account	50,000,000.00	50,000,000.00	0.70
Federal Agency Bond / Note	1,788,347,000.00	1,802,667,300.21	25.30
Corporate Note	164,050,000.00	164,772,406.05	2.31
Commercial Paper	840,000,000.00	838,273,265.00	11.77
Certificate of Deposit	780,000,000.00	779,619,849.50	10.94
Bank Note	107,000,000.00	107,674,531.00	1.51
Asset-Backed Security	69,500,000.00	70,062,589.25	0.98
Managed Account Sub-Total	7,113,897,000.00	7,124,199,886.01	100.00%
Accrued Interest		26,114,945.13	
Total Portfolio	7,113,897,000.00	7,150,314,831.14	

Unsettled Trades

0.00 0.00 0.00

Sector Allocation



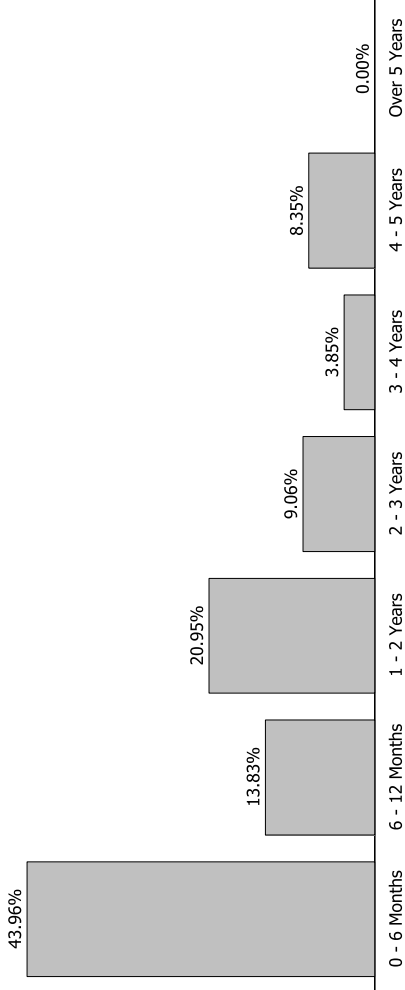


Portfolio Summary and Statistics

For the Month Ending **June 30, 2019**

SAN BERNARDINO COUNTY - 76990800

Maturity Distribution



Characteristics

Yield to Maturity at Cost	2.27%
Yield to Maturity at Market	2.33%
Duration to Worst	1.09
Weighted Average Days to Maturity	424



Managed Account Issuer Summary

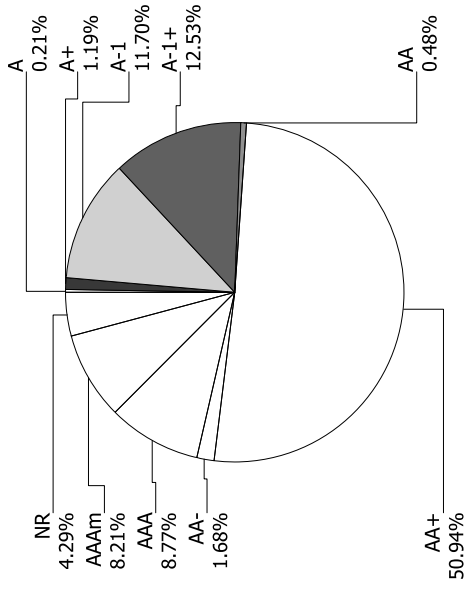
For the Month Ending June 30, 2019

SAN BERNARDINO COUNTY - 76990800

Issuer Summary

Issuer	Market Value of Holdings	Percent
3M COMPANY	17,008,715.00	0.24
BANK OF AMERICA CO	64,487,819.00	0.91
BANK OF MONTREAL	70,005,231.00	0.98
BANK OF NOVA SCOTIA	25,000,000.00	0.35
BANK OF THE WEST	225,000,000.00	3.16
BNP PARIBAS	299,485,275.00	4.20
CAMP	200,000,000.00	2.81
CREDIT AGRICOLE SA	99,754,215.00	1.40
DEERE & COMPANY	15,127,980.00	0.21
EXXON MOBIL CORP	64,916,915.00	0.91
FANNIE MAE	631,985,575.00	8.88
FEDERAL FARM CREDIT BANKS	287,946,025.00	4.04
FEDERAL HOME LOAN BANKS	579,168,305.00	8.13
FEDERATED GOVT OBLIGATIONS FUNDS	1,000,000.00	0.01
FIDELITY TREASURY MF	384,000,000.00	5.39
FREDDIE MAC	303,567,395.21	4.26
HONDA AUTO RECEIVABLES	31,213,081.15	0.44
INTER-AMERICAN DEVELOPMENT BANK	177,471,400.00	2.49
INTERNATIONAL FINANCE CORPORATION	25,132,250.00	0.35
INTL BANK OF RECONSTRUCTION AND DEV	477,715,820.00	6.71
JOHN DEERE OWNER TRUST	10,114,098.40	0.14
JOHNSON & JOHNSON	3,002,592.00	0.04
JP MORGAN CHASE & CO	95,041,327.25	1.33
MICROSOFT CORP	59,642,767.80	0.84
MITSUBISHI UFJ FINANCIAL GROUP INC	139,970,750.00	1.96
NORDEA BANK AB	100,079,880.00	1.40
RABOBANK NEDERLAND	124,725,669.50	1.75
ROYAL BANK OF CANADA	75,032,552.50	1.05
STONECASTLE FICA	50,000,000.00	0.70
SVENSKA HANDELSBANKEN AB	150,088,807.50	2.11
SWEDBANK AB	25,004,582.50	0.35
TORONTO-DOMINION BANK	185,078,477.50	2.60

Credit Quality (S&P Ratings)





For the Month Ending June 30, 2019

Managed Account Issuer Summary

SAN BERNARDINO COUNTY - 76990800

Issuer	Market Value of Holdings	Percent
TOYOTA MOTOR CORP	163,524,789.70	2.30
UNITED STATES TREASURY	1,820,810,475.00	25.57
US BANCORP	107,671,081.00	1.51
WAL-MART STORES INC	34,426,034.00	0.48
Total	\$7,124,199,886.01	100.00%



Managed Account Detail of Securities Held

For the Month Ending **June 30, 2019**

SAN BERNARDINO COUNTY - 76990800

Security Type / Description	Dated Date / Coupon / Maturity	CUSIP	S&P Rating	Moody's Rating	Trade Date	Settle Date	Original Cost	YTM at Cost	Accrued Interest	Amortized Cost	Market Value
U.S. Treasury Bond / Note											
US TREASURY NOTES	DTD 09/15/2016 0.875% 09/15/2019	9128282G4	AA+	Aaa	09/20/17	09/21/17	24,721,679.69	1.45	64,198.37	24,970,711.00	24,927,500.00
US TREASURY NOTES	DTD 10/31/2014 1.500% 10/31/2019	912828F62	AA+	Aaa	12/20/16	12/21/16	24,968,750.00	1.54	63,179.35	24,996,327.75	24,948,250.00
US TREASURY NOTES	DTD 10/31/2014 1.500% 10/31/2019	912828F62	AA+	Aaa	11/16/17	11/17/17	24,899,414.06	1.71	63,179.35	24,982,725.75	24,948,250.00
US TREASURY NOTES	DTD 11/30/2012 1.000% 11/30/2019	912828UB4	AA+	Aaa	11/10/16	11/14/16	24,900,390.63	1.13	21,174.86	24,986,216.50	24,883,800.00
US TREASURY NOTES	DTD 12/15/2016 1.375% 12/15/2019	912828U73	AA+	Aaa	09/26/17	09/27/17	24,948,242.19	1.47	15,027.32	24,989,240.00	24,920,900.00
US TREASURY N/B NOTES	DTD 01/17/2017 1.375% 01/15/2020	912828V31	AA+	Aaa	01/12/18	01/16/18	49,376,953.13	2.01	317,161.60	49,829,553.00	49,808,600.00
US TREASURY NOTES	DTD 02/15/2017 1.375% 02/15/2020	912828W22	AA+	Aaa	01/12/18	01/16/18	49,337,890.63	2.03	258,287.29	49,798,710.00	49,785,150.00
US TREASURY NOTES	DTD 03/02/2015 1.375% 02/29/2020	912828J50	AA+	Aaa	02/01/17	02/02/17	24,858,398.44	1.56	114,894.70	24,968,771.00	24,888,675.00
US TREASURY NOTES	DTD 04/30/2015 1.375% 04/30/2020	912828K58	AA+	Aaa	01/06/17	01/09/17	49,675,781.25	1.58	115,828.80	49,917,002.50	49,736,350.00
US TREASURY NOTES	DTD 04/30/2013 1.125% 04/30/2020	912828VA5	AA+	Aaa	01/31/18	02/01/18	48,820,312.50	2.21	94,769.02	49,556,363.00	49,632,800.00
US TREASURY NOTES	DTD 05/31/2013 1.375% 05/31/2020	912828VF4	AA+	Aaa	03/28/18	03/29/18	49,009,765.63	2.31	58,230.87	49,577,246.50	49,710,950.00
US TREASURY NOTES	DTD 06/01/2015 1.500% 05/31/2020	912828XE5	AA+	Aaa	04/25/18	04/26/18	48,966,796.88	2.52	63,524.59	49,542,552.00	49,769,550.00
US TREASURY NOTES	DTD 07/01/2013 1.875% 06/30/2020	912828VJ6	AA+	Aaa	03/28/18	03/29/18	49,511,718.75	2.32	2,547.55	49,781,405.50	49,957,050.00
US TREASURY NOTES	DTD 07/01/2013 1.875% 06/30/2020	912828VJ6	AA+	Aaa	04/25/18	04/26/18	49,298,828.13	2.54	2,547.55	49,674,702.50	49,957,050.00



For the Month Ending June 30, 2019

Managed Account Detail of Securities Held

SAN BERNARDINO COUNTY - 76990800

Security Type/Description	Dated Date/Coupon/Maturity	CUSIP	S&P Rating	Moody's Rating	Trade Date	Settle Date	Original Cost	YTM at Cost	Accrued Interest	Amortized Cost	Market Value
U.S. Treasury Bond / Note											
US TREASURY NOTES	DTD 07/31/2013 2.000% 07/31/2020	912828VP2	AA+	Aaa	04/25/18	04/26/18	49,404,296.88	2.54	417,127.07	49,711,464.50	50,033,200.00
US TREASURY NOTES	DTD 08/16/2010 2.625% 08/15/2020	912828NT3	AA+	Aaa	12/20/16	12/21/16	25,721,679.69	1.80	246,546.96	25,227,245.75	25,195,300.00
UNITED STATES TREASURY NOTES	DTD 08/31/2018 2.625% 08/31/2020	9128284Y3	AA+	Aaa	12/18/18	12/20/18	49,968,750.00	2.66	438,688.86	49,979,063.50	50,410,150.00
US TREASURY NOTES	DTD 09/30/2015 1.375% 09/30/2020	912828L65	AA+	Aaa	12/18/18	12/20/18	48,888,671.88	2.66	172,814.21	49,214,783.00	49,679,700.00
US TREASURY NOTES	DTD 10/31/2013 1.750% 10/31/2020	912828WC0	AA+	Aaa	10/25/17	10/26/17	49,996,093.75	1.75	147,418.48	49,998,272.00	49,914,050.00
US TREASURY NOTES	DTD 11/30/2015 1.625% 11/30/2020	912828M98	AA+	Aaa	12/20/16	12/21/16	24,755,859.38	1.88	34,409.15	24,910,326.50	24,920,900.00
US TREASURY N/B NOTES	DTD 02/15/2018 2.250% 02/15/2021	9128283X6	AA+	Aaa	03/14/19	03/18/19	49,787,109.38	2.48	422,651.93	49,819,043.00	50,339,850.00
US TREASURY N/B NOTES	DTD 02/15/2018 2.250% 02/15/2021	9128283X6	AA+	Aaa	03/25/19	03/26/19	74,923,828.13	2.30	633,977.90	74,934,873.75	75,509,775.00
US TREASURY NOTES	DTD 02/29/2016 1.125% 02/28/2021	912828P87	AA+	Aaa	11/29/17	11/30/17	24,374,023.44	1.92	94,004.76	24,674,352.50	24,717,775.00
US TREASURY NOTES	DTD 05/31/2016 1.375% 05/31/2021	912828R77	AA+	Aaa	12/20/16	12/21/16	24,334,960.94	2.00	29,115.44	24,706,123.25	24,812,500.00
US TREASURY NOTES	DTD 06/02/2014 2.000% 05/31/2021	912828WN6	AA+	Aaa	12/02/16	12/05/16	50,447,265.63	1.79	84,699.45	50,195,329.50	50,214,850.00
US TREASURY NOTES	DTD 07/31/2014 2.250% 07/31/2021	912828WY2	AA+	Aaa	04/29/19	04/30/19	99,925,781.25	2.28	938,535.91	99,932,250.00	100,992,200.00
US TREASURY NOTES	DTD 09/30/2016 1.125% 09/30/2021	912828T34	AA+	Aaa	11/29/17	11/30/17	24,198,242.19	2.00	70,696.72	24,522,408.25	24,669,925.00
US TREASURY NOTES	DTD 12/01/2014 1.875% 11/30/2021	912828G53	AA+	Aaa	12/20/16	12/21/16	24,734,375.00	2.10	39,702.87	24,866,841.00	25,079,100.00



Managed Account Detail of Securities Held

For the Month Ending **June 30, 2019**

SAN BERNARDINO COUNTY - 76990800

Security Type/Description Dated Date/Coupon/Maturity	CUSIP	S&P Rating	Moody's Rating	Trade Date	Settle Date	Original Cost	YTM at Cost	Accrued Interest	Amortized Cost	Market Value
U.S. Treasury Bond / Note										
US TREASURY NOTES DTD 02/02/2015 1.500% 01/31/2022	912828H86	AA+	Aaa	02/15/17	02/16/17	48,779,296.88	2.02	312,845.30	49,348,799.50	49,718,750.00
US TREASURY N/B NOTES DTD 02/28/2017 1.875% 02/28/2022	912828W55	AA+	Aaa	11/29/17	11/30/17	24,823,242.19	2.05	156,674.59	24,887,525.50	25,092,775.00
US TREASURY NOTES DTD 07/31/2017 1.875% 07/31/2022	9128282P4	AA+	Aaa	04/29/19	04/30/19	98,746,093.75	2.28	782,113.26	98,810,698.00	100,449,200.00
US TREASURY N/B NOTES DTD 11/02/2015 1.875% 10/31/2022	912828M49	AA+	Aaa	11/29/17	11/30/17	24,739,257.81	2.10	78,974.18	24,820,578.50	25,121,100.00
US TREASURY N/B NOTES DTD 05/31/2016 1.625% 05/31/2023	912828R69	AA+	Aaa	04/05/19	04/08/19	48,658,203.13	2.31	68,818.31	48,730,026.00	49,802,750.00
US TREASURY NOTES DTD 06/30/2016 1.375% 06/30/2023	912828S35	AA+	Aaa	04/03/19	04/04/19	48,123,046.88	2.31	1,868.21	48,226,237.50	49,306,650.00
US TREASURY N/B NOTES DTD 07/02/2018 2.625% 06/30/2023	9128284U1	AA+	Aaa	04/05/19	04/08/19	50,634,765.63	2.31	3,566.58	50,602,403.00	51,716,800.00
US TREASURY NOTES DTD 06/30/2016 1.375% 06/30/2023	912828S35	AA+	Aaa	04/15/19	04/16/19	96,035,156.25	2.37	3,736.41	96,224,739.00	98,613,300.00
US TREASURY NOTES DTD 08/01/2016 1.250% 07/31/2023	912828S92	AA+	Aaa	03/27/19	03/28/19	96,265,625.00	2.15	521,408.84	96,482,121.00	98,078,100.00
US TREASURY NOTES DTD 08/31/2016 1.375% 08/31/2023	9128282D1	AA+	Aaa	03/28/19	03/29/19	96,562,500.00	2.20	459,578.80	96,752,818.00	98,546,900.00
Security Type Sub-Total						1,798,123,046.97	2.16	7,414,525.41	1,805,149,849.50	1,820,810,475.00
Supra-National Discount Note										
INTL BANK OF RECON AND DEV DISC NOTE -- 0.000% 05/01/2020	459052WG7	A-1+	P-1	05/29/19	05/29/19	48,939,055.56	2.31	0.00	49,042,639.00	49,178,200.00
INTL BANK OF RECON AND DEV DISC NOTE -- 0.000% 05/01/2020	459052WG7	A-1+	P-1	06/03/19	06/03/19	48,945,500.00	2.33	0.00	49,034,166.50	49,178,200.00
INTL BANK OF RECON AND DEV DISC NOTE -- 0.000% 06/01/2020	459052XP6	A-1+	P-1	06/05/19	06/05/19	58,763,166.67	2.09	0.00	58,852,000.20	58,930,380.00



Managed Account Detail of Securities Held

For the Month Ending **June 30, 2019**

SAN BERNARDINO COUNTY - 76990800

Security Type/Description	Dated Date/Coupon/Maturity	CUSIP	S&P Rating	Moody's Rating	Trade Date	Settle Date	Original Cost	YTM at Cost	Accrued Interest	Amortized Cost	Market Value	
Supra-National Discount Note							156,647,722.23	2.23	0.00	156,928,805.70	157,286,780.00	
Security Type Sub-Total							160,000,000.00					
Supra-National Agency Bond / Note												
INTL BANK OF RECON AND DEV DTD 01/25/2016 1.430% 07/25/2019	45905JUV4	AAA	Aaa	01/13/16	01/25/16	50,000,000.00	1.43	309,833.33	50,000,000.00	49,964,500.00		
INTL BANK OF RECON AND DEV GLOBAL NOTES DTD 01/28/2016 1.250% 07/26/2019	459058EV1	AAA	Aaa	01/21/16	01/28/16	24,879,250.00	1.39	134,548.61	24,997,550.00	24,978,950.00		
INTL BANK OF RECON AND DEV SN NOTE DTD 07/13/2016 0.875% 08/15/2019	459058FK4	AAA	Aaa	07/08/16	07/13/16	49,907,500.00	0.94	165,277.78	49,996,292.50	49,905,450.00		
INTER-AMERICAN DEVELOPMENT BANK DTD 10/15/2015 1.250% 10/15/2019	4581XOCR7	AAA	Aaa	12/02/15	12/07/15	24,651,000.00	1.62	65,972.22	24,973,144.75	24,924,125.00		
INTER-AMERICAN DEVELOPMENT BANK DTD 10/15/2015 1.250% 10/15/2019	4581XOCR7	AAA	Aaa	03/16/16	03/21/16	24,746,000.00	1.54	65,972.22	24,978,944.25	24,924,125.00		
INTL BANK OF RECON AND DEV GLOBAL NOTES DTD 10/27/2016 1.125% 11/27/2019	459058FS7	AAA	Aaa	10/20/16	10/27/16	49,894,500.00	1.20	53,125.00	49,985,893.50	49,775,000.00		
INTL BANK OF RECON AND DEV GLOBAL NOTES DTD 03/30/2016 1.375% 03/30/2020	459058FA6	AAA	Aaa	03/23/16	03/30/16	24,923,500.00	1.45	86,892.36	24,985,379.50	24,866,850.00		
INTL BK RECON & DEVELOP NOTES DTD 03/21/2017 1.875% 04/21/2020	459058FZ1	AAA	Aaa	03/14/17	03/21/17	24,978,250.00	1.90	91,145.83	24,994,157.25	24,951,575.00		
INTER-AMERICAN DEVEL BK NOTE DTD 04/12/2017 1.625% 05/12/2020	4581XOCX4	AAA	Aaa	04/05/17	04/12/17	24,940,750.00	1.70	55,295.14	24,983,059.50	24,903,950.00		
INTL BANK OF RECON AND DEV GLOBAL NOTES DTD 08/29/2017 1.625% 09/04/2020	459058GA5	AAA	Aaa	08/22/17	08/29/17	24,994,750.00	1.63	132,031.25	24,997,914.50	24,904,975.00		



Managed Account Detail of Securities Held

For the Month Ending **June 30, 2019**

SAN BERNARDINO COUNTY - 76990800

Security Type/Description	Dated Date/Coupon/Maturity	CUSIP	S&P Rating	Moody's Rating	Trade Date	Settle Date	Original Cost	YTM at Cost	Accrued Interest	Amortized Cost	Market Value
Supra-National Agency Bond / Note											
INTERNATIONAL FINANCE CORPORATION	45950KCM0	25,000,000.00	AAA	Aaa	01/18/18	01/25/18	24,926,500.00	2.35	243,750.00	24,960,982.00	25,132,250.00
NOTE											
DTD 01/25/2018 2.250% 01/25/2021											
INTER-AMERICAN DEVELOPMENT BANK	4581X0DB1	50,000,000.00	AAA	Aaa	04/12/18	04/19/18	49,890,000.00	2.70	262,500.00	49,932,969.50	50,650,700.00
NOTE											
DTD 04/19/2018 2.625% 04/19/2021											
INTL BANK OF RECONSTRUCTION AND DEV	459058GH0	50,000,000.00	AAA	Aaa	07/18/18	07/25/18	49,883,000.00	2.83	603,472.22	49,918,394.00	50,924,100.00
NOTE											
DTD 07/25/2018 2.750% 07/23/2021											
INTL BANK OF RECON AND DEV GLOBAL	459058GF4	20,000,000.00	AAA	Aaa	12/12/17	12/13/17	19,955,000.00	2.18	21,250.00	19,971,977.80	20,157,640.00
NOTES											
DTD 12/13/2017 2.125% 12/13/2021											
INTER-AMERICAN DEVELOPMENT BANK	4581X0DD7	25,000,000.00	AAA	Aaa	09/20/18	09/26/18	24,944,000.00	3.06	197,916.67	24,954,188.50	25,899,850.00
NOTE											
DTD 09/26/2018 3.000% 09/26/2022											
INTER-AMERICAN DEVELOPMENT BANK	4581X0CC0	25,000,000.00	AAA	Aaa	03/14/19	03/21/19	25,480,000.00	2.55	181,250.00	25,452,235.25	26,168,650.00
NOTE											
DTD 10/04/2013 3.000% 10/04/2023											
Security Type Sub-Total		520,000,000.00					518,994,000.00	1.89	2,670,232.63	520,083,082.80	523,032,690.00
NOW Account											
BANK OF THE WEST MONEY MARKET FUND	BKOFWEST7	2,000.00	NR	NR	12/11/17	12/11/17	2,000.00	2.60	0.00	2,000.00	2,000.00
BANK OF THE WEST MONEY MARKET FUND	BKOFWEST7	14,998,000.00	NR	NR	11/21/16	11/21/16	14,998,000.00	2.60	0.00	14,998,000.00	14,998,000.00
BANK OF THE WEST MONEY MARKET FUND	BKOFWEST7	20,000,000.00	NR	NR	09/22/17	09/22/17	20,000,000.00	2.60	0.00	20,000,000.00	20,000,000.00
BANK OF THE WEST MONEY MARKET FUND	BKOFWEST7	25,000,000.00	NR	NR	07/24/18	07/24/18	25,000,000.00	2.60	0.00	25,000,000.00	25,000,000.00
BANK OF THE WEST MONEY MARKET FUND	BKOFWEST7	35,000,000.00	NR	NR	12/08/16	12/08/16	35,000,000.00	2.60	0.00	35,000,000.00	35,000,000.00
BANK OF THE WEST MONEY MARKET FUND	BKOFWEST7	50,000,000.00	NR	NR	11/28/16	11/28/16	50,000,000.00	2.60	0.00	50,000,000.00	50,000,000.00
BANK OF THE WEST MONEY MARKET FUND	BKOFWEST7	80,000,000.00	NR	NR	05/30/17	05/30/17	80,000,000.00	2.60	0.00	80,000,000.00	80,000,000.00



Managed Account Detail of Securities Held

For the Month Ending June 30, 2019

SAN BERNARDINO COUNTY - 76990800

Security Type/Description	Dated Date/Coupon/Maturity	CUSIP	S&P Rating	Moody's Rating	Trade Date	Settle Date	Original Cost	YTM at Cost	Accrued Interest	Amortized Cost	Market Value
Security Type Sub-Total			225,000,000.00				225,000,000.00	2.60	0.00	225,000,000.00	225,000,000.00
Money Market Mutual Fund											
FEDERATED GOVT OBLIGATIONS FUND	608919718		AAA	Aaa	04/04/19	04/04/19	1,000,000.00	2.24	0.00	1,000,000.00	1,000,000.00
FIDELITY GOVT MM FUND 2642	31607A703		AAA	Aaa	06/28/19	06/28/19	384,000,000.00	2.25	0.00	384,000,000.00	384,000,000.00
Security Type Sub-Total			385,000,000.00				385,000,000.00	2.25	0.00	385,000,000.00	385,000,000.00
Joint Powers Authority											
CALIFORNIA ASSET MANAGEMENT PROGRAM	CAMPMF025		AAA	NR	07/27/18	07/27/18	13,000,000.00	2.45	0.00	13,000,000.00	13,000,000.00
CALIFORNIA ASSET MANAGEMENT PROGRAM	CAMPMF025		AAA	NR	12/08/15	12/08/15	18,000,000.00	2.45	0.00	18,000,000.00	18,000,000.00
CALIFORNIA ASSET MANAGEMENT PROGRAM	CAMPMF025		AAA	NR	08/12/15	08/12/15	24,000,000.00	2.45	0.00	24,000,000.00	24,000,000.00
CALIFORNIA ASSET MANAGEMENT PROGRAM	CAMPMF025		AAA	NR	08/05/15	08/05/15	25,000,000.00	2.45	0.00	25,000,000.00	25,000,000.00
CALIFORNIA ASSET MANAGEMENT PROGRAM	CAMPMF025		AAA	NR	09/24/18	09/24/18	25,000,000.00	2.45	0.00	25,000,000.00	25,000,000.00
CALIFORNIA ASSET MANAGEMENT PROGRAM	CAMPMF025		AAA	NR	09/22/17	09/22/17	45,000,000.00	2.45	0.00	45,000,000.00	45,000,000.00
CALIFORNIA ASSET MANAGEMENT PROGRAM	CAMPMF025		AAA	NR	04/27/16	04/27/16	50,000,000.00	2.45	0.00	50,000,000.00	50,000,000.00
Security Type Sub-Total			200,000,000.00				200,000,000.00	2.45	0.00	200,000,000.00	200,000,000.00
Federally Insured Cash Account											
STONECASTLE FICA	FICAMF003		NR	NR	07/27/18	07/27/18	1,000,000.00	2.37	0.00	1,000,000.00	1,000,000.00
STONECASTLE FICA	FICAMF003		NR	NR	04/04/19	04/04/19	49,000,000.00	2.37	0.00	49,000,000.00	49,000,000.00
Security Type Sub-Total			50,000,000.00				50,000,000.00	2.37	0.00	50,000,000.00	50,000,000.00



Managed Account Detail of Securities Held

For the Month Ending June 30, 2019

SAN BERNARDINO COUNTY - 76990800

Security Type/Description	Dated Date/Coupon/Maturity	CUSIP	S&P Rating	Moody's Rating	Trade Date	Settle Date	Original Cost	YTM at Cost	Accrued Interest	Amortized Cost	Market Value
Federal Agency Bond / Note											
FFCB BONDS	DTD 07/24/2017 1.400% 07/24/2019	3133EHSC8	AA+	Aaa	07/17/17	07/24/17	24,981,750.00	1.44	152,638.89	24,999,410.75	24,985,950.00
FREDDIE MAC GLOBAL NOTES	DTD 07/30/2012 1.250% 08/01/2019	3137EADK2	AA+	Aaa	08/07/15	08/10/15	23,123,989.46	1.50	121,598.96	23,342,203.13	23,327,435.21
FREDDIE MAC NOTES	DTD 07/19/2017 1.375% 08/15/2019	3137EAEH8	AA+	Aaa	09/26/17	09/27/17	9,978,400.00	1.49	51,944.44	9,998,586.80	9,989,340.00
FREDDIE MAC NOTES	DTD 07/19/2017 1.375% 08/15/2019	3137EAEH8	AA+	Aaa	07/18/17	07/19/17	74,889,750.00	1.45	389,583.33	74,993,409.75	74,920,050.00
FNMA NOTES	DTD 09/02/2016 1.000% 08/28/2019	3135G0P49	AA+	Aaa	08/31/16	09/02/16	49,922,000.00	1.05	170,833.33	49,995,813.00	49,905,100.00
FREDDIE MAC GLOBAL NOTES	DTD 10/02/2012 1.250% 10/02/2019	3137EADM8	AA+	Aaa	09/26/17	09/27/17	9,949,000.00	1.51	30,902.78	9,993,526.40	9,975,750.00
FEDERAL HOME LOAN BANK NOTES	DTD 10/13/2017 1.500% 10/21/2019	3130ACM92	AA+	Aaa	10/12/17	10/13/17	49,911,500.00	1.59	145,833.33	49,986,456.50	49,892,100.00
FANNIE MAE GLOBAL NOTES	DTD 10/25/2016 1.000% 10/24/2019	3135G0R39	AA+	Aaa	10/21/16	10/25/16	24,933,000.00	1.09	46,527.78	24,992,887.50	24,907,725.00
FHLB NOTES	DTD 11/17/2016 1.375% 11/15/2019	3130AA3R7	AA+	Aaa	11/16/16	11/17/16	34,991,950.00	1.38	61,493.06	34,998,980.80	34,904,100.00
FEDERAL FARM CREDIT BANKS FLOATING NOTE	DTD 03/19/2018 2.330% 11/19/2019	3133EJGR4	AA+	Aaa	03/09/18	03/19/18	10,000,000.00	1.72	7,767.50	10,000,000.00	9,997,800.00
FFCB NOTES	DTD 12/12/2017 1.875% 12/12/2019	3133EH2S1	AA+	Aaa	12/05/17	12/12/17	49,950,685.50	1.93	49,479.17	49,988,813.50	49,993,600.00
FHLB NOTES	DTD 12/30/2013 2.375% 12/13/2019	3130A0JR2	AA+	Aaa	11/16/17	11/17/17	25,295,700.00	1.79	29,687.50	25,065,152.50	25,014,975.00
FREDDIE MAC NOTES	DTD 01/17/2017 1.500% 01/17/2020	3137EAEES	AA+	Aaa	01/12/17	01/17/17	24,973,000.00	1.54	170,833.33	24,995,008.75	24,911,375.00
FNMA NOTES	DTD 01/12/2015 1.625% 01/21/2020	3135G0A78	AA+	Aaa	12/02/15	12/03/15	25,004,100.00	1.62	180,555.56	25,000,589.00	24,935,350.00



Managed Account Detail of Securities Held

For the Month Ending **June 30, 2019**

SAN BERNARDINO COUNTY - 76990800

Security Type/Description	Dated Date/Coupon/Maturity	CUSIP	S&P Rating	Moody's Rating	Trade Date	Settle Date	Original Cost	YTM at Cost	Accrued Interest	Amortized Cost	Market Value
Federal Agency Bond / Note											
FHLB NOTES	DTD 02/09/2018 2.125% 02/11/2020	31330ADN32	AA+	Aaa	02/08/18	02/09/18	74,862,750.00	2.22	619,791.67	74,957,551.50	75,031,125.00
FNMA NOTES	DTD 02/28/2017 1.500% 02/28/2020	31335G0T29	AA+	Aaa	02/24/17	02/28/17	39,974,400.00	1.52	205,000.00	39,994,285.60	39,846,280.00
FEDERAL HOME LOAN BANKS NOTES	DTD 03/16/2018 2.375% 03/30/2020	31330ADUJ9	AA+	Aaa	03/15/18	03/16/18	29,994,600.00	2.38	180,104.17	29,997,936.60	30,087,120.00
FHLMC AGENCY NOTES	DTD 04/20/2017 1.375% 04/20/2020	31337EAEF2	AA+	Aaa	04/19/17	04/20/17	24,914,500.00	1.49	67,795.14	24,976,758.75	24,873,050.00
FHLMC NOTES	DTD 04/19/2018 2.500% 04/23/2020	31337EAEF7	AA+	Aaa	04/18/18	04/19/18	34,992,300.00	2.51	165,277.78	34,996,826.55	35,153,195.00
FFCB BONDS	DTD 05/08/2017 1.550% 05/08/2020	31333EHJA2	AA+	Aaa	05/02/17	05/08/17	24,986,275.00	1.57	57,048.61	24,996,034.75	24,908,625.00
FEDERAL HOME LOAN BANKS NOTES	DTD 05/21/2018 2.625% 05/28/2020	31330AECJ7	AA+	Aaa	05/18/18	05/21/18	49,982,000.00	2.64	120,312.50	49,991,716.50	50,265,300.00
FNMA NOTES	DTD 08/01/2017 1.500% 07/30/2020	31335G0T60	AA+	Aaa	07/28/17	08/01/17	74,772,750.00	1.60	471,875.00	74,916,831.00	74,625,600.00
FHLB NOTES	DTD 03/14/2018 2.400% 09/14/2020	31330ADT93	AA+	Aaa	03/08/18	03/14/18	9,993,783.00	2.43	71,333.33	9,996,963.90	10,053,350.00
FHLB NOTES	DTD 09/08/2017 1.375% 09/28/2020	31330ACE26	AA+	Aaa	09/07/17	09/08/17	39,871,600.00	1.48	142,083.33	39,947,101.20	39,735,840.00
FEDERAL HOME LOAN BANKS NOTES	DTD 09/07/2018 2.625% 10/01/2020	31330AEWA4	AA+	Aaa	09/06/18	09/07/18	74,838,750.00	2.73	492,187.50	74,900,986.50	75,642,975.00
FANNIE MAE NOTES	DTD 11/01/2018 2.875% 10/30/2020	31335G0U84	AA+	Aaa	10/30/18	11/01/18	49,971,000.00	2.91	243,576.39	49,980,487.50	50,634,850.00
FHLMC NOTES	DTD 11/15/2017 1.875% 11/17/2020	31337EAEK1	AA+	Aaa	11/14/17	11/15/17	49,952,000.00	1.91	114,583.33	49,977,651.50	49,984,250.00
FHLB CALLABLE NOTES	DTD 01/29/2018 2.250% 01/29/2021	31330ADFV9	AA+	Aaa	01/17/18	01/29/18	25,000,000.00	2.25	237,500.00	25,000,000.00	24,991,475.00



Managed Account Detail of Securities Held

For the Month Ending **June 30, 2019**

SAN BERNARDINO COUNTY - 76990800

Security Type/Description Dated Date/Coupon/Maturity	CUSIP	S&P Rating	Moody's Rating	Trade Date	Settle Date	Original Cost	YTM at Cost	Accrued Interest	Amortized Cost	Market Value
Federal Agency Bond / Note										
FREDDIE MAC NOTES DTD 02/16/2018 2.375% 02/16/2021	3137EAE19	AA+	Aaa	02/15/18	02/16/18	49,868,000.00	2.47	445,312.50	49,927,321.50	50,432,950.00
FEDERAL FARM CREDIT BANKS NOTES DTD 04/05/2018 2.540% 04/05/2021	3133EJJD2	AA+	Aaa	04/03/18	04/05/18	50,012,500.00	2.53	303,388.89	50,007,449.00	50,569,400.00
FANNIE MAE NOTES DTD 04/13/2018 2.500% 04/13/2021	3135GOU27	AA+	Aaa	04/12/18	04/13/18	49,925,500.00	2.55	270,833.33	49,955,051.50	50,583,250.00
FEDERAL FARM CREDIT BANK NOTES DTD 11/26/2018 2.875% 05/26/2021	3133EJW70	AA+	Aaa	11/26/18	11/27/18	24,955,750.00	2.95	69,878.47	24,966,013.00	25,507,500.00
FEDERAL FARM CREDIT BANK NOTES DTD 11/26/2018 2.875% 05/26/2021	3133EJW70	AA+	Aaa	11/20/18	11/26/18	49,966,000.00	2.90	139,756.94	49,973,908.50	51,015,000.00
FANNIE MAE NOTES DTD 06/25/2018 2.750% 06/22/2021	3135GOU35	AA+	Aaa	06/22/18	06/25/18	74,982,750.00	2.76	51,562.50	74,988,378.75	76,354,275.00
FEDERAL HOME LOAN BANKS NOTES DTD 10/12/2018 3.000% 10/12/2021	3130AF5B9	AA+	Aaa	10/11/18	10/12/18	49,967,500.00	3.02	329,166.67	49,975,039.00	51,331,800.00
FANNIE MAE NOTES DTD 01/11/2019 2.625% 01/11/2022	3135GOU92	AA+	Aaa	01/09/19	01/11/19	59,956,800.00	2.65	743,750.00	59,963,378.40	61,246,020.00
FEDERAL FARM CREDIT BANK NOTES DTD 01/18/2019 2.600% 01/18/2022	3133EJ5P0	AA+	Aaa	01/16/19	01/18/19	49,957,500.00	2.63	588,611.11	49,963,706.50	50,968,150.00
FANNIE MAE NOTES DTD 04/12/2019 2.250% 04/12/2022	3135GOU59	AA+	Aaa	04/11/19	04/12/19	74,754,000.00	2.36	370,312.50	74,771,469.75	75,942,225.00
FEDERAL HOME LOAN BANK (CALLABLE) NOTES DTD 09/26/2017 2.150% 09/26/2022	3130ACF66	AA+	Aaa	01/28/19	01/29/19	24,398,750.00	2.85	141,840.28	24,465,516.25	24,981,850.00
FEDERAL HOME LOAN BANK NOTES (CALLABLE) DTD 10/26/2018 3.210% 10/26/2022	3130AFAJ6	AA+	Aaa	10/17/18	10/26/18	25,000,000.00	3.21	144,895.83	25,000,000.00	25,404,225.00
FEDERAL HOME LOAN BANKS NOTES DTD 03/01/2018 2.750% 03/10/2023	3130ADRG9	AA+	Aaa	01/07/19	01/09/19	10,042,680.00	2.64	84,791.67	10,038,195.30	10,291,770.00



Managed Account Detail of Securities Held

For the Month Ending June 30, 2019

SAN BERNARDINO COUNTY - 76990800

Security Type/Description	Dated Date/Coupon/Maturity	CUSIP	S&P Rating	Moody's Rating	Trade Date	Settle Date	Original Cost	YTM at Cost	Accrued Interest	Amortized Cost	Market Value
Federal Agency Bond / Note											
FANNIE MAE NOTES	3135GOV34	100,000,000.00	AA+	Aaa	02/07/19	02/08/19	99,628,000.00	2.58	993,055.56	99,655,830.00	103,004,900.00
DTD 02/08/2019 2.500% 02/05/2024											
FHLB BONDS	3130AFW94	50,000,000.00	AA+	Aaa	02/14/19	02/15/19	49,823,000.00	2.58	472,222.22	49,835,600.50	51,540,300.00
DTD 02/15/2019 2.500% 02/13/2024											
Security Type Sub-Total		1,788,347,000.00					1,785,250,262.96	2.21	9,947,526.18	1,786,468,828.18	1,802,667,300.21
Corporate Note											
MICROSOFT CORP NOTES	594918BN3	15,000,000.00	AAA	Aaa	10/30/18	11/01/18	14,811,990.00	2.76	65,541.67	14,974,813.05	14,982,150.00
DTD 08/08/2016 1.100% 08/08/2019											
MICROSOFT CORP NOTES	594918BN3	20,000,000.00	AAA	Aaa	08/01/16	08/08/16	19,979,400.00	1.14	87,388.89	19,999,284.20	19,976,200.00
DTD 08/08/2016 1.100% 08/08/2019											
WAL-MART STORES INC CORP NOTE	931142DY6	7,000,000.00	AA	Aa2	10/11/17	10/20/17	6,999,860.00	1.75	27,902.78	6,999,978.30	6,988,114.00
DTD 10/20/2017 1.750% 10/09/2019											
MICROSOFT CORP NOTES	594918BV5	15,000,000.00	AAA	Aaa	01/30/17	02/06/17	14,989,950.00	1.87	111,770.83	14,997,955.50	14,967,855.00
DTD 02/06/2017 1.850% 02/06/2020											
WAL-MART STORES INC CORP NOTES	93114ZEG4	10,000,000.00	AA	Aa2	06/20/18	06/27/18	9,996,900.00	2.87	6,333.33	9,998,443.40	10,066,980.00
DTD 06/27/2018 2.850% 06/23/2020											
JOHNSON & JOHNSON CORP NOTE	478160CH5	3,000,000.00	AAA	Aaa	11/08/17	11/10/17	2,996,790.00	1.99	8,287.50	2,998,523.52	3,002,592.00
DTD 11/10/2017 1.950% 11/10/2020											
JPMORGAN CHASE & CO CORP NOTE	48125LRK0	2,750,000.00	A+	Aa2	01/15/19	01/17/19	2,729,347.50	2.99	29,837.50	2,733,874.30	2,753,022.25
DTD 02/01/2018 2.604% 02/01/2021											
EXXON MOBIL CORPORATE (CALLABLE) NOTES	30231GAV4	5,000,000.00	AA+	Aaa	11/26/18	11/28/18	4,887,350.00	3.26	37,033.33	4,916,199.50	5,013,855.00
DTD 03/03/2016 2.222% 03/01/2021											
JPMORGAN CHASE & CO CORP NOTE	48125LRN4	7,500,000.00	A+	Aa2	01/15/19	01/17/19	7,474,275.00	3.24	41,789.58	7,479,472.35	7,542,150.00
DTD 04/26/2018 3.086% 04/26/2021											
JOHN DEERE CAPITAL CORP CORP NOTES	24422EUV9	10,000,000.00	A	A2	06/04/19	06/07/19	9,993,200.00	2.34	15,333.33	9,993,422.70	10,027,410.00
DTD 06/07/2019 2.300% 06/07/2021											



Managed Account Detail of Securities Held

For the Month Ending June 30, 2019

SAN BERNARDINO COUNTY - 76990800

Security Type/Description	Dated Date/Coupon/Maturity	CUSIP	S&P Rating	Moody's Rating	Trade Date	Settle Date	Original Cost	YTM at Cost	Accrued Interest	Amortized Cost	Market Value
Corporate Note											
WAL-MART STORES INC CORP NOTES DTD 06/27/2018 3.125% 06/23/2021		931142EJ8	AA	Aa2	06/20/18	06/27/18	6,999,650.00	3.13	4,861.11	6,999,752.55	7,152,740.00
WAL-MART STORES INC CORP NOTES DTD 06/27/2018 3.125% 06/23/2021		931142EJ8	AA	Aa2	06/21/18	06/27/18	10,011,800.00	3.08	6,944.44	10,007,910.50	10,218,200.00
MICROSOFT CORP (CALLABLE) NOTES DTD 08/08/2016 1.550% 08/08/2021		594918BP8	AAA	Aaa	05/14/19	05/16/19	9,607,724.00	2.46	60,338.06	9,618,307.61	9,716,562.80
3M COMPANY DTD 09/14/2018 3.000% 09/14/2021		88579YBA8	AA-	A1	09/11/18	09/14/18	1,995,900.00	3.07	17,833.33	1,996,954.44	2,037,910.00
3M COMPANY CORP (CALLABLE) NOTES DTD 09/19/2016 1.625% 09/19/2021		88579YAU5	AA-	A1	11/05/18	11/07/18	9,571,200.00	3.20	46,041.67	9,665,274.10	9,888,490.00
TOYOTA MOTOR CREDIT CORP CORP NOTES DTD 03/18/2019 2.850% 02/18/2022		89236TFU4	AA-	Aa3	03/13/19	03/18/19	10,000,000.00	2.85	81,541.67	10,000,000.00	10,098,440.00
3M COMPANY BONDS DTD 02/22/2019 2.750% 03/01/2022		88579YBF7	AA-	A1	02/12/19	02/22/19	4,997,650.00	2.77	49,270.83	4,997,932.80	5,082,315.00
JOHN DEERE CAPITAL CORP DTD 03/07/2019 2.950% 04/01/2022		24422EUT4	A	A2	03/04/19	03/07/19	4,997,600.00	2.97	46,708.33	4,997,875.95	5,100,570.00
TOYOTA MOTOR CREDIT CORP DTD 04/12/2019 2.650% 04/12/2022		89236TFX8	AA-	Aa3	04/09/19	04/12/19	9,993,700.00	2.67	58,152.78	9,994,145.70	10,156,850.00
Security Type Sub-Total			164,050,000.00				163,034,286.50	2.50	802,910.96	163,370,120.47	164,772,406.05
Commercial Paper											
BNP PARIBAS NY BRANCH COMM PAPER DTD 10/29/2018 0.000% 07/01/2019		09659CU14	A-1	P-1	03/12/19	03/12/19	49,611,500.00	2.54	0.00	50,000,000.00	49,990,000.00
MUFG BANK LTD/NY COMM PAPER DTD 11/13/2018 0.000% 07/01/2019		62479MU19	A-1	P-1	06/11/19	06/12/19	49,937,722.22	2.36	0.00	50,000,000.00	49,990,250.00
MUFG BANK LTD/NY COMM PAPER DTD 11/13/2018 0.000% 07/01/2019		62479MU19	A-1	P-1	05/28/19	05/28/19	59,861,733.33	2.45	0.00	60,000,000.00	59,988,300.00



Managed Account Detail of Securities Held

For the Month Ending June 30, 2019

SAN BERNARDINO COUNTY - 76990800

Security Type/Description	Dated Date/Coupon/Maturity	CUSIP	S&P Rating	Moody's Rating	Trade Date	Settle Date	Original Cost	YTM at Cost	Accrued Interest	Amortized Cost	Market Value	
Commercial Paper												
BNP PARIBAS NY BRANCH COMM PAPER	DTD 10/29/2018 0.000% 07/01/2019	09659CU14	A-1	P-1	06/27/19	06/27/19	149,961,666.67	2.30	0.00	150,000,000.00	149,970,000.00	
MUFG BANK LTD/NY COMM PAPER	DTD 10/05/2018 0.000% 07/02/2019	62479MU27	A-1	P-1	05/28/19	05/29/19	29,930,866.67	2.45	0.00	29,997,966.60	29,992,200.00	
CREDIT AGRICOLE CIB NY COMM PAPER	DTD 04/05/2019 0.000% 07/08/2019	22533UU84	A-1	P-1	04/04/19	04/04/19	44,705,500.00	2.50	0.00	44,978,300.10	44,970,750.00	
BNP PARIBAS NY BRANCH COMM PAPER	-- 0.000% 07/15/2019	09659CUF3	A-1	P-1	03/27/19	03/27/19	24,807,500.00	2.54	0.00	24,975,500.00	24,971,950.00	
EXXON MOBIL CORP COMM PAPER	-- 0.000% 07/17/2019	30229BUH8	A-1+	P-1	04/01/19	04/02/19	34,743,391.67	2.51	0.00	34,961,266.55	34,957,160.00	
COOPERATIEVE RABOBANK U.A. COMM PAPER	-- 0.000% 07/31/2019	21687BUX7	A-1	P-1	12/11/18	12/12/18	49,101,666.67	2.85	0.00	49,883,333.50	49,890,000.00	
TOYOTA MOTOR CREDIT CORP COMM PAPER	-- 0.000% 08/01/2019	89233HV19	A-1+	P-1	01/31/19	02/01/19	24,665,652.78	2.70	0.00	24,942,736.00	24,944,975.00	
BNP PARIBAS NY BRANCH COMM PAPER	-- 0.000% 08/01/2019	09659CV13	A-1	P-1	02/05/19	02/05/19	24,676,729.17	2.66	0.00	24,943,382.00	24,944,275.00	
EXXON MOBIL CORP COMM PAPER	-- 0.000% 08/01/2019	30229BV12	A-1+	P-1	04/16/19	04/17/19	24,818,180.56	2.49	0.00	24,946,826.50	24,945,900.00	
JP MORGAN SECURITIES LLC COMM PAPER	DTD 11/06/2018 0.000% 08/01/2019	46640OV16	A-1	P-1	01/03/19	01/03/19	49,148,333.33	2.97	0.00	49,874,278.00	49,888,600.00	
TOYOTA MOTOR CREDIT CORP COMM PAPER	DTD 12/19/2018 0.000% 08/07/2019	89233HV76	A-1+	P-1	04/26/19	04/29/19	39,724,444.44	2.50	0.00	39,898,044.40	39,896,440.00	
CREDIT AGRICOLE CIB NY	DTD 12/04/2018 0.000% 08/30/2019	22533UVW0	A-1	P-1	06/25/19	06/25/19	54,765,058.33	2.34	0.00	54,786,416.85	54,783,465.00	
TOYOTA MOTOR CREDIT CORP COMM PAPER	DTD 02/01/2019 0.000% 09/03/2019	89233HW34	A-1+	P-1	03/06/19	03/06/19	24,676,965.28	2.60	0.00	24,885,777.75	24,891,825.00	



Managed Account Detail of Securities Held

For the Month Ending June 30, 2019

SAN BERNARDINO COUNTY - 76990800

Security Type/Description	Dated Date/Coupon/Maturity	CUSIP	S&P Rating	Moody's Rating	Trade Date	Settle Date	Original Cost	YTM at Cost	Accrued Interest	Amortized Cost	Market Value	
Commercial Paper												
JP MORGAN SECURITIES LLC COMM PAPER	466400X14	466400X14	A-1	P-1	04/03/19	04/03/19	24,679,479.17	2.58	0.00	24,837,083.25	24,847,275.00	
DTD 04/02/2019 0.000% 10/01/2019												
TOYOTA MOTOR CREDIT CORP COMM PAPER	89233HY16	89233HY16	A-1+	P-1	04/15/19	04/16/19	24,648,986.11	2.58	0.00	24,783,041.75	24,800,850.00	
DTD 02/20/2019 0.000% 11/01/2019												
BNP PARIBAS NY BRANCH COMM PAPER	09659CY10	09659CY10	A-1	P-1	06/04/19	06/05/19	49,505,402.78	2.41	0.00	49,591,708.50	49,609,050.00	
DTD 05/02/2019 0.000% 11/01/2019												
Security Type Sub-Total							833,970,779.18	2.51	0.00	838,285,661.75	838,273,265.00	
Certificate of Deposit												
ROYAL BANK OF CANADA NY FLT CERT DEPOS	78012UDZ5	78012UDZ5	A-1+	P-1	06/04/18	06/05/18	25,000,000.00	2.33	49,833.35	25,000,000.00	25,000,000.00	
DTD 06/05/2018 2.760% 07/01/2019												
BANK OF NOVA SCOTIA HOUSTON FLT CD	06417GT99	06417GT99	A-1	P-1	06/05/18	06/06/18	25,000,000.00	2.36	49,833.35	25,000,000.00	25,000,000.00	
DTD 06/06/2018 2.760% 07/01/2019												
TORONTO DOMINION BANK NY FLT CERT DEPOS	89113X2J2	89113X2J2	A-1+	P-1	06/06/18	06/07/18	25,000,000.00	2.34	53,083.33	25,000,000.00	25,000,000.00	
DTD 06/07/2018 2.730% 07/01/2019												
SVENSKA HANDELSBANKEN NY FLOATING CD	86958JH85	86958JH85	A-1+	P-1	06/05/18	06/06/18	50,000,000.00	2.32	98,222.24	50,000,000.00	50,000,000.00	
DTD 06/06/2018 2.720% 07/01/2019												
TORONTO DOMINION BANK NY CERT DEPOS	89114WZT7	89114WZT7	A-1+	P-1	04/03/19	04/03/19	35,000,000.00	2.56	221,511.11	35,000,000.00	35,001,270.50	
DTD 04/03/2019 2.560% 07/03/2019												
TORONTO DOMINION BANK NY CERT DEPOS	89114ML62	89114ML62	A-1+	P-1	05/28/19	05/29/19	40,000,000.00	2.44	89,466.67	40,000,000.00	40,003,212.00	
DTD 05/29/2019 2.440% 07/19/2019												
SWEDBANK NY CERT DEPOS	87019VWM5	87019VWM5	A-1+	P-1	03/26/19	03/27/19	25,000,000.00	2.50	166,666.67	25,000,000.00	25,004,582.50	
DTD 03/27/2019 2.500% 07/25/2019												



Managed Account Detail of Securities Held

For the Month Ending June 30, 2019

SAN BERNARDINO COUNTY - 76990800

Security Type/Description	Dated Date/Coupon/Maturity	CUSIP	S&P Rating	Moody's Rating	Trade Date	Settle Date	Original Cost	YTM at Cost	Accrued Interest	Amortized Cost	Market Value
Certificate of Deposit											
SVENSKA HANDELSBANKEN NY CERT DEPOS	8695816E4	8695816E4	A-1+	P-1	03/26/19	03/27/19	25,000,000.00	2.52	168,000.00	25,000,000.00	25,005,322.50
DTD 03/27/2019 2.520% 07/25/2019											
ROYAL BANK OF CANADA NY CERT DEPOS	78012ULW3	78012ULW3	A-1+	P-1	01/29/19	01/29/19	25,000,000.00	2.69	285,812.50	25,000,000.00	25,007,725.00
DTD 01/29/2019 2.690% 08/01/2019											
TORONTO DOMINION BANK NY CERT DEPOS	89114MYN1	89114MYN1	A-1+	P-1	03/21/19	03/21/19	25,000,000.00	2.56	180,979.17	25,000,000.00	25,008,757.50
DTD 03/21/2019 2.555% 08/01/2019											
BANK OF MONTREAL CHICAGO CERT DEPOS	06370RJ42	06370RJ42	A-1	P-1	06/25/19	06/25/19	40,000,000.00	2.38	15,866.67	40,000,000.00	40,003,248.00
DTD 06/25/2019 2.380% 08/01/2019											
NORDEA BANK AB NEW YORK CERT DEPOS	65558TDL6	65558TDL6	A-1+	P-1	01/29/19	01/29/19	50,000,000.00	2.67	567,375.00	50,000,000.00	50,014,515.00
DTD 01/29/2019 2.670% 08/01/2019											
BANK OF MONTREAL CHICAGO CERT DEPOS	06370RJ67	06370RJ67	A-1	P-1	06/25/19	06/25/19	30,000,000.00	2.37	11,850.00	30,000,000.00	30,001,983.00
DTD 06/25/2019 2.370% 08/02/2019											
US BANK NA CINCINNATI CERT DEPOS	90333VYQ7	90333VYQ7	A-1+	P-1	09/04/18	09/05/18	25,000,000.00	2.72	564,777.78	25,000,000.00	25,016,925.00
DTD 09/05/2018 2.720% 09/03/2019											
ROYAL BANK OF CANADA NY CERT DEPOS	78012UMF9	78012UMF9	A-1+	P-1	03/06/19	03/07/19	25,000,000.00	2.61	210,250.00	25,000,000.00	25,024,827.50
DTD 03/07/2019 2.610% 09/03/2019											
TORONTO DOMINION BANK NY CERT DEPOS	89114MV20	89114MV20	A-1+	P-1	06/25/19	06/26/19	35,000,000.00	2.36	11,472.22	35,000,000.00	35,007,262.50
DTD 06/26/2019 2.360% 09/03/2019											
SVENSKA HANDELSBANKEN NY CERT DEPOS	8695815S4	8695815S4	A-1+	P-1	03/04/19	03/04/19	50,000,000.00	2.61	431,375.00	50,000,000.00	50,049,470.00
DTD 03/04/2019 2.610% 09/03/2019											
SVENSKA HANDELSBANKEN NY CERT DEPOS	8695816V6	8695816V6	A-1+	P-1	04/16/19	04/16/19	25,000,000.00	2.56	135,111.11	25,000,000.00	25,034,015.00
DTD 04/16/2019 2.560% 10/01/2019											
NORDEA BANK ABP NEW YORK CERT DEPOS	65558TGP4	65558TGP4	A-1+	P-1	04/15/19	04/15/19	50,000,000.00	2.55	272,708.33	50,000,000.00	50,065,365.00
DTD 04/15/2019 2.550% 10/01/2019											
TORONTO DOMINION BANK NY CERT DEPOS	89114MJN8	89114MJN8	A-1+	P-1	10/18/18	10/19/18	25,000,000.00	3.00	525,000.00	25,000,000.00	25,057,975.00
DTD 10/19/2018 3.000% 11/01/2019											



Managed Account Detail of Securities Held

For the Month Ending **June 30, 2019**

SAN BERNARDINO COUNTY - 76990800

Security Type/Description	Dated Date/Coupon/Maturity	CUSIP	S&P Rating	Moody's Rating	Trade Date	Settle Date	Original Cost	YTM at Cost	Accrued Interest	Amortized Cost	Market Value
Certificate of Deposit											
COOPERATIVE RABOBANK U.A. CERT DEPOS	21685V7E3	25,000,000.00	A-1	P-1	01/08/19	01/09/19	25,000,000.00	2.86	343,597.22	25,000,000.00	25,085,527.50
DTD 01/09/2019 2.860% 01/02/2020											
BANK OF AMERICA NA CERT DEPOS	06052TE97	50,000,000.00	A-1	P-1	05/01/19	05/02/19	50,000,000.00	1.29	212,500.00	50,000,000.00	49,477,724.00
DTD 05/02/2019 2.550% 01/02/2020											
COOPERATIVE RABOBANK U.A. CERT DEPOS	21684XBD7	50,000,000.00	A+	Aa3	06/20/19	06/21/19	50,000,000.00	2.04	28,333.33	50,000,000.00	49,750,142.00
DTD 06/21/2019 2.040% 07/01/2020											
Security Type Sub-Total		780,000,000.00					780,000,000.00	2.42	4,693,625.05	780,000,000.00	779,619,849.50
Bank Note											
US BANK NA CINCINNATI CALLABLE BANK NOTE	90331HNU3	10,000,000.00	AA-	A1	07/20/18	07/24/18	9,995,200.00	3.07	133,013.89	9,997,411.20	10,083,430.00
DTD 07/24/2018 3.050% 07/24/2020											
US BANK NA CALLABLE BANK NOTE	90331HNG4	40,000,000.00	AA-	A1	10/19/17	10/24/17	39,992,000.00	2.06	154,888.89	39,996,436.40	39,930,200.00
DTD 10/24/2017 2.050% 10/23/2020											
JPMORGAN CHASE & CO FLT BK NT (CALLABLE)	48125LRS3	10,000,000.00	A+	Aa2	02/12/19	02/19/19	10,000,000.00	3.11	33,712.35	10,000,000.00	10,010,280.00
DTD 02/19/2019 2.890% 02/19/2021											
US BANK NA CINCINNATI CALLABLE BANK NOTE	90331HNP4	15,000,000.00	AA-	A1	04/24/18	04/26/18	14,999,100.00	3.15	85,312.50	14,999,444.40	15,272,115.00
DTD 04/26/2018 3.150% 04/26/2021											
BANK OF AMERICA CORP NT (FLOAT,CALLABLE)	06050TML3	15,000,000.00	A+	Aa2	05/20/19	05/24/19	15,000,000.00	2.87	44,319.06	15,000,000.00	15,010,095.00
DTD 05/24/2019 2.875% 05/24/2021											
US BANK BANK NOTE (CALLABLE)	90331HNX7	10,000,000.00	AA-	A1	11/13/18	11/16/18	9,986,200.00	3.50	43,125.00	9,988,961.40	10,268,570.00
DTD 11/16/2018 3.450% 11/16/2021											
US BANK NA CINCINNATI (CALLABLE) CORP NT	90331HPC1	7,000,000.00	AA-	A1	05/21/19	05/23/19	6,992,580.00	2.69	19,580.56	6,992,832.42	7,099,841.00
DTD 05/23/2019 2.650% 05/23/2022											



Managed Account Detail of Securities Held

For the Month Ending June 30, 2019

SAN BERNARDINO COUNTY - 76990800

Security Type/Description	Dated Date/Coupon/Maturity	CUSIP	Par	S&P Rating	Moody's Rating	Trade Date	Settle Date	Original Cost	YTM at Cost	Accrued Interest	Amortized Cost	Market Value
Security Type Sub-Total			107,000,000.00					106,965,080.00	2.70	513,952.25	106,975,085.82	107,674,531.00
Asset-Backed Security												
HAROT 2019-1 A2	DTD 02/27/2019 2.750% 09/20/2021	43814WAB1	6,500,000.00	AAA	NR	02/19/19	02/27/19	6,499,581.40	2.75	6,454.86	6,499,635.22	6,523,450.70
TAOT 2019-A A2A	DTD 02/13/2019 2.830% 10/15/2021	89239AAB9	4,000,000.00	AAA	Aaa	02/05/19	02/13/19	3,999,636.80	2.84	5,031.11	3,999,687.96	4,017,109.20
JDOT 2019-A A2	DTD 03/13/2019 2.850% 12/15/2021	47789JAB2	5,500,000.00	NR	Aaa	03/05/19	03/13/19	5,499,749.20	2.85	6,966.67	5,499,773.73	5,532,373.00
HAROT 2019-2 A2	DTD 05/29/2019 2.570% 12/21/2021	43815MAB2	12,000,000.00	NR	Aaa	05/21/19	05/29/19	11,999,980.80	2.57	8,566.67	11,999,986.56	12,036,770.40
TAOT 2019-B A2A	DTD 05/08/2019 2.590% 02/15/2022	89239JAB0	11,500,000.00	AAA	Aaa	04/30/19	05/08/19	11,499,875.80	2.59	13,237.78	11,499,887.42	11,539,718.70
HAROT 2019-1 A3	DTD 02/27/2019 2.830% 03/20/2023	43814WAC9	4,000,000.00	AAA	NR	02/19/19	02/27/19	3,999,892.80	2.83	4,087.78	3,999,903.16	4,057,516.40
HAROT 2019-2 A3	DTD 05/29/2019 2.520% 06/21/2023	43815MAC0	8,500,000.00	NR	Aaa	05/21/19	05/29/19	8,499,682.95	2.52	5,950.00	8,499,691.62	8,595,343.65
JDOT 2019-A A3	DTD 03/13/2019 2.910% 07/15/2023	47789JAD8	4,500,000.00	NR	Aaa	03/05/19	03/13/19	4,499,446.95	2.92	5,820.00	4,499,478.63	4,581,725.40
TAOT 2019-A A3	DTD 02/13/2019 2.910% 07/15/2023	89239AAD5	8,000,000.00	AAA	Aaa	02/05/19	02/13/19	7,998,542.40	2.92	10,346.67	7,998,666.72	8,119,552.80
TAOT 2019-B A3	DTD 05/08/2019 2.570% 08/15/2023	89239JAD6	5,000,000.00	AAA	Aaa	04/30/19	05/08/19	4,999,202.50	2.58	5,711.11	4,999,234.20	5,059,029.00
Security Type Sub-Total			69,500,000.00					69,495,591.60	2.70	72,172.65	69,495,945.22	70,062,589.25
Managed Account Sub-Total			7,113,897,000.00					7,072,480,769.44	2.27	26,114,945.13	7,086,757,379.44	7,124,199,886.01



Managed Account Detail of Securities Held

For the Month Ending **June 30, 2019**

SAN BERNARDINO COUNTY - 76990800

Securities Sub-Total	\$7,113,897,000.00	\$7,072,480,769.44	2.27%	\$26,114,945.13	\$7,086,757,379.44	\$7,124,199,886.01
Accrued Interest				\$26,114,945.13		
Total Investments					\$7,150,314,831.14	



Managed Account Fair Market Value & Analytics

For the Month Ending June 30, 2019

SAN BERNARDINO COUNTY - 76990800

Security Type/Description	Dated Date/Coupon/Maturity	CUSIP	Par	Broker	Next Call Date	Market Price	Market Value	Unreal G/L On Cost	Unreal G/L Amort Cost	Effective Duration	Duration to Worst at Mkt	YTM
U.S. Treasury Bond / Note												
US TREASURY NOTES	DTD 09/15/2016 0.875% 09/15/2019	912828G4	25,000,000.00	BARCLAYS		99.71	24,927,500.00	205,820.31	(43,211.00)	0.21	0.21	2.26
US TREASURY NOTES	DTD 10/31/2014 1.500% 10/31/2019	912828F2	25,000,000.00	MERRILL		99.79	24,948,250.00	(20,500.00)	(48,077.75)	0.33	0.33	2.12
US TREASURY NOTES	DTD 10/31/2014 1.500% 10/31/2019	912828F2	25,000,000.00	DAIWA		99.79	24,948,250.00	48,835.94	(34,475.75)	0.33	0.33	2.12
US TREASURY NOTES	DTD 11/30/2012 1.000% 11/30/2019	912828UB4	25,000,000.00	BMO		99.54	24,883,800.00	(16,590.63)	(102,416.50)	0.41	0.41	2.12
US TREASURY NOTES	DTD 12/15/2016 1.375% 12/15/2019	912828U73	25,000,000.00	SOC GEN		99.68	24,920,900.00	(27,342.19)	(68,340.00)	0.45	0.45	2.07
US TREASURY N/B NOTES	DTD 01/17/2017 1.375% 01/15/2020	912828V31	50,000,000.00	MORGANST		99.62	49,808,600.00	431,646.87	(20,953.00)	0.53	0.53	2.09
US TREASURY NOTES	DTD 02/15/2017 1.375% 02/15/2020	912828W22	50,000,000.00	BARCLAYS		99.57	49,785,150.00	447,259.37	(13,560.00)	0.62	0.62	2.07
US TREASURY NOTES	DTD 03/02/2015 1.375% 02/29/2020	912828J50	25,000,000.00	BNP DIR		99.55	24,888,675.00	30,276.56	(80,096.00)	0.66	0.66	2.05
US TREASURY NOTES	DTD 04/30/2015 1.375% 04/30/2020	912828K58	50,000,000.00	MORGANST		99.47	49,736,350.00	60,568.75	(180,652.50)	0.82	0.82	2.01
US TREASURY NOTES	DTD 04/30/2013 1.125% 04/30/2020	912828VA5	50,000,000.00	BMO		99.27	49,632,800.00	812,487.50	76,437.00	0.82	0.82	2.02
US TREASURY NOTES	DTD 05/31/2013 1.375% 05/31/2020	912828VF4	50,000,000.00	MORGAN_S		99.42	49,710,950.00	701,184.37	133,703.50	0.91	0.91	2.01
US TREASURY NOTES	DTD 06/01/2015 1.500% 05/31/2020	912828XE5	50,000,000.00	BNY		99.54	49,769,550.00	802,753.12	226,998.00	0.91	0.91	2.01
US TREASURY NOTES	DTD 07/01/2013 1.875% 06/30/2020	912828VJ6	50,000,000.00	JEFFERIE		99.91	49,957,050.00	445,331.25	175,644.50	0.99	0.99	1.96
US TREASURY NOTES	DTD 07/01/2013 1.875% 06/30/2020	912828VJ6	50,000,000.00	JPM		99.91	49,957,050.00	658,221.87	282,347.50	0.99	0.99	1.96
US TREASURY NOTES	DTD 07/31/2013 2.000% 07/31/2020	912828VP2	50,000,000.00	BK AMER		100.07	50,033,200.00	628,903.12	321,735.50	1.06	1.06	1.94
US TREASURY NOTES	DTD 08/16/2010 2.625% 08/15/2020	912828NT3	25,000,000.00	BNP DIR		100.78	25,195,300.00	(526,379.69)	(31,945.75)	1.10	1.10	1.92
UNITED STATES TREASURY NOTES	DTD 08/31/2018 2.625% 08/31/2020	9128284Y3	50,000,000.00	BK AMER		100.82	50,410,150.00	441,400.00	431,086.50	1.14	1.14	1.91



Managed Account Fair Market Value & Analytics

For the Month Ending **June 30, 2019**

SAN BERNARDINO COUNTY - 76990800

Security Type/Description	Dated Date/Coupon/Maturity	CUSIP	Par	Broker	Next Call Date	Market Price	Market Value	Unreal G/L On Cost	Unreal G/L Amort Cost	Effective Duration	Duration to Worst at Mkt	YTM
U.S. Treasury Bond / Note												
US TREASURY NOTES	DTD 09/30/2015 1.375% 09/30/2020	912828L65	50,000,000.00	BNP DIR		99.36	49,679,700.00	791,028.12	464,917.00	1.23	1.23	1.89
US TREASURY NOTES	DTD 10/31/2013 1.750% 10/31/2020	912828WC0	50,000,000.00	BARCLAYS		99.83	49,914,050.00	(82,043.75)	(84,222.00)	1.31	1.31	1.88
US TREASURY NOTES	DTD 11/30/2015 1.625% 11/30/2020	912828M98	25,000,000.00	BARCLAYS		99.68	24,920,900.00	165,040.62	10,573.50	1.39	1.39	1.85
US TREASURY N/B NOTES	DTD 02/15/2018 2.250% 02/15/2021	9128283X6	50,000,000.00	INTC		100.68	50,339,850.00	552,740.62	520,807.00	1.58	1.58	1.82
US TREASURY N/B NOTES	DTD 02/15/2018 2.250% 02/15/2021	9128283X6	75,000,000.00	FTN		100.68	75,509,775.00	585,946.87	574,901.25	1.58	1.58	1.82
US TREASURY NOTES	DTD 02/29/2016 1.125% 02/28/2021	912828P87	25,000,000.00	BARCLAYS		98.87	24,717,775.00	343,751.56	43,422.50	1.64	1.64	1.81
US TREASURY NOTES	DTD 05/31/2016 1.375% 05/31/2021	912828R77	25,000,000.00	RBC CAP		99.25	24,812,500.00	477,539.06	106,376.75	1.88	1.88	1.77
US TREASURY NOTES	DTD 06/02/2014 2.000% 05/31/2021	912828WN6	50,000,000.00	BARCLAYS		100.43	50,214,850.00	(232,415.63)	19,520.50	1.87	1.87	1.77
US TREASURY NOTES	DTD 07/31/2014 2.250% 07/31/2021	912828WY2	100,000,000.00	MORGANST		100.99	100,992,200.00	1,066,418.75	1,059,950.00	2.01	2.01	1.76
US TREASURY NOTES	DTD 09/30/2016 1.125% 09/30/2021	912828T34	25,000,000.00	MIZUHO		98.68	24,669,925.00	471,682.81	147,516.75	2.20	2.20	1.73
US TREASURY NOTES	DTD 12/01/2014 1.875% 11/30/2021	912828G53	25,000,000.00	BMO		100.32	25,079,100.00	344,725.00	212,259.00	2.35	2.35	1.74
US TREASURY NOTES	DTD 02/02/2015 1.500% 01/31/2022	912828H86	50,000,000.00	TD SEC U		99.44	49,718,750.00	939,453.12	369,950.50	2.51	2.51	1.72
US TREASURY N/B NOTES	DTD 02/28/2017 1.875% 02/28/2022	912828W55	25,000,000.00	CITIGRP		100.37	25,092,775.00	269,532.81	205,249.50	2.58	2.58	1.73
US TREASURY NOTES	DTD 07/31/2017 1.875% 07/31/2022	9128282P4	100,000,000.00	RBC		100.45	100,449,200.00	1,703,106.25	1,638,502.00	2.96	2.96	1.72
US TREASURY N/B NOTES	DTD 11/02/2015 1.875% 10/31/2022	912828M49	25,000,000.00	BMO_DIR		100.48	25,121,100.00	381,842.19	300,521.50	3.21	3.21	1.72
US TREASURY N/B NOTES	DTD 05/31/2016 1.625% 05/31/2023	912828R69	50,000,000.00	DEUTSCHE		99.61	49,802,750.00	1,144,546.87	1,072,724.00	3.77	3.77	1.73
US TREASURY NOTES	DTD 06/30/2016 1.375% 06/30/2023	912828S35	50,000,000.00	WELLSFAR		98.61	49,306,650.00	1,183,603.12	1,080,412.50	3.87	3.87	1.74



Managed Account Fair Market Value & Analytics

For the Month Ending **June 30, 2019**

SAN BERNARDINO COUNTY - 76990800

Security Type/Description	Dated Date/Coupon/Maturity	CUSIP	Par	Broker	Next Call Date	Market Price	Market Value	Unreal G/L On Cost	Unreal G/L Amort Cost	Effective Duration	Duration to Worst at Mkt	YTM
U.S. Treasury Bond / Note												
US TREASURY N/B NOTES	DTD 07/02/2018 2.625% 06/30/2023	9128284U1	50,000,000.00	SOC GEN		103.43	51,716,800.00	1,082,034.37	1,114,397.00	3.79	3.79	1.73
US TREASURY NOTES	DTD 06/30/2016 1.375% 06/30/2023	912828S35	100,000,000.00	SOC GEN		98.61	98,613,300.00	2,578,143.75	2,388,561.00	3.87	3.87	1.74
US TREASURY NOTES	DTD 08/01/2016 1.250% 07/31/2023	912828S92	100,000,000.00	BNP		98.08	98,078,100.00	1,812,475.00	1,595,979.00	3.94	3.94	1.74
US TREASURY NOTES	DTD 08/31/2016 1.375% 08/31/2023	9128282D1	100,000,000.00	MORGANST		98.55	98,546,900.00	1,984,400.00	1,794,082.00	4.01	4.01	1.74
Security Type Sub-Total			1,825,000,000.00				1,820,810,475.00	22,687,428.03	15,660,625.50	2.03	2.03	1.86

Supra-National Discount Note												
INTL BANK OF RECON AND DEV DISC NOTE	-- 0.000% 05/01/2020	459052WG7	50,000,000.00	OTHER		98.36	49,178,200.00	239,144.44	135,561.00	0.83	0.83	1.97
INTL BANK OF RECON AND DEV DISC NOTE	-- 0.000% 05/01/2020	459052WG7	50,000,000.00	CASTLE		98.36	49,178,200.00	232,700.00	144,033.50	0.83	0.83	1.97
INTL BANK OF RECON AND DEV DISC NOTE	-- 0.000% 05/01/2020	459052XP6	60,000,000.00	CASTLE		98.22	58,930,380.00	167,213.33	78,379.80	0.91	0.91	1.94
Security Type Sub-Total			160,000,000.00				157,286,780.00	639,057.77	357,974.30	0.86	0.86	1.96

Supra-National Agency Bond / Note												
INTL BANK OF RECON AND DEV	DTD 01/25/2016 1.430% 07/25/2019	45905UUV4	50,000,000.00	TOR DOM		99.93	49,964,500.00	(35,500.00)	(35,500.00)	0.07	0.07	2.44
INTL BANK OF RECON AND DEV GLOBAL NOTES	DTD 01/28/2016 1.250% 07/26/2019	459058EV1	25,000,000.00	BARCLAYS		99.92	24,978,950.00	99,700.00	(18,600.00)	0.07	0.07	2.41
INTL BANK OF RECON AND DEV SN NOTE	DTD 07/13/2016 0.875% 08/15/2019	459058FK4	50,000,000.00	TOR DOM		99.81	49,905,450.00	(2,050.00)	(90,842.50)	0.12	0.12	2.38
INTER-AMERICAN DEVELOPMENT BANK	DTD 10/15/2015 1.250% 10/15/2019	4581XOCR7	25,000,000.00	DEUTSCHE		99.70	24,924,125.00	273,125.00	(49,019.75)	0.29	0.29	2.29



Managed Account Fair Market Value & Analytics

For the Month Ending **June 30, 2019**

SAN BERNARDINO COUNTY - 76990800

Security Type/Description	Dated Date/Coupon/Maturity	CUSIP	Par	Broker	Next Call Date	Market Price	Market Value	Unreal G/L On Cost	Unreal G/L Amort Cost	Effective Duration	Duration to Worst at Mkt	YTM
Supra-National Agency Bond / Note												
INTER-AMERICAN DEVELOPMENT BANK DTD 10/15/2015 1.250% 10/15/2019		4581X0CR7	25,000,000.00	TOR DOM		99.70	24,924,125.00	178,125.00	(54,819.25)	0.29	0.29	2.29
INTL BANK OF RECON AND DEV GLOBAL NOTES		459058FS7	50,000,000.00	CITIGRP		99.55	49,775,000.00	(119,500.00)	(210,893.50)	0.40	0.40	2.23
INTL BANK OF RECON AND DEV GLOBAL NOTES		459058FA6	25,000,000.00	TOR DOM		99.47	24,866,850.00	(56,650.00)	(118,529.50)	0.74	0.74	2.09
INTL BK RECON & DEVELOP NOTES DTD 03/21/2017 1.875% 04/21/2020		459058FZ1	25,000,000.00	BNP		99.81	24,951,575.00	(26,675.00)	(42,582.25)	0.80	0.80	2.12
INTER-AMERICAN DEVEL BK NOTE DTD 04/12/2017 1.625% 05/12/2020		4581X0CX4	25,000,000.00	RBC		99.62	24,903,950.00	(36,800.00)	(79,109.50)	0.85	0.85	2.07
INTL BANK OF RECON AND DEV GLOBAL NOTES		459058GA5	25,000,000.00	JPMCHASE		99.62	24,904,975.00	(89,775.00)	(92,939.50)	1.15	1.15	1.95
INTERNATIONAL FINANCE CORPORATION NOTE		45950KCM0	25,000,000.00	BK AMER		100.53	25,132,250.00	205,750.00	171,268.00	1.52	1.52	1.91
INTER-AMERICAN DEVELOPMENT BANK NOTE		4581X0DB1	50,000,000.00	CITIGRP		101.30	50,650,700.00	760,700.00	717,730.50	1.75	1.75	1.89
INTL BANK OF RECONSTRUCTION AND DEV NOTE		459058GH0	50,000,000.00	MORGANST		101.85	50,924,100.00	1,041,100.00	1,005,706.00	1.98	1.98	1.83
INTL BANK OF RECON AND DEV GLOBAL NOTES		459058GF4	20,000,000.00	DEUTSCHE		100.79	20,157,640.00	202,640.00	185,662.20	2.38	2.38	1.79
INTER-AMERICAN DEVELOPMENT BANK NOTE		4581X0DD7	25,000,000.00	JPMCHASE		103.60	25,899,850.00	955,850.00	945,661.50	3.06	3.06	1.85
INTL BANK OF RECON AND DEV GLOBAL NOTE		4581X0CC0	25,000,000.00	BMO		104.67	26,168,650.00	688,650.00	716,414.75	3.97	3.97	1.85
INTL BANK OF RECON AND DEV GLOBAL NOTE		4581X0CC0	25,000,000.00	BMO		104.67	26,168,650.00	688,650.00	716,414.75	3.97	3.97	1.85



Managed Account Fair Market Value & Analytics

For the Month Ending **June 30, 2019**

SAN BERNARDINO COUNTY - 76990800

Security Type/Description	CUSIP	Par	Broker	Next Call Date	Market Price	Market Value	Unreal G/L On Cost	Unreal G/L Amort Cost	Effective Duration	Duration to Worst at Mkt	YTM
Security Type Sub-Total		520,000,000.00			523,032,690.00	4,038,690.00	2,949,607.20	1.13	1.13	2.10	

NOW Account

BANK OF THE WEST MONEY MARKET FUND	BKOFWEST7	2,000.00	DIRECT		1.00	2,000.00	0.00	0.00	0.00	0.00	2.60
BANK OF THE WEST MONEY MARKET FUND	BKOFWEST7	14,998,000.00	DIRECT		1.00	14,998,000.00	0.00	0.00	0.00	0.00	2.60
BANK OF THE WEST MONEY MARKET FUND	BKOFWEST7	20,000,000.00	DIRECT		1.00	20,000,000.00	0.00	0.00	0.00	0.00	2.60
BANK OF THE WEST MONEY MARKET FUND	BKOFWEST7	25,000,000.00	DIRECT		1.00	25,000,000.00	0.00	0.00	0.00	0.00	2.60
BANK OF THE WEST MONEY MARKET FUND	BKOFWEST7	35,000,000.00	DIRECT		1.00	35,000,000.00	0.00	0.00	0.00	0.00	2.60
BANK OF THE WEST MONEY MARKET FUND	BKOFWEST7	50,000,000.00	DIRECT		1.00	50,000,000.00	0.00	0.00	0.00	0.00	2.60
BANK OF THE WEST MONEY MARKET FUND	BKOFWEST7	80,000,000.00	DIRECT		1.00	80,000,000.00	0.00	0.00	0.00	0.00	2.60
Security Type Sub-Total		225,000,000.00			225,000,000.00	0.00	0.00	0.00	0.00	0.00	2.60

Money Market Mutual Fund

FEDERATED GOVT OBLIGATIONS FUND	608919718	1,000,000.00			1.00	1,000,000.00	0.00	0.00	0.00	0.00	2.24
FIDELITY GOV'T MM FUND 2642	31607A703	384,000,000.00			1.00	384,000,000.00	0.00	0.00	0.00	0.00	2.25
Security Type Sub-Total		385,000,000.00			385,000,000.00	0.00	0.00	0.00	0.00	0.00	2.25

Joint Powers Authority

CALIFORNIA ASSET MANAGEMENT PROGRAM	CAMPMF025	13,000,000.00	DIRECT		1.00	13,000,000.00	0.00	0.00	0.00	0.00	2.45
CALIFORNIA ASSET MANAGEMENT PROGRAM	CAMPMF025	18,000,000.00	DIRECT		1.00	18,000,000.00	0.00	0.00	0.00	0.00	2.45
CALIFORNIA ASSET MANAGEMENT PROGRAM	CAMPMF025	24,000,000.00	DIRECT		1.00	24,000,000.00	0.00	0.00	0.00	0.00	2.45
CALIFORNIA ASSET MANAGEMENT PROGRAM	CAMPMF025	25,000,000.00	DIRECT		1.00	25,000,000.00	0.00	0.00	0.00	0.00	2.45
CALIFORNIA ASSET MANAGEMENT PROGRAM	CAMPMF025	25,000,000.00	DIRECT		1.00	25,000,000.00	0.00	0.00	0.00	0.00	2.45
CALIFORNIA ASSET MANAGEMENT PROGRAM	CAMPMF025	45,000,000.00	DIRECT		1.00	45,000,000.00	0.00	0.00	0.00	0.00	2.45
CALIFORNIA ASSET MANAGEMENT PROGRAM	CAMPMF025	50,000,000.00	DIRECT		1.00	50,000,000.00	0.00	0.00	0.00	0.00	2.45
Security Type Sub-Total		200,000,000.00			200,000,000.00	0.00	0.00	0.00	0.00	0.00	2.45



Managed Account Fair Market Value & Analytics

For the Month Ending June 30, 2019

SAN BERNARDINO COUNTY - 76990800

Security Type/Description	CUSIP	Par	Broker	Next Call Date	Market Price	Market Value	Unreal G/L On Cost	Unreal G/L Amort Cost	Effective Duration	Duration to Worst at Mkt	YTM
Federally Insured Cash Account											
STONECASTLE FICA	FICAMF003	1,000,000.00	DIRECT		1.00	1,000,000.00	0.00	0.00	0.00	0.00	2.37
STONECASTLE FICA	FICAMF003	49,000,000.00	DIRECT		1.00	49,000,000.00	0.00	0.00	0.00	0.00	2.37
Security Type Sub-Total		50,000,000.00			50,000,000.00		0.00	0.00	0.00	0.00	2.37
Federal Agency Bond / Note											
FFCB BONDS	3133EHSC8	25,000,000.00	OTHER		99.94	24,985,950.00	4,200.00	(13,460.75)	0.07	0.07	2.23
DTD 07/24/2017 1.400% 07/24/2019											
FREDDIE MAC GLOBAL NOTES	3137EADK2	23,347,000.00	MORGANST		99.92	23,327,435.21	203,445.75	(14,767.92)	0.09	0.09	2.21
DTD 07/30/2012 1.250% 08/01/2019											
FREDDIE MAC NOTES	3137EAEH8	10,000,000.00	BNY		99.89	9,989,340.00	10,940.00	(9,246.80)	0.12	0.12	2.22
DTD 07/19/2017 1.375% 08/15/2019											
FREDDIE MAC NOTES	3137EAEH8	75,000,000.00	JPM		99.89	74,920,050.00	30,300.00	(73,359.75)	0.12	0.12	2.22
DTD 07/19/2017 1.375% 08/15/2019											
FNMA NOTES	3135G0P49	50,000,000.00	DEUTSCHE		99.81	49,905,100.00	(16,900.00)	(90,713.00)	0.16	0.16	2.17
DTD 09/02/2016 1.000% 08/28/2019											
FREDDIE MAC GLOBAL NOTES	3137EADM8	10,000,000.00	OTHER		99.76	9,975,750.00	26,750.00	(17,776.40)	0.25	0.25	2.20
DTD 10/02/2012 1.250% 10/02/2019											
FEDERAL HOME LOAN BANK NOTES	3130ACM92	50,000,000.00	CITIGRP		99.78	49,892,100.00	(19,400.00)	(94,356.50)	0.31	0.31	2.20
DTD 10/13/2017 1.500% 10/21/2019											
FANNIE MAE GLOBAL NOTES	3135G0R39	25,000,000.00	BARCLAYS		99.63	24,907,725.00	(25,275.00)	(85,162.50)	0.31	0.31	2.17
DTD 10/25/2016 1.000% 10/24/2019											
FHLB NOTES	3130AA3R7	35,000,000.00	BK AMER		99.73	34,904,100.00	(87,850.00)	(94,880.80)	0.37	0.37	2.11
DTD 11/17/2016 1.375% 11/15/2019											
FEDERAL FARM CREDIT BANKS FLOATING NOTE	3133EJGR4	10,000,000.00	JEFFERIE		99.98	9,997,800.00	(2,200.00)	(2,200.00)	0.06	0.38	2.44
DTD 03/19/2018 2.330% 11/19/2019											
FFCB NOTES	3133EH2S1	50,000,000.00	JEFFERIE		99.99	49,993,600.00	42,914.50	4,786.50	0.45	0.45	1.90
DTD 12/12/2017 1.875% 12/12/2019											
FHLB NOTES	3130A0JR2	25,000,000.00	TD		100.06	25,014,975.00	(280,725.00)	(50,177.50)	0.45	0.45	2.24
DTD 12/30/2013 2.375% 12/13/2019											
FREDDIE MAC NOTES	3137EAEES	25,000,000.00	CITIGRP		99.65	24,911,375.00	(61,625.00)	(83,633.75)	0.54	0.54	2.15
DTD 01/17/2017 1.500% 01/17/2020											



Managed Account Fair Market Value & Analytics

For the Month Ending June 30, 2019

SAN BERNARDINO COUNTY - 76990800

Security Type/Description	Dated Date/Coupon/Maturity	CUSIP	Par	Broker	Next Call Date	Market Price	Market Value	Unreal G/L On Cost	Unreal G/L Amort Cost	Effective Duration	Duration to Worst at Mkt	YTM
Federal Agency Bond / Note												
FNMA NOTES	DTD 01/12/2015 1.625% 01/21/2020	3135G0A78	25,000,000.00	TOR DOM		99.74	24,935,350.00	(68,750.00)	(65,239.00)	0.55	0.55	2.09
FHLB NOTES	DTD 02/09/2018 2.125% 02/11/2020	3130ADN32	75,000,000.00	BARCLAYS		100.04	75,031,125.00	168,375.00	73,573.50	0.60	0.60	2.06
FNMA NOTES	DTD 02/28/2017 1.500% 02/28/2020	3135G0T29	40,000,000.00	JPMCHASE		99.62	39,846,280.00	(128,120.00)	(148,005.60)	0.65	0.65	2.09
FEDERAL HOME LOAN BANKS NOTES	DTD 03/16/2018 2.375% 03/30/2020	3130ADUJ9	30,000,000.00	CITI		100.29	30,087,120.00	92,520.00	89,183.40	0.74	0.74	1.98
FHLMC AGENCY NOTES	DTD 04/20/2017 1.375% 04/20/2020	3137EAEF2	25,000,000.00	TD SEC U		99.49	24,873,050.00	(41,450.00)	(103,708.75)	0.79	0.79	2.01
FHLMC NOTES	DTD 04/19/2018 2.500% 04/23/2020	3137EAE7	35,000,000.00	CITIGRP		100.44	35,153,195.00	160,895.00	156,368.45	0.80	0.80	1.95
FFCB BONDS	DTD 05/08/2017 1.550% 05/08/2020	3133EHJ2	25,000,000.00	JPM		99.63	24,908,625.00	(77,650.00)	(87,409.75)	0.84	0.84	1.98
FEDERAL HOME LOAN BANKS NOTES	DTD 05/21/2018 2.625% 05/28/2020	3130AEC17	50,000,000.00	BARCLAYS		100.53	50,265,300.00	283,300.00	273,583.50	0.90	0.90	2.03
FNMA NOTES	DTD 08/01/2017 1.500% 07/30/2020	3135G0T60	75,000,000.00	BARCLAYS		99.50	74,625,600.00	(147,150.00)	(291,231.00)	1.06	1.06	1.97
FHLB NOTES	DTD 03/14/2018 2.400% 09/14/2020	3130ADT93	10,000,000.00	JEFFERIE		100.53	10,053,350.00	59,567.00	56,386.10	1.18	1.18	1.95
FHLB NOTES	DTD 09/08/2017 1.375% 09/28/2020	3130ACE26	40,000,000.00	BARCLAYS		99.34	39,735,840.00	(135,760.00)	(211,261.20)	1.22	1.22	1.91
FEDERAL HOME LOAN BANKS NOTES	DTD 09/07/2018 2.625% 10/01/2020	3130AEWA4	75,000,000.00	BARCLAYS		100.86	75,642,975.00	804,225.00	741,988.50	1.22	1.22	1.93
FANNIE MAE NOTES	DTD 11/01/2018 2.875% 10/30/2020	3135G0U84	50,000,000.00	JPMCHASE		101.27	50,634,850.00	663,850.00	654,362.50	1.30	1.30	1.90
FHLMC NOTES	DTD 11/15/2017 1.875% 11/17/2020	3137EAEK1	50,000,000.00	CITI		99.97	49,984,250.00	32,250.00	6,598.50	1.35	1.35	1.90
FHLB CALLABLE NOTES	DTD 01/29/2018 2.250% 01/29/2021	3130ADVF9	25,000,000.00	DEUTSCHE	01/29/20	99.97	24,991,475.00	(8,525.00)	(8,525.00)	0.91	1.53	2.27
FREDDIE MAC NOTES	DTD 02/16/2018 2.375% 02/16/2021	3137EAE19	50,000,000.00	BARCLAYS		100.87	50,432,950.00	564,950.00	505,628.50	1.58	1.58	1.83
FEDERAL FARM CREDIT BANKS NOTES	DTD 04/05/2018 2.540% 04/05/2021	3133EJID2	50,000,000.00	BK AMER		101.14	50,569,400.00	556,900.00	561,951.00	1.71	1.71	1.88



Managed Account Fair Market Value & Analytics

For the Month Ending **June 30, 2019**

SAN BERNARDINO COUNTY - 76990800

Security Type/Description	Dated Date/Coupon/Maturity	CUSIP	Par	Broker	Next Call Date	Market Price	Market Value	Unreal G/L On Cost	Unreal G/L Amort Cost	Effective Duration	Duration to Worst at Mkt	YTM
Federal Agency Bond / Note												
FANNIE MAE NOTES		3135G0U27	50,000,000.00	BARCLAYS		101.17	50,583,250.00	657,750.00	628,198.50	1.73	1.73	1.83
DTD 04/13/2018 2.500% 04/13/2021												
FEDERAL FARM CREDIT BANK NOTES		3133EJW70	25,000,000.00	DEUTSCHE		102.03	25,507,500.00	551,750.00	541,487.00	1.85	1.85	1.79
DTD 11/26/2018 2.875% 05/26/2021												
FEDERAL FARM CREDIT BANK NOTES		3133EJW70	50,000,000.00	MIZUHO		102.03	51,015,000.00	1,049,000.00	1,041,091.50	1.85	1.85	1.79
DTD 11/26/2018 2.875% 05/26/2021												
FANNIE MAE NOTES		3135G0U35	75,000,000.00	TD SEC U		101.81	76,354,275.00	1,371,525.00	1,365,896.25	1.92	1.92	1.82
DTD 06/25/2018 2.750% 06/22/2021												
FEDERAL HOME LOAN BANKS NOTES		3130AF5B9	50,000,000.00	BARCLAYS		102.66	51,331,800.00	1,364,300.00	1,356,761.00	2.19	2.19	1.80
DTD 10/12/2018 3.000% 10/12/2021												
FANNIE MAE NOTES		3135G0U92	60,000,000.00	TD		102.08	61,246,020.00	1,289,220.00	1,282,641.60	2.41	2.41	1.78
DTD 01/11/2019 2.625% 01/11/2022												
FEDERAL FARM CREDIT BANK NOTES		3133EJ5P0	50,000,000.00	FTN		101.94	50,968,150.00	1,010,650.00	1,004,443.50	2.43	2.43	1.82
DTD 01/18/2019 2.600% 01/18/2022												
FANNIE MAE NOTES		3135G0V59	75,000,000.00	BARCLAYS		101.26	75,942,225.00	1,188,225.00	1,170,755.25	2.68	2.68	1.78
DTD 04/12/2019 2.250% 04/12/2022												
FEDERAL HOME LOAN BANK (CALLABLE)		3130ACF66	25,000,000.00	BMO	09/26/19	99.93	24,981,850.00	583,100.00	516,333.75	1.19	3.10	2.17
NOTES												
DTD 09/26/2017 2.150% 09/26/2022												
FEDERAL HOME LOAN BANK NOTES		3130AFAJ6	25,000,000.00	TOR DOM	10/26/20	101.62	25,404,225.00	404,225.00	404,225.00	1.69	1.29	2.70
(CALLABLE)												
DTD 10/26/2018 3.210% 10/26/2022												
FEDERAL HOME LOAN BANKS NOTES		3130ADRG9	10,000,000.00	TOR DOM		102.92	10,291,770.00	249,090.00	253,574.70	3.48	3.48	1.93
DTD 03/01/2018 2.750% 03/10/2023												
FANNIE MAE NOTES		3135G0V34	100,000,000.00	JPM_CHAS		103.00	103,004,900.00	3,376,900.00	3,349,070.00	4.30	4.30	1.82
DTD 02/08/2019 2.500% 02/05/2024												
FHLB BONDS		3130AFW94	50,000,000.00	BARCLAYS		103.08	51,540,300.00	1,717,300.00	1,704,699.50	4.32	4.32	1.80
DTD 02/15/2019 2.500% 02/13/2024												
Security Type Sub-Total			1,788,347,000.00			1,802,667,300.21	17,417,037.25	16,198,472.03		1.45	1.48	1.97

Corporate Note

MICROSOFT CORP NOTES		594918BN3	15,000,000.00	CASTLE		99.88	14,982,150.00	170,160.00	7,336.95	0.11	0.11	2.22
DTD 08/08/2016 1.100% 08/08/2019												



Managed Account Fair Market Value & Analytics

For the Month Ending June 30, 2019

SAN BERNARDINO COUNTY - 76990800

Security Type/Description	Dated Date/Coupon/Maturity	CUSIP	Par	Broker	Next Call Date	Market Price	Market Value	Unreal G/L On Cost	Unreal G/L Amort Cost	Effective Duration	Duration to Worst at Mkt	YTM
Corporate Note												
MICROSOFT CORP NOTES		594918BN3	20,000,000.00	MERRILL		99.88	19,976,200.00	(3,200.00)	(23,084.20)	0.11	0.11	2.22
DTD 08/08/2016 1.100% 08/08/2019												
WAL-MART STORES INC CORP NOTE		931142DY6	7,000,000.00	MORGANST		99.83	6,988,114.00	(11,746.00)	(11,864.30)	0.27	0.27	2.36
DTD 10/20/2017 1.750% 10/09/2019												
MICROSOFT CORP NOTES		594918BV5	15,000,000.00	BARCLAYS		99.79	14,967,855.00	(22,095.00)	(30,100.50)	0.59	0.59	2.21
DTD 02/06/2017 1.850% 02/06/2020												
WAL-MART STORES INC CORP NOTES		931142EG4	10,000,000.00	CITIGRP		100.67	10,066,980.00	70,080.00	68,536.60	0.96	0.96	2.16
DTD 06/27/2018 2.850% 06/23/2020												
JOHNSON & JOHNSON CORP NOTE		478160CH5	3,000,000.00	JPM		100.09	3,002,592.00	5,802.00	4,068.48	1.33	1.33	1.88
DTD 11/10/2017 1.950% 11/10/2020												
JPMORGAN CHASE & CO CORP NOTE		48125LRK0	2,750,000.00	RBC	02/01/20	100.11	2,753,022.25	23,674.75	19,147.95	0.58	0.57	2.53
DTD 02/01/2018 2.604% 02/01/2021												
EXXON MOBIL CORPORATE (CALLABLE) NOTES		30231GAV4	5,000,000.00	JPMCHASE	02/01/21	100.28	5,013,855.00	126,505.00	97,655.50	1.57	1.54	2.05
DTD 03/03/2016 2.222% 03/01/2021												
JPMORGAN CHASE & CO CORP NOTE		48125LRN4	7,500,000.00	PIPER JA	04/26/20	100.56	7,542,150.00	67,875.00	62,677.65	0.82	0.81	2.77
DTD 04/26/2018 3.086% 04/26/2021												
JOHN DEERE CAPITAL CORP CORP NOTES		24422EUV9	10,000,000.00	CITIGRP		100.27	10,027,410.00	34,210.00	33,987.30	1.88	1.88	2.15
DTD 06/07/2019 2.300% 06/07/2021												
WAL-MART STORES INC CORP NOTES		931142EJ8	7,000,000.00	CITIGRP		102.18	7,152,740.00	153,090.00	152,987.45	1.92	1.92	2.00
DTD 06/27/2018 3.125% 06/23/2021												
WAL-MART STORES INC CORP NOTES		931142EJ8	10,000,000.00	JPMCHASE		102.18	10,218,200.00	206,400.00	210,289.50	1.92	1.92	2.00
DTD 06/27/2018 3.125% 06/23/2021												
MICROSOFT CORP (CALLABLE) NOTES		594918BP8	9,800,000.00	LOOP CAP	07/08/21	99.15	9,716,562.80	108,838.80	98,255.19	2.02	2.05	1.96
DTD 08/08/2016 1.550% 08/08/2021												
3M COMPANY		88579YBA8	2,000,000.00	CITI		101.90	2,037,910.00	42,010.00	40,955.56	2.11	2.11	2.11
DTD 09/14/2018 3.000% 09/14/2021												
3M COMPANY CORP (CALLABLE) NOTES		88579YAU5	10,000,000.00	MORGANST	08/19/21	98.88	9,888,490.00	317,290.00	223,215.90	2.13	2.16	2.14
DTD 09/19/2016 1.625% 09/19/2021												
TOYOTA MOTOR CREDIT CORP CORP NOTES		89236TFU4	10,000,000.00	TOR DOM		100.98	10,098,440.00	98,440.00	98,440.00	2.51	2.51	2.46
DTD 03/18/2019 2.850% 02/18/2022												
3M COMPANY BONDS		88579YBF7	5,000,000.00	MORGANST	02/01/22	101.65	5,082,315.00	84,665.00	84,382.20	2.54	2.54	2.11
DTD 02/22/2019 2.750% 03/01/2022												



Managed Account Fair Market Value & Analytics

For the Month Ending June 30, 2019

SAN BERNARDINO COUNTY - 76990800

Security Type/Description	CUSIP	Par	Broker	Next Call Date	Market Price	Market Value	Unreal G/L On Cost	Unreal G/L Amort Cost	Effective Duration	Duration to Worst at Mkt	YTM	
Corporate Note												
JOHN DEERE CAPITAL CORP DTD 03/07/2019 2.950% 04/01/2022	24422EUT4	5,000,000.00	BK AMER		102.01	5,100,570.00	102,970.00	102,694.05	2.61	2.61	2.19	
TOYOTA MOTOR CREDIT CORP DTD 04/12/2019 2.650% 04/12/2022	89236TFX8	10,000,000.00	CITIGRP		101.57	10,156,850.00	163,150.00	162,704.30	2.66	2.66	2.07	
Security Type Sub-Total		164,050,000.00				164,772,406.05	1,738,119.55	1,402,285.58	1.33	1.33	2.19	
Commercial Paper												
BNP PARIBAS NY BRANCH COMM PAPER DTD 10/29/2018 0.000% 07/01/2019	09659CU14	50,000,000.00	BNP DIR		99.98	49,990,000.00	378,500.00	(10,000.00)	0.00	0.00	7.20	
MUFG BANK LTD/NY COMM PAPER DTD 11/13/2018 0.000% 07/01/2019	62479MU19	50,000,000.00	MUFG		99.98	49,990,250.00	52,527.78	(9,750.00)	0.00	0.00	7.02	
MUFG BANK LTD/NY COMM PAPER DTD 11/13/2018 0.000% 07/01/2019	62479MU19	60,000,000.00	MUFG		99.98	59,988,300.00	126,566.67	(11,700.00)	0.00	0.00	7.02	
BNP PARIBAS NY BRANCH COMM PAPER DTD 10/29/2018 0.000% 07/01/2019	09659CU14	150,000,000.00	BNP DIR		99.98	149,970,000.00	8,333.33	(30,000.00)	0.00	0.00	7.20	
MUFG BANK LTD/NY COMM PAPER DTD 10/05/2018 0.000% 07/02/2019	62479MU27	30,000,000.00	MUFG		99.97	29,992,200.00	61,333.33	(5,766.60)	0.01	0.01	4.68	
CREDIT AGRICOLE CIB NY COMM PAPER DTD 04/05/2019 0.000% 07/08/2019	22533UU84	45,000,000.00	CREDITAG		99.94	44,970,750.00	265,250.00	(7,550.10)	0.02	0.02	2.93	
BNP PARIBAS NY BRANCH COMM PAPER -- 0.000% 07/15/2019	09659CUF3	25,000,000.00	BNP DIR		99.89	24,971,950.00	164,450.00	(3,550.00)	0.04	0.04	2.70	
EXXON MOBIL CORP COMM PAPER -- 0.000% 07/17/2019	30229BUH8	35,000,000.00	CASTLE		99.88	34,957,160.00	213,768.33	(4,106.55)	0.05	0.05	2.60	
COOPERATIVE RABOBANK U.A. COMM PAPER	21687BUX7	50,000,000.00	RABO_DIR		99.78	49,890,000.00	788,333.33	6,666.50	0.08	0.08	2.56	
TOYOTA MOTOR CREDIT CORP COMM PAPER	89233HV19	25,000,000.00	TOYOTA		99.78	24,944,975.00	279,322.22	2,239.00	0.09	0.09	2.48	
BNP PARIBAS NY BRANCH COMM PAPER -- 0.000% 08/01/2019	09659CV13	25,000,000.00	BNP DIR		99.78	24,944,275.00	267,545.83	893.00	0.09	0.09	2.51	
EXXON MOBIL CORP COMM PAPER -- 0.000% 08/01/2019	30229BV12	25,000,000.00	PIPER JA		99.78	24,945,900.00	127,719.44	(926.50)	0.09	0.09	2.44	



Managed Account Fair Market Value & Analytics

For the Month Ending June 30, 2019

SAN BERNARDINO COUNTY - 76990800

Security Type/Description	Dated Date/Coupon/Maturity	CUSIP	Par	Broker	Next Call Date	Market Price	Market Value	Unreal G/L On Cost	Unreal G/L Amort Cost	Effective Duration	Duration to Worst at Mkt	YTM
Commercial Paper												
JP MORGAN SECURITIES LLC COMM PAPER	466400V16	50,000,000.00	JPMCHASE			99.78	49,888,600.00	740,266.67	14,322.00	0.09	0.09	2.51
DTD 11/06/2018 0.000% 08/01/2019												
TOYOTA MOTOR CREDIT CORP COMM PAPER	89233HV76	40,000,000.00	TOYOTA			99.74	39,896,440.00	171,995.56	(1,604.40)	0.10	0.10	2.46
DTD 12/19/2018 0.000% 08/07/2019												
CREDIT AGRICOLE CIB NY	22533UVW0	55,000,000.00	CREDITAG			99.61	54,783,465.00	18,406.67	(2,951.85)	0.17	0.17	2.33
DTD 12/04/2018 0.000% 08/30/2019												
TOYOTA MOTOR CREDIT CORP COMM PAPER	89233HW34	25,000,000.00	TOYOTA			99.57	24,891,825.00	214,859.72	6,047.25	0.18	0.18	2.41
DTD 02/01/2019 0.000% 09/03/2019												
JP MORGAN SECURITIES LLC COMM PAPER	466400X14	25,000,000.00	JPMCHASE			99.39	24,847,275.00	167,795.83	10,191.75	0.25	0.25	2.38
DTD 04/02/2019 0.000% 10/01/2019												
TOYOTA MOTOR CREDIT CORP COMM PAPER	89233HY16	25,000,000.00	TOYOTA			99.20	24,800,850.00	151,863.89	17,808.25	0.34	0.34	2.33
DTD 02/20/2019 0.000% 11/01/2019												
BNP PARIBAS NY BRANCH COMM PAPER	09659CY10	50,000,000.00	BNP DIR			99.22	49,609,050.00	103,647.22	17,341.50	0.34	0.34	2.29
DTD 05/02/2019 0.000% 11/01/2019												
Security Type Sub-Total							838,273,265.00	4,302,485.82	(12,396.75)	0.08	0.08	4.29

840,000,000.00

Certificate of Deposit

ROYAL BANK OF CANADA NY FLT CERT DEPOS	78012UDZ5	25,000,000.00	ROYAL			100.00	25,000,000.00	0.00	0.00	0.01	0.00	2.75
DTD 06/05/2018 2.760% 07/01/2019												
BANK OF NOVA SCOTIA HOUSTON FLT CD	06417GT99	25,000,000.00	BNS			100.00	25,000,000.00	0.00	0.00	0.01	0.00	2.75
DTD 06/06/2018 2.760% 07/01/2019												
TORONTO DOMINION BANK NY FLT CERT DEPOS	89113X2J2	25,000,000.00	TOR DOM			100.00	25,000,000.00	0.00	0.00	0.01	0.00	2.72
DTD 06/07/2018 2.730% 07/01/2019												
SVENSKA HANDELSBANKEN NY FLOATING CD	86958JH85	50,000,000.00	ICAP			100.00	50,000,000.00	0.00	0.00	0.01	0.00	2.71
DTD 06/06/2018 2.720% 07/01/2019												



Managed Account Fair Market Value & Analytics

For the Month Ending June 30, 2019

SAN BERNARDINO COUNTY - 76990800

Security Type/Description	Dated Date/Coupon/Maturity	CUSIP	Par	Broker	Next Call Date	Market Price	Market Value	Unreal G/L On Cost	Unreal G/L Amort Cost	Effective Duration	Duration to Worst at Mkt	YTM
Certificate of Deposit												
TORONTO DOMINION BANK NY CERT DEPOS		89114MZT7	35,000,000.00	TOR DOM		100.00	35,001,270.50	1,270.50	1,270.50	0.01	0.01	2.31
DTD 04/03/2019 2.560% 07/03/2019												
TORONTO DOMINION BANK NY CERT DEPOS		89114ML62	40,000,000.00	TOR DOM		100.01	40,003,212.00	3,212.00	3,212.00	0.05	0.05	2.35
DTD 05/29/2019 2.440% 07/19/2019												
SWEDBANK NY CERT DEPOS		87019VWM5	25,000,000.00	OTHER		100.02	25,004,582.50	4,582.50	4,582.50	0.07	0.07	2.34
DTD 03/27/2019 2.500% 07/25/2019												
SVENSKA HANDELSBANKEN NY CERT DEPOS		8695816E4	25,000,000.00	SVENSKA		100.02	25,005,322.50	5,322.50	5,322.50	0.07	0.07	2.34
DTD 03/27/2019 2.520% 07/25/2019												
ROYAL BANK OF CANADA NY CERT DEPOS		78012ULW3	25,000,000.00	ROYAL		100.03	25,007,725.00	7,725.00	7,725.00	0.09	0.09	2.32
DTD 01/29/2019 2.690% 08/01/2019												
TORONTO DOMINION BANK NY CERT DEPOS		89114MYN1	25,000,000.00	TOR DOM		100.04	25,008,757.50	8,757.50	8,757.50	0.09	0.09	2.32
DTD 03/21/2019 2.555% 08/01/2019												
BANK OF MONTREAL CHICAGO CERT DEPOS		06370RJ42	40,000,000.00	BMO_DJR		100.01	40,003,248.00	3,248.00	3,248.00	0.09	0.09	2.33
DTD 06/25/2019 2.380% 08/01/2019												
NORDEA BANK AB NEW YORK CERT DEPOS		65558TDL6	50,000,000.00	ROYAL		100.03	50,014,515.00	14,515.00	14,515.00	0.09	0.09	2.32
DTD 01/29/2019 2.670% 08/01/2019												
BANK OF MONTREAL CHICAGO CERT DEPOS		06370RJ67	30,000,000.00	BMO_DJR		100.01	30,001,983.00	1,983.00	1,983.00	0.09	0.09	2.33
DTD 06/25/2019 2.370% 08/02/2019												
US BANK NA CINCINNATI CERT DEPOS		90333VY07	25,000,000.00	BNY		100.07	25,016,925.00	16,925.00	16,925.00	0.17	0.17	2.29
DTD 09/05/2018 2.720% 09/03/2019												
ROYAL BANK OF CANADA NY CERT DEPOS		78012UMF9	25,000,000.00	ROYAL		100.10	25,024,827.50	24,827.50	24,827.50	0.18	0.18	2.29
DTD 03/07/2019 2.610% 09/03/2019												
TORONTO DOMINION BANK NY CERT DEPOS		89114MV20	35,000,000.00	TOR DOM		100.02	35,007,262.50	7,262.50	7,262.50	0.18	0.18	2.30
DTD 06/26/2019 2.360% 09/03/2019												
SVENSKA HANDELSBANKEN NY CERT DEPOS		869581554	50,000,000.00	SVENSKA		100.10	50,049,470.00	49,470.00	49,470.00	0.18	0.18	2.29
DTD 03/04/2019 2.610% 09/03/2019												



Managed Account Fair Market Value & Analytics

For the Month Ending **June 30, 2019**

SAN BERNARDINO COUNTY - 76990800

Security Type/Description	Dated Date/Coupon/Maturity	CUSIP	Par	Broker	Next Call Date	Market Price	Market Value	Unreal G/L On Cost	Unreal G/L Amort Cost	Effective Duration	Duration to Worst at Mkt	YTM
Certificate of Deposit												
SVENSKA HANDELSBANKEN NY CERT DEPOS		8695816V6	25,000,000.00	SVENSKA		100.14	25,034,015.00	34,015.00	34,015.00	0.25	0.25	2.27
DTD 04/16/2019 2.560% 10/01/2019												
NORDEA BANK ABP NEW YORK CERT DEPOS		65558TGP4	50,000,000.00	UBS		100.13	50,065,365.00	65,365.00	65,365.00	0.25	0.25	2.27
DTD 04/15/2019 2.550% 10/01/2019												
TORONTO DOMINION BANK NY CERT DEPOS		89114MJN8	25,000,000.00	TOR DOM		100.23	25,057,975.00	57,975.00	57,975.00	0.33	0.33	2.29
DTD 10/19/2018 3.000% 11/01/2019												
COOPERATIVE RABOBANK U.A. CERT DEPOS		21685V7E3	25,000,000.00	RABO_DIR		100.34	25,085,527.50	85,527.50	85,527.50	0.50	0.50	2.16
DTD 01/09/2019 2.860% 01/02/2020												
BANK OF AMERICA NA CERT DEPOS		06052TE97	50,000,000.00	BK AMER		98.96	49,477,724.00	(522,276.00)	(522,276.00)	0.50	0.50	2.14
DTD 05/02/2019 2.550% 01/02/2020												
COOPERATIVE RABOBANK U.A. CERT DEPOS		21684XBD7	50,000,000.00	RABO_DIR		99.50	49,750,142.00	(249,858.00)	(249,858.00)	0.99	0.99	2.05
DTD 06/21/2019 2.040% 07/01/2020												
Security Type Sub-Total			780,000,000.00			779,619,849.50	(380,150.50)	(380,150.50)	(380,150.50)	0.20	0.20	2.35

Bank Note												
US BANK NA CINCINNATI CALLABLE BANK NOTE		90331HNU3	10,000,000.00	BARCLAYS	06/24/20	100.83	10,083,430.00	88,230.00	86,018.80	0.97	0.95	2.25
DTD 07/24/2018 3.050% 07/24/2020												
US BANK NA CALLABLE BANK NOTE		90331HNG4	40,000,000.00	MORGANST	09/23/20	99.83	39,930,200.00	(61,800.00)	(66,236.40)	1.25	1.28	2.18
DTD 10/24/2017 2.050% 10/23/2020												
JPMORGAN CHASE & CO FLT BK NT (CALLABLE)		48125LRS3	10,000,000.00	JPMCHASE	02/19/20	100.10	10,010,280.00	10,280.00	10,280.00	0.14	0.63	2.87
DTD 02/19/2019 2.890% 02/19/2021												
US BANK NA CINCINNATI CALLABLE BANK NOTE		90331HNP4	15,000,000.00	US BANK	03/26/21	101.81	15,272,115.00	273,015.00	272,670.60	1.69	1.68	2.13
DTD 04/26/2018 3.150% 04/26/2021												



Managed Account Fair Market Value & Analytics

For the Month Ending June 30, 2019

SAN BERNARDINO COUNTY - 76990800

Security Type/Description	Dated Date/Coupon/Maturity	CUSIP	Par	Broker	Next Call Date	Market Price	Market Value	Unreal G/L On Cost	Unreal G/L Amort Cost	Effective Duration	Duration to Worst at Mkt	YTM
Bank Note												
BANK OF AMERICA CORP NT (FLOAT,CALLABLE)		06050TML3	15,000,000.00	BK AMER	05/24/20	100.07	15,010,095.00	10,095.00	10,095.00	0.16	0.88	2.84
USD 05/24/2019 2.875% 05/24/2021												
US BANK BANK NOTE (CALLABLE)		90331HNX7	10,000,000.00	MORGANST	10/15/21	102.69	10,268,570.00	282,370.00	279,608.60	2.21	2.19	2.28
DTD 11/16/2018 3.450% 11/16/2021												
US BANK NA CINCINNATI (CALLABLE)		90331HPC1	7,000,000.00	BARCLAYS	04/22/22	101.43	7,099,841.00	107,261.00	107,008.58	2.72	2.69	2.14
CORP NT												
DTD 05/23/2019 2.650% 05/23/2022												
Security Type Sub-Total			107,000,000.00			107,674,531.00	709,451.00	699,445.18	699,445.18	1.22	1.37	2.34

Asset-Backed Security

HAROT 2019-1 A2		43814WAB1	6,500,000.00	BK AMER		100.36	6,523,450.70	23,869.30	23,815.48	0.90	1.12	2.43
DTD 02/27/2019 2.750% 09/20/2021												
TAOT 2019-A A2A		89239AAB9	4,000,000.00	SOC GEN		100.43	4,017,109.20	17,472.40	17,421.24	0.72	1.15	2.46
DTD 02/13/2019 2.830% 10/15/2021												
JDOT 2019-A A2		47789JAB2	5,500,000.00	CITI		100.59	5,532,373.00	32,623.80	32,599.27	0.94	1.10	2.31
DTD 03/13/2019 2.850% 12/15/2021												
HAROT 2019-2 A2		43815MAB2	12,000,000.00	JPMCHASE		100.31	12,036,770.40	36,789.60	36,783.84	0.97	1.25	2.33
DTD 05/29/2019 2.570% 12/21/2021												
TAOT 2019-B A2A		89239JAB0	11,500,000.00	BAML		100.35	11,539,718.70	39,842.90	39,831.28	1.32	1.32	2.33
DTD 05/08/2019 2.590% 02/15/2022												
HAROT 2019-1 A3		43814WAC9	4,000,000.00	BK AMER		101.44	4,057,516.40	57,623.60	57,613.24	2.12	1.86	2.06
DTD 02/27/2019 2.830% 03/20/2023												
HAROT 2019-2 A3		43815MAC0	8,500,000.00	JPMCHASE		101.12	8,595,343.65	95,660.70	95,652.03	2.13	1.99	1.96
DTD 05/29/2019 2.520% 06/21/2023												
JDOT 2019-A A3		47789JAD8	4,500,000.00	CITI		101.82	4,581,725.40	82,278.45	82,246.77	2.19	1.66	1.82
DTD 03/13/2019 2.910% 07/15/2023												
TAOT 2019-A A3		89239AAD5	8,000,000.00	SOC GEN		101.49	8,119,552.80	121,010.40	120,886.08	1.94	2.01	2.17
DTD 02/13/2019 2.910% 07/15/2023												
TAOT 2019-B A3		89239JAD6	5,000,000.00	BAML		101.18	5,059,029.00	59,826.50	59,794.80	2.10	2.05	2.00
DTD 05/08/2019 2.570% 08/15/2023												
Security Type Sub-Total			69,500,000.00			70,062,589.25	566,997.65	566,644.03	566,644.03	1.49	1.53	2.21



Managed Account Fair Market Value & Analytics

For the Month Ending **June 30, 2019**

SAN BERNARDINO COUNTY - 76990800

Security Type/Description	Dated Date/Coupon/Maturity	CUSIP	Par	Broker	Next Call Date	Market Price	Market Value	Unreal G/L On Cost	Unreal G/L Amort Cost	Effective Duration	Duration to Worst at Mkt	YTM
Managed Account Sub-Total			7,113,897,000.00			7,124,199,886.01	51,719,116.57	37,442,506.57	1.08	1.09	2.33	
Securities Sub-Total			\$7,113,897,000.00			\$7,124,199,886.01	\$51,719,116.57	\$37,442,506.57	1.08	1.09	2.33%	
Accrued Interest						\$26,114,945.13						
Total Investments						\$7,150,314,831.14						



Managed Account Security Transactions & Interest

For the Month Ending June 30, 2019

SAN BERNARDINO COUNTY - 76990800

Transaction Type	Trade	Settle	Security Description	CUSIP	Par	Principal Proceeds	Accrued Interest	Total	Realized G/L Cost	Realized G/L Amort Cost	Sale Method
BUY	06/03/19	06/03/19	INTL BANK OF RECON AND DEV DISC NOTE -- 0.000% 05/01/2020	459052WG7	50,000,000.00	(48,945,500.00)	0.00	(48,945,500.00)			
	06/03/19	06/03/19	NATIXIS NY BRANCH COMM PAPER DTD 12/06/2018 0.000% 06/04/2019	63873KT49	235,000,000.00	(234,984,659.72)	0.00	(234,984,659.72)			
	06/04/19	06/04/19	NATIXIS NY BRANCH COMM PAPER DTD 12/07/2018 0.000% 06/05/2019	63873KT56	275,000,000.00	(274,982,048.61)	0.00	(274,982,048.61)			
	06/04/19	06/05/19	BNP PARIBAS NY BRANCH COMM PAPER DTD 05/02/2019 0.000% 11/01/2019	09659CY10	50,000,000.00	(49,505,402.78)	0.00	(49,505,402.78)			
	06/04/19	06/07/19	JOHN DEERE CAPITAL CORP CORP NOTES	24422EUV9	10,000,000.00	(9,993,200.00)	0.00	(9,993,200.00)			
	06/05/19	06/05/19	INTL BANK OF RECON AND DEV DISC NOTE -- 0.000% 06/01/2020	459052XP6	60,000,000.00	(58,763,166.67)	0.00	(58,763,166.67)			
	06/05/19	06/05/19	NATIXIS NY BRANCH COMM PAPER DTD 12/06/2018 0.000% 06/06/2019	63873KT64	144,000,000.00	(143,990,600.00)	0.00	(143,990,600.00)			
	06/06/19	06/06/19	NATIXIS NY BRANCH COMM PAPER DTD 09/11/2018 0.000% 06/07/2019	63873KT72	103,000,000.00	(102,993,276.39)	0.00	(102,993,276.39)			
	06/07/19	06/07/19	NATIXIS NY BRANCH COMM PAPER DTD 09/14/2018 0.000% 06/10/2019	63873KTA5	94,000,000.00	(93,981,591.67)	0.00	(93,981,591.67)			
	06/10/19	06/10/19	NATIXIS NY BRANCH COMM PAPER DTD 12/11/2018 0.000% 06/11/2019	63873KTB3	85,000,000.00	(84,994,451.39)	0.00	(84,994,451.39)			
	06/11/19	06/11/19	NATIXIS NY BRANCH COMM PAPER DTD 12/12/2018 0.000% 06/12/2019	63873KTC1	63,000,000.00	(62,995,887.50)	0.00	(62,995,887.50)			
	06/11/19	06/12/19	MUFG BANK LTD/NY COMM PAPER DTD 11/13/2018 0.000% 07/01/2019	62479MU19	50,000,000.00	(49,937,722.22)	0.00	(49,937,722.22)			
	06/12/19	06/12/19	NATIXIS NY BRANCH COMM PAPER -- 0.000% 06/13/2019	63873KTD9	80,000,000.00	(79,994,777.78)	0.00	(79,994,777.78)			
	06/13/19	06/13/19	NATIXIS NY BRANCH COMM PAPER DTD 12/13/2018 0.000% 06/14/2019	63873KTE7	80,000,000.00	(79,994,777.78)	0.00	(79,994,777.78)			
	06/14/19	06/14/19	NATIXIS NY BRANCH COMM PAPER DTD 12/17/2018 0.000% 06/17/2019	63873KTH0	79,000,000.00	(78,984,529.17)	0.00	(78,984,529.17)			



Managed Account Security Transactions & Interest

For the Month Ending June 30, 2019

SAN BERNARDINO COUNTY - 76990800

Transaction Type	Trade	Settle	Security Description	CUSIP	Par	Principal Proceeds	Accrued Interest	Total	Realized G/L Cost	Realized G/L Amort Cost	Sale Method
BUY	06/17/19	06/17/19	NATIXIS NY BRANCH COMM PAPER DTD 11/15/2018 0.000% 06/18/2019	63873KTJ6	118,000,000.00	(117,992,297.22)	0.00	(117,992,297.22)			
	06/18/19	06/18/19	NATIXIS NY BRANCH COMM PAPER DTD 12/21/2018 0.000% 06/19/2019	63873KTK3	90,000,000.00	(89,994,125.00)	0.00	(89,994,125.00)			
	06/19/19	06/19/19	NATIXIS NY BRANCH COMM PAPER DTD 12/20/2018 0.000% 06/20/2019	63873KTL1	64,000,000.00	(63,995,822.22)	0.00	(63,995,822.22)			
	06/20/19	06/20/19	NATIXIS NY BRANCH COMM PAPER DTD 03/13/2019 0.000% 06/21/2019	63873KTM9	27,000,000.00	(26,998,237.50)	0.00	(26,998,237.50)			
	06/20/19	06/21/19	COOPERATIVE RABOBANK U.A. CERT DEPOS	21684XBD7	50,000,000.00	(50,000,000.00)	0.00	(50,000,000.00)			
	06/24/19	06/24/19	DTD 06/21/2019 2.040% 07/01/2020 NATIXIS NY BRANCH COMM PAPER	63873KTR8	64,000,000.00	(63,995,822.22)	0.00	(63,995,822.22)			
	06/25/19	06/25/19	DTD 12/27/2018 0.000% 06/25/2019 BANK OF MONTREAL CHICAGO CERT DEPOS	06370RJ67	30,000,000.00	(30,000,000.00)	0.00	(30,000,000.00)			
	06/25/19	06/25/19	DTD 06/25/2019 2.370% 08/02/2019 BANK OF MONTREAL CHICAGO CERT DEPOS	06370RJ42	40,000,000.00	(40,000,000.00)	0.00	(40,000,000.00)			
	06/25/19	06/25/19	DTD 06/25/2019 2.380% 08/01/2019 CREDIT AGRICOLE CIB NY	22533UVW0	55,000,000.00	(54,765,058.33)	0.00	(54,765,058.33)			
	06/25/19	06/25/19	DTD 12/04/2018 0.000% 08/30/2019 CREDIT AGRICOLE CIB NY COMM PAPER	22533UTS2	124,000,000.00	(123,991,905.56)	0.00	(123,991,905.56)			
	06/25/19	06/26/19	DTD 12/26/2018 0.000% 06/26/2019 TORONTO DOMINION BANK NY CERT DEPOS	89114MV20	35,000,000.00	(35,000,000.00)	0.00	(35,000,000.00)			
	06/26/19	06/26/19	DTD 06/26/2019 2.360% 09/03/2019 NATIXIS NY BRANCH COMM PAPER -- 0.000% 06/27/2019	63873KTT4	174,000,000.00	(173,988,641.67)	0.00	(173,988,641.67)			
	06/26/19	06/26/19	NATIXIS NY BRANCH COMM PAPER -- 0.000% 06/27/2019	63873KTT4	30,000,000.00	(29,998,041.67)	0.00	(29,998,041.67)			
	06/27/19	06/27/19	BNP PARIBAS NY BRANCH COMM PAPER DTD 10/29/2018 0.000% 07/01/2019	09659CU14	150,000,000.00	(149,961,666.67)	0.00	(149,961,666.67)			
	06/27/19	06/27/19	FIDELITY GOVT MM FUND 2642	31607A703	222,000,000.00	(222,000,000.00)	0.00	(222,000,000.00)			



Managed Account Security Transactions & Interest

For the Month Ending June 30, 2019

SAN BERNARDINO COUNTY - 76990800

Transaction Type	Trade	Settle	Security Description	CUSIP	Par	Principal Proceeds	Accrued Interest	Total	Realized G/L Cost	Realized G/L Amort Cost	Sale Method
BUY											
	06/27/19	06/28/19	FHLMC NOTES (STEP, CALLED OMD 12/29/22)	3134GB6S6	20,000,000.00	(19,997,290.00)	(223,750.00)	(20,221,040.00)			
			DTD 12/29/2017 2.375% 06/29/2019								
	06/28/19	06/28/19	FIDELITY GOVT MM FUND 2642	31607A703	161,000,000.00	(161,000,000.00)	0.00	(161,000,000.00)			
Transaction Type Sub-Total					2,912,000,000.00	(2,908,720,499.74)	(223,750.00)	(2,908,944,249.74)			
INTEREST											
	06/01/19	06/01/19	TORONTO DOMINION BANK NY FLT CERT DEPOS	89113X2J2	25,000,000.00	0.00	63,613.92	63,613.92			
			DTD 06/07/2018 2.730% 07/01/2019								
	06/01/19	06/01/19	ROYAL BANK OF CANADA NY FLT CERT DEPOS	78012UDZ5	25,000,000.00	0.00	64,301.50	64,301.50			
			DTD 06/05/2018 2.760% 07/01/2019								
	06/01/19	06/01/19	SVENSKA HANDELSBANKEN NY FLOATING CD	86958JH85	50,000,000.00	0.00	126,769.50	126,769.50			
			DTD 06/06/2018 2.720% 07/01/2019								
	06/01/19	06/01/19	BANK OF NOVA SCOTIA HOUSTON FLT CD	06417GT99	25,000,000.00	0.00	64,301.43	64,301.43			
			DTD 06/06/2018 2.760% 07/01/2019								
	06/03/19	06/03/19	TORONTO DOMINION BANK NY FLT CERT DEPOS	89113X2H6	25,000,000.00	0.00	59,486.63	59,486.63			
			DTD 06/07/2018 2.763% 06/03/2019								
	06/03/19	06/03/19	ROYAL BANK OF CANADA NY FLT CERT DEPOS	78012UDY8	25,000,000.00	0.00	59,917.19	59,917.19			
			DTD 06/05/2018 2.783% 06/03/2019								
	06/03/19	06/03/19	BANK OF MONTREAL CHICAGO FLOATING CD	06371E7H4	25,000,000.00	0.00	59,917.19	59,917.19			
			DTD 06/05/2018 2.783% 06/03/2019								
	06/03/19	06/03/19	WESTPAC BANKING CORP NY FLOAT CERT DEPOS	96121T7M4	25,000,000.00	0.00	59,486.63	59,486.63			
			DTD 06/06/2018 2.763% 06/03/2019								
	06/03/19	06/03/19	BANK OF MONTREAL CHICAGO FLOATING CD	06371E5T0	25,000,000.00	0.00	60,993.58	60,993.58			
			DTD 05/11/2018 2.833% 06/03/2019								



Managed Account Security Transactions & Interest

For the Month Ending June 30, 2019

SAN BERNARDINO COUNTY - 76990800

Transaction Type	Trade	Settle	Security Description	CUSIP	Par	Principal Proceeds	Accrued Interest	Total	Realized G/L Cost	Realized G/L Amort Cost	Sale Method
INTEREST											
	06/05/19	06/05/19	TORONTO DOMINION BANK NY CERT DEPOS	89114WG35	35,000,000.00	0.00	72,041.66	72,041.66			
	06/07/19	06/07/19	DTD 05/06/2019 2.470% 06/05/2019 COMMONWEALTH BANK OF AUSTRALIA NY FLT CD	20271EOE2	25,000,000.00	0.00	59,354.88	59,354.88			
	06/12/19	06/12/19	DTD 12/12/2018 2.757% 06/07/2019 FFCB NOTES	3133EH2S1	50,000,000.00	0.00	468,750.00	468,750.00			
	06/13/19	06/13/19	DTD 12/12/2017 1.875% 12/12/2019 INTL BANK OF RECON AND DEV GLOBAL NOTES	459058GF4	20,000,000.00	0.00	212,600.00	212,600.00			
	06/13/19	06/13/19	DTD 12/13/2017 2.125% 12/13/2021 FHLB NOTES	3130A0JR2	25,000,000.00	0.00	296,875.00	296,875.00			
	06/15/19	06/15/19	DTD 12/30/2013 2.375% 12/13/2019 US TREASURY NOTES	912828R85	25,000,000.00	0.00	109,375.00	109,375.00			
	06/15/19	06/15/19	DTD 06/15/2016 0.875% 06/15/2019 JDOT 2019-A A2	47789JAB2	5,500,000.00	0.00	13,062.50	13,062.50			
	06/15/19	06/15/19	DTD 03/13/2019 2.850% 12/15/2021 US TREASURY NOTES	912828U73	25,000,000.00	0.00	171,875.00	171,875.00			
	06/15/19	06/15/19	DTD 12/15/2016 1.375% 12/15/2019 JDOT 2019-A A3	47789JAD8	4,500,000.00	0.00	10,912.50	10,912.50			
	06/15/19	06/15/19	DTD 03/13/2019 2.910% 07/15/2023 TAOT 2019-A A3	89239AAD5	8,000,000.00	0.00	19,400.00	19,400.00			
	06/15/19	06/15/19	DTD 02/13/2019 2.910% 07/15/2023 TAOT 2019-B A2A	89239JAB0	11,500,000.00	0.00	30,612.36	30,612.36			
	06/15/19	06/15/19	DTD 05/08/2019 2.590% 02/15/2022 TAOT 2019-B A3	89239JAD6	5,000,000.00	0.00	13,206.95	13,206.95			
	06/15/19	06/15/19	DTD 05/08/2019 2.570% 08/15/2023 TAOT 2019-A A2A	89239AAB9	4,000,000.00	0.00	9,433.33	9,433.33			
	06/18/19	06/18/19	DTD 02/13/2019 2.830% 10/15/2021 HAROT 2019-1 A3	43814WAC9	4,000,000.00	0.00	9,433.33	9,433.33			
	06/18/19	06/18/19	DTD 02/27/2019 2.830% 03/20/2023 HAROT 2019-1 A2	43814WAB1	6,500,000.00	0.00	14,895.84	14,895.84			
			DTD 02/27/2019 2.750% 09/20/2021								



Managed Account Security Transactions & Interest

For the Month Ending June 30, 2019

SAN BERNARDINO COUNTY - 76990800

Transaction Type	Trade	Settle	Security Description	CUSIP	Par	Principal Proceeds	Accrued Interest	Total	Realized G/L Cost	Realized G/L Amort Cost	Sale Method
INTEREST											
	06/19/19	06/19/19	FEDERAL FARM CREDIT BANKS FLOATING NOTE	3133EIGR4	10,000,000.00	0.00	20,499.87	20,499.87			
	06/21/19	06/21/19	DTD 03/19/2018 2.330% 11/19/2019 FHLB GLOBAL NOTE	3130A8DB6	50,000,000.00	0.00	281,250.00	281,250.00			
	06/21/19	06/21/19	DTD 06/03/2016 1.125% 06/21/2019 HAROT 2019-2 A2	43815MAB2	12,000,000.00	0.00	18,846.67	18,846.67			
	06/21/19	06/21/19	DTD 05/29/2019 2.570% 12/21/2021 HAROT 2019-2 A3	43815MAC0	8,500,000.00	0.00	13,090.00	13,090.00			
	06/22/19	06/22/19	DTD 05/29/2019 2.520% 06/21/2023 FANNIE MAE NOTES	3135G0U35	75,000,000.00	0.00	1,031,250.00	1,031,250.00			
	06/23/19	06/23/19	DTD 06/25/2018 2.750% 06/22/2021 WAL-MART STORES INC CORP NOTES	931142EJ8	10,000,000.00	0.00	156,250.00	156,250.00			
	06/23/19	06/23/19	DTD 06/27/2018 3.125% 06/23/2021 WAL-MART STORES INC CORP NOTES	931142EG4	10,000,000.00	0.00	142,500.00	142,500.00			
	06/23/19	06/23/19	DTD 06/27/2018 2.850% 06/23/2020 WAL-MART STORES INC CORP NOTES	931142EJ8	7,000,000.00	0.00	109,375.00	109,375.00			
	06/26/19	06/26/19	ROYAL BANK OF CANADA NY CERT DEPOS	78012UGL3	50,000,000.00	0.00	341,151.35	341,151.35			
	06/28/19	06/28/19	DTD 08/29/2018 2.670% 06/26/2019 STONECASTLE FICA	FICAMF003	0.00	0.00	97,410.28	97,410.28			
	06/28/19	06/28/19	BANK OF THE WEST MONEY MARKET FUND	BKOFWEST7	0.00	0.00	480,892.70	480,892.70			
	06/28/19	06/28/19	CALIFORNIA ASSET MANAGEMENT PROGRAM	CAMPMF025	0.00	0.00	408,151.60	408,151.60			
	06/28/19	06/28/19	FEDERATED GOVT OBLIGATIONS FUND	608919718	0.00	0.00	1,875.39	1,875.39			
	06/28/19	06/28/19	FIDELITY GOVT MM FUND 2642	31607A703	0.00	0.00	88,506.33	88,506.33			
	06/29/19	06/29/19	FHLMC NOTES (STEP, CALLED OMD 12/29/22)	3134GB6S6	20,000,000.00	0.00	225,000.00	225,000.00			
	06/30/19	06/30/19	DTD 12/29/2017 2.375% 06/29/2019 US TREASURY NOTES	912828WS5	50,000,000.00	0.00	406,250.00	406,250.00			
	06/30/19	06/30/19	DTD 06/30/2014 1.625% 06/30/2019 US TREASURY NOTES	912828WS5	50,000,000.00	0.00	406,250.00	406,250.00			



Managed Account Security Transactions & Interest

For the Month Ending June 30, 2019

SAN BERNARDINO COUNTY - 76990800

Transaction Type	Trade	Settle	Security Description	CUSIP	Par	Principal Proceeds	Accrued Interest	Total	Realized G/L Cost	Realized G/L Amort Cost	Sale Method
INTEREST											
	06/30/19	06/30/19	US TREASURY NOTES DTD 07/01/2013 1.875% 06/30/2020	912828VJ6	50,000,000.00	0.00	468,750.00	468,750.00			
	06/30/19	06/30/19	US TREASURY NOTES DTD 07/01/2013 1.875% 06/30/2020	912828VJ6	50,000,000.00	0.00	468,750.00	468,750.00			
	06/30/19	06/30/19	US TREASURY NOTES DTD 06/30/2016 1.375% 06/30/2023	912828S35	100,000,000.00	0.00	687,500.00	687,500.00			
	06/30/19	06/30/19	US TREASURY N/B NOTES DTD 07/02/2018 2.625% 06/30/2023	9128284U1	50,000,000.00	0.00	656,250.00	656,250.00			
	06/30/19	06/30/19	US TREASURY NOTES DTD 06/30/2016 1.375% 06/30/2023	912828S35	50,000,000.00	0.00	343,750.00	343,750.00			
	06/30/19	06/30/19	US TREASURY N/B NOTES DTD 06/30/2017 1.250% 06/30/2019	912828XV7	50,000,000.00	0.00	312,500.00	312,500.00			
Transaction Type Sub-Total					1,206,500,000.00	0.00	9,296,665.11	9,296,665.11			

MATURITY

06/03/19	06/03/19	CREDIT AGRICOLE CIB NY COMM PAPER	22533UT37	50,000,000.00	50,000,000.00	0.00	289,333.33	50,000,000.00		0.00	
06/03/19	06/03/19	DTD 12/03/2018 0.000% 06/03/2019 BANK OF MONTREAL CHICAGO FLOATING CD	06371E7H4	25,000,000.00	25,000,000.00	0.00	0.00	25,000,000.00		0.00	
06/03/19	06/03/19	DTD 06/05/2018 2.783% 06/03/2019 WESTPAC BANKING CORP NY FLOAT CERT DEPOS	96121T7M4	25,000,000.00	25,000,000.00	0.00	0.00	25,000,000.00		0.00	
06/03/19	06/03/19	DTD 06/06/2018 2.763% 06/03/2019 TORONTO DOMINION BANK NY FLT CERT DEPOS	89113X2H6	25,000,000.00	25,000,000.00	0.00	0.00	25,000,000.00		0.00	
06/03/19	06/03/19	DTD 06/07/2018 2.763% 06/03/2019 NATIXIS NY BRANCH COMM PAPER	63873KT31	123,000,000.00	123,000,000.00	0.00	24,087.50	123,000,000.00		0.00	
06/03/19	06/03/19	DTD 12/03/2018 0.000% 06/03/2019 CREDIT AGRICOLE CIB NY COMM PAPER	22533UT37	150,000,000.00	150,000,000.00	0.00	29,500.00	150,000,000.00		0.00	
		DTD 12/03/2018 0.000% 06/03/2019									



Managed Account Security Transactions & Interest

For the Month Ending June 30, 2019

SAN BERNARDINO COUNTY - 76990800

Transaction Type	Trade	Settle	Security Description	CUSIP	Par	Principal Proceeds	Accrued Interest	Total	Realized G/L Cost	Realized G/L Amort Cost	Sale Method
MATURITY											
	06/03/19	06/03/19	BANK OF MONTREAL CHICAGO FLOATING CD DTD 05/11/2018 2.833% 06/03/2019	06371E5T0	25,000,000.00	25,000,000.00	0.00	25,000,000.00	0.00	0.00	0.00
	06/03/19	06/03/19	ROYAL BANK OF CANADA NY FLT CERT DEPOS DTD 06/05/2018 2.783% 06/03/2019	78012UDY8	25,000,000.00	25,000,000.00	0.00	25,000,000.00	0.00	0.00	0.00
	06/04/19	06/04/19	NATIXIS NY BRANCH COMM PAPER DTD 12/06/2018 0.000% 06/04/2019	63873KT49	235,000,000.00	235,000,000.00	0.00	235,000,000.00	15,340.28	0.00	0.00
	06/05/19	06/05/19	NATIXIS NY BRANCH COMM PAPER DTD 12/07/2018 0.000% 06/05/2019	63873KT56	275,000,000.00	275,000,000.00	0.00	275,000,000.00	17,951.39	0.00	0.00
	06/05/19	06/05/19	TORONTO DOMINION BANK NY CERT DEPOS DTD 05/06/2019 2.470% 06/05/2019	89114WG35	35,000,000.00	35,000,000.00	0.00	35,000,000.00	0.00	0.00	0.00
	06/06/19	06/06/19	NATIXIS NY BRANCH COMM PAPER DTD 12/06/2018 0.000% 06/06/2019	63873KT64	144,000,000.00	144,000,000.00	0.00	144,000,000.00	9,400.00	0.00	0.00
	06/07/19	06/07/19	MUFG BANK LTD/NY COMM PAPER DTD 03/29/2019 0.000% 06/07/2019	62479MT78	25,000,000.00	25,000,000.00	0.00	25,000,000.00	54,444.44	0.00	0.00
	06/07/19	06/07/19	COMMONWEALTH BANK OF AUSTRALIA NY FLT CD DTD 12/12/2018 2.757% 06/07/2019	20271EOE2	25,000,000.00	25,000,000.00	0.00	25,000,000.00	0.00	0.00	0.00
	06/07/19	06/07/19	NATIXIS NY BRANCH COMM PAPER DTD 09/11/2018 0.000% 06/07/2019	63873KT72	103,000,000.00	103,000,000.00	0.00	103,000,000.00	6,723.61	0.00	0.00
	06/10/19	06/10/19	MUFG BANK LTD/NY COMM PAPER DTD 10/11/2018 0.000% 06/10/2019	62479MTA1	20,000,000.00	20,000,000.00	0.00	20,000,000.00	26,666.67	0.00	0.00
	06/10/19	06/10/19	NATIXIS NY BRANCH COMM PAPER DTD 09/14/2018 0.000% 06/10/2019	63873KTA5	94,000,000.00	94,000,000.00	0.00	94,000,000.00	18,408.33	0.00	0.00
	06/11/19	06/11/19	NATIXIS NY BRANCH COMM PAPER DTD 12/11/2018 0.000% 06/11/2019	63873KTB3	85,000,000.00	85,000,000.00	0.00	85,000,000.00	5,548.61	0.00	0.00
	06/12/19	06/12/19	NATIXIS NY BRANCH COMM PAPER DTD 12/12/2018 0.000% 06/12/2019	63873KTC1	63,000,000.00	63,000,000.00	0.00	63,000,000.00	4,112.50	0.00	0.00
	06/13/19	06/13/19	MUFG BANK LTD/NY COMM PAPER -- 0.000% 06/13/2019	62479MTD5	30,000,000.00	30,000,000.00	0.00	30,000,000.00	63,291.67	0.00	0.00
	06/13/19	06/13/19	NATIXIS NY BRANCH COMM PAPER -- 0.000% 06/13/2019	63873KTD9	80,000,000.00	80,000,000.00	0.00	80,000,000.00	5,222.22	0.00	0.00



Managed Account Security Transactions & Interest

For the Month Ending **June 30, 2019**

SAN BERNARDINO COUNTY - 76990800

Transaction Type	Trade	Settle	Security Description	CUSIP	Par	Principal Proceeds	Accrued Interest	Total	Realized G/L Cost	Realized G/L Amort Cost	Sale Method	
MATURITY												
	06/14/19	06/14/19	NATIXIS NY BRANCH COMM PAPER DTD 12/13/2018 0.000% 06/14/2019	63873KTE7	80,000,000.00	80,000,000.00	0.00	80,000,000.00	5,222.22	0.00	0.00	
	06/15/19	06/15/19	US TREASURY NOTES DTD 06/15/2016 0.875% 06/15/2019	912828R85	25,000,000.00	25,000,000.00	0.00	25,000,000.00	339,843.75	0.00	0.00	
	06/17/19	06/17/19	NATIXIS NY BRANCH COMM PAPER DTD 12/17/2018 0.000% 06/17/2019	63873KTH0	79,000,000.00	79,000,000.00	0.00	79,000,000.00	15,470.83	0.00	0.00	
	06/18/19	06/18/19	NATIXIS NY BRANCH COMM PAPER DTD 11/15/2018 0.000% 06/18/2019	63873KTJ6	118,000,000.00	118,000,000.00	0.00	118,000,000.00	7,702.78	0.00	0.00	
	06/19/19	06/19/19	AMERICAN HONDA FINANCE COMM PAPER DTD 03/21/2019 0.000% 06/19/2019	02665KTK3	35,000,000.00	35,000,000.00	0.00	35,000,000.00	218,915.28	0.00	0.00	
	06/19/19	06/19/19	NATIXIS NY BRANCH COMM PAPER DTD 12/21/2018 0.000% 06/19/2019	63873KTK3	90,000,000.00	90,000,000.00	0.00	90,000,000.00	5,875.00	0.00	0.00	
	06/20/19	06/20/19	NATIXIS NY BRANCH COMM PAPER DTD 12/20/2018 0.000% 06/20/2019	63873KTL1	64,000,000.00	64,000,000.00	0.00	64,000,000.00	4,177.78	0.00	0.00	
	06/21/19	06/21/19	NATIXIS NY BRANCH COMM PAPER DTD 03/13/2019 0.000% 06/21/2019	63873KTM9	27,000,000.00	27,000,000.00	0.00	27,000,000.00	1,762.50	0.00	0.00	
	06/21/19	06/21/19	FHLB GLOBAL NOTE DTD 06/03/2016 1.125% 06/21/2019	3130A8DB6	50,000,000.00	50,000,000.00	0.00	50,000,000.00	21,000.00	0.00	0.00	
	06/25/19	06/25/19	NATIXIS NY BRANCH COMM PAPER DTD 12/27/2018 0.000% 06/25/2019	63873KTR8	64,000,000.00	64,000,000.00	0.00	64,000,000.00	4,177.78	0.00	0.00	
	06/26/19	06/26/19	CREDIT AGRICOLE CIB NY COMM PAPER DTD 12/26/2018 0.000% 06/26/2019	22533UTS2	124,000,000.00	124,000,000.00	0.00	124,000,000.00	8,094.44	0.00	0.00	
	06/26/19	06/26/19	ROYAL BANK OF CANADA NY CERT DEPOS DTD 08/29/2018 2.670% 06/26/2019	78012UGL3	50,000,000.00	50,000,000.00	0.00	50,000,000.00	(11,050.00)	0.00	0.00	
	06/27/19	06/27/19	NATIXIS NY BRANCH COMM PAPER -- 0.000% 06/27/2019	63873KTT4	174,000,000.00	174,000,000.00	0.00	174,000,000.00	11,358.33	0.00	0.00	
	06/27/19	06/27/19	NATIXIS NY BRANCH COMM PAPER -- 0.000% 06/27/2019	63873KTT4	30,000,000.00	30,000,000.00	0.00	30,000,000.00	1,958.33	0.00	0.00	
	06/29/19	06/29/19	FHLMC NOTES (STEP, CALLED OMD 12/29/22) DTD 12/29/2017 2.375% 06/29/2019	3134GB6S6	20,000,000.00	20,000,000.00	0.00	20,000,000.00	2,710.00	0.00	0.00	



Managed Account Security Transactions & Interest

For the Month Ending **June 30, 2019**

SAN BERNARDINO COUNTY - 76990800

Transaction Type	Trade	Settle	Security Description	CUSIP	Par	Principal Proceeds	Accrued Interest	Total	Realized G/L Cost	Realized G/L Amort Cost	Sale Method	
MATURITY												
	06/30/19	06/30/19	US TREASURY N/B NOTES DTD 06/30/2017 1.250% 06/30/2019	912828XV7	50,000,000.00	50,000,000.00	0.00	50,000,000.00	429,687.50	0.00		
	06/30/19	06/30/19	US TREASURY NOTES DTD 06/30/2014 1.625% 06/30/2019	912828WS5	50,000,000.00	50,000,000.00	0.00	50,000,000.00	(210,937.50)	0.00		
	06/30/19	06/30/19	US TREASURY NOTES DTD 06/30/2014 1.625% 06/30/2019	912828WS5	50,000,000.00	50,000,000.00	0.00	50,000,000.00	(244,140.63)	0.00		
Transaction Type Sub-Total					2,842,000,000.00	2,842,000,000.00	0.00	2,842,000,000.00	1,181,858.94	0.00		
SELL												
	06/11/19	06/12/19	US TREASURY NOTES DTD 07/02/2012 1.000% 06/30/2019	912828TC4	50,000,000.00	49,972,656.25	225,138.12	50,197,794.37	341,796.87	(19,120.25)	FIFO	
Transaction Type Sub-Total					50,000,000.00	49,972,656.25	225,138.12	50,197,794.37	341,796.87	(19,120.25)		
Managed Account Sub-Total						(16,747,843.49)	9,298,053.23	(7,449,790.26)	1,523,655.81	(19,120.25)		
Total Security Transactions						(\$16,747,843.49)	\$9,298,053.23	(\$7,449,790.26)	\$1,523,655.81	(\$19,120.25)		