



Customer Service  
PO Box 11813  
Harrisburg, PA 17108-1813

## ACCOUNT STATEMENT

### SAN BERNARDINO COUNTY

For the Month Ending  
**March 31, 2020**

#### Client Management Team

**Kenneth Schiebel, CFA**

Managing Director  
213 Market Street  
Harrisburg, PA 17101-2141  
717-232-2723  
schiebelk@pfm.com

**Danny A. Nelson**

Senior Managing Consultant  
190 South LaSalle, Suite 2000  
Chicago, IL 60603  
312-523-2434  
nelsond@pfm.com

#### Contents

Cover/Disclosures  
Summary Statement  
Individual Accounts

#### Accounts included in Statement

76990800      SAN BERNARDINO COUNTY

SAN BERNARDINO COUNTY  
PARTH BHATT  
268 WEST HOSPITALITY LANE  
FIRST FLOOR  
SAN BERNARDINO, CA 92415-0360

**Online Access**    [www.pfm.com](http://www.pfm.com)

**Customer Service**    1-717-232-2723

**Important Disclosures****Important Disclosures**

This statement is for general information purposes only and is not intended to provide specific advice or recommendations. PFM Asset Management LLC ("PFM") is an investment advisor registered with the Securities and Exchange Commission, and is required to maintain a written disclosure statement of our background and business experience. If you would like to receive a copy of our current disclosure statement, please contact Service Operations at the address below.

**Proxy Voting** PFM does not normally receive proxies to vote on behalf of its clients. However, it does on occasion receive consent requests. In the event a consent request is received the portfolio manager contacts the client and then proceeds according to their instructions. PFM's Proxy Voting Policy is available upon request by contacting Service Operations at the address below.

**Questions About an Account** PFM's monthly statement is intended to detail our investment advisory activity as well as the activity of any accounts held by clients in pools that are managed by PFM. The custodian bank maintains the control of assets and executes (i.e., settles) all investment transactions. The custodian statement is the official record of security and cash holdings and transactions. PFM recognizes that clients may use these reports to facilitate record keeping and that the custodian bank statement and the PFM statement should be reconciled and differences resolved. Many custodians use a settlement date basis which may result in the need to reconcile due to a timing difference.

**Account Control** PFM does not have the authority to withdraw funds from or deposit funds to the custodian. Our clients retain responsibility for their internal accounting policies; implementing and enforcing internal controls and generating ledger entries or otherwise recording transactions.

**Market Value** Generally, PFM's market prices are derived from closing bid prices as of the last business day of the month as supplied by Refinitiv or Bloomberg. Where prices are not available from generally recognized sources the securities are priced using a yield-based matrix system to arrive at an estimated market value. Prices that fall between data points are interpolated. Non-negotiable FDIC-insured bank certificates of deposit are priced at par. Although PFM believes the prices to be reliable, the values of the securities do not always represent the prices at which the securities could have been bought or sold. Explanation of the valuation methods for a registered investment company, local government investment program, or TERM funds is contained in the appropriate fund offering documentation or information statement.

**Amortized Cost** The original cost of the principal of the security is adjusted for the amount of the periodic reduction of any discount or premium from the purchase date until the date of the report. Discount or premium with respect to short term securities (those with less than one year to maturity at time of issuance) is amortized on a straightline basis. Such discount or premium with respect to longer term securities is amortized using the constant yield basis.

**Tax Reporting** Cost data and realized gains / losses are provided for informational purposes only. Please review for accuracy and consult your tax advisor to determine the tax consequences of your security transactions. PFM does not report such information to the IRS or other taxing authorities and is not responsible for the accuracy of such information that may be required to be reported to federal, state or other taxing authorities.

**Financial Situation** In order to better serve you, PFM should be promptly notified of any material change in your investment objective or financial situation.

**Callable Securities** Securities subject to redemption prior to maturity may be redeemed in whole or in part before maturity, which could affect the yield represented.

**Portfolio** The securities in this portfolio, including shares of mutual funds, are not guaranteed or otherwise protected by PFM, the FDIC (except for certain non-negotiable certificates of deposit) or any government agency. Investment in securities involves risks, including the possible loss of the amount invested. Actual settlement values, accrued interest, and amortized cost amounts may vary for securities subject to an adjustable interest rate or subject to principal paydowns. Any changes to the values shown may be reflected within the next monthly statement's beginning values.

**Rating** Information provided for ratings is based upon a good faith inquiry of selected sources, but its accuracy and completeness cannot be guaranteed. Shares of some money market and TERM funds are marketed through representatives of PFM's wholly owned subsidiary, PFM Fund Distributors, Inc. PFM Fund Distributors, Inc. is registered with the SEC as a broker/dealer and is a member of the Financial Industry Regulatory Authority ("FINRA") and the Municipal Securities Rulemaking Board ("MSRB"). You may reach the FINRA by calling the FINRA Regulator Public Disclosure Hotline at 1-888-289-9999 or at the FINRA Regulation Internet website address [www.nasd.com](http://www.nasd.com). A brochure describing the FINRA Regulation Public Disclosure Program is also available from the FINRA upon request.

**Key Terms and Definitions**

**Dividends** on money market funds consist of interest earned, plus any discount ratably amortized to the date of maturity, plus all realized gains and losses on the sale of securities prior to maturity, less ratably amortization of any premium and all accrued expenses to the fund. Dividends are accrued daily and may be paid either monthly or quarterly. The monthly earnings on this statement represent the estimated dividend accrued for the month for any program that distributes earnings on a quarterly basis. There is no guarantee that the estimated amount will be paid on the actual distribution date.

**Current Yield** is the net change, exclusive of capital changes and income other than investment income, in the value of a hypothetical fund account with a balance of one share over the seven-day base period including the statement date, expressed as a percentage of the value of one share (normally \$1.00 per share) at the beginning of the seven-day period. This resulting net change in account value is then annualized by multiplying it by

365 and dividing the result by 7. The yields quoted should not be considered a representation of the yield of the fund in the future, since the yield is not fixed.

**Average maturity** represents the average maturity of all securities and investments of a portfolio, determined by multiplying the par or principal value of each security or investment by its maturity (days or years), summing the products, and dividing the sum by the total principal value of the portfolio. The stated maturity date of mortgage backed or callable securities are used in this statement. However the actual maturity of these securities could vary depending on the level or prepayments on the underlying mortgages or whether a callable security has or is still able to be called.

**Monthly distribution yield** represents the net change in the value of one share (normally \$1.00 per share) resulting from all dividends declared during the month by a fund expressed as a percentage of the value of one share at the beginning of the month. This resulting net change is then annualized by multiplying it by 365 and dividing it by the number of calendar days in the month.

**YTM at Cost** The yield to maturity at cost is the expected rate of return, based on the original cost, the annual interest receipts, maturity value and the time period from purchase date to maturity, stated as a percentage, on an annualized basis.

**YTM at Market** The yield to maturity at market is the rate of return, based on the current market value, the annual interest receipts, maturity value and the time period remaining until maturity, stated as a percentage, on an annualized basis.

**Managed Account** A portfolio of investments managed discretely by PFM according to the client's specific investment policy and requirements. The investments are directly owned by the client and held by the client's custodian.

**Unsettled Trade** A trade which has been executed however the final consummation of the security transaction and payment has not yet taken place.

Please review the detail pages of this statement carefully. If you think your statement is wrong, missing account information, or if you need more information about a transaction, please contact PFM within 60 days of receipt. If you have other concerns or questions regarding your account you should contact a member of your client management team or PFM Service Operations at the address below.

PFM Asset Management LLC  
Attn: Service Operations  
213 Market Street  
Harrisburg, PA 17101



**Account Statement**

For the Month Ending **March 31, 2020**

**Consolidated Summary Statement**

SAN BERNARDINO COUNTY

**Portfolio Summary**

<b>Portfolio Holdings</b>	<b>Cash Dividends and Income</b>	<b>Closing Market Value</b>
PFM Managed Account	6,659,545.70	7,663,696,659.75
Cash Balance	0.00	370,101,145.04
<b>Total</b>	<b>\$6,659,545.70</b>	<b>\$8,033,797,804.79</b>

**Investment Allocation**

<b>Investment Type</b>	<b>Closing Market Value</b>	<b>Percent</b>
Asset-Backed Security	230,300,630.35	2.87
Bank Note	135,130,846.00	1.68
Certificate of Deposit	799,347,370.50	9.95
Commercial Paper	398,708,385.00	4.96
Corporate Note	153,866,931.08	1.92
Federal Agency Bond / Note	1,887,680,878.15	23.50
Federal Agency Discount Note	315,568,676.17	3.93
Federally Insured Cash Account	50,000,000.00	0.62
Joint Powers Authority	282,000,000.00	3.51
Money Market Mutual Fund	476,000,000.00	5.92
NOW Account	200,000,000.00	2.49
Supra-National Agency Bond / Note	277,053,800.00	3.45
Supra-National Discount Note	189,945,380.00	2.36
U.S. Treasury Bond / Note	2,268,093,762.50	28.23
Cash Balance	370,101,145.04	4.61
<b>Total</b>	<b>\$8,033,797,804.79</b>	<b>100.00%</b>



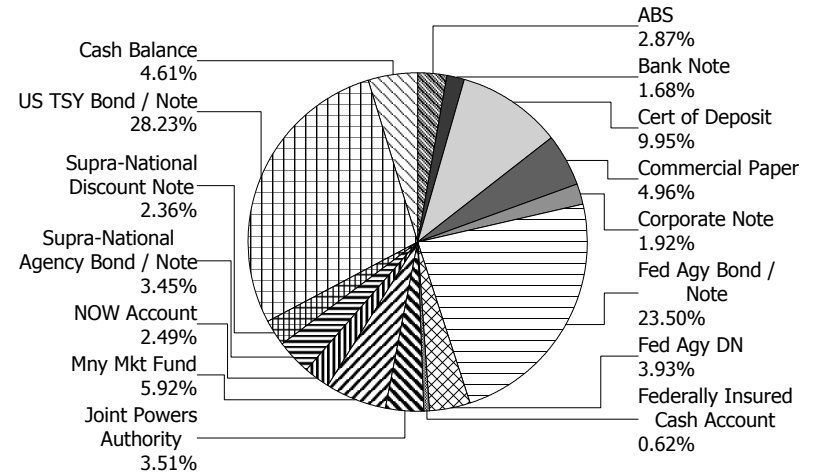
**Consolidated Summary Statement**

SAN BERNARDINO COUNTY

**Maturity Distribution (Fixed Income Holdings)**

**Sector Allocation**

Portfolio Holdings	Closing Market Value	Percent
Under 30 days	1,563,233,555.04	19.45
31 to 60 days	570,763,987.87	7.09
61 to 90 days	284,978,150.00	3.55
91 to 180 days	1,381,617,120.80	17.20
181 days to 1 year	817,586,719.48	10.18
1 to 2 years	1,044,238,843.77	13.00
2 to 3 years	664,803,563.82	8.28
3 to 4 years	844,405,140.05	10.51
4 to 5 years	807,936,348.96	10.06
Over 5 years	54,234,375.00	0.68
<b>Total</b>	<b>\$8,033,797,804.79</b>	<b>100.00%</b>
<b>Weighted Average Days to Maturity</b>	<b>504</b>	





## Managed Account Summary Statement

For the Month Ending **March 31, 2020**

**SAN BERNARDINO COUNTY - 76990800**

### Transaction Summary - Managed Account

<b>Opening Market Value</b>	<b>\$7,413,779,924.21</b>
Maturities/Calls	(1,029,026,976.07)
Principal Dispositions	(252,000,000.00)
Principal Acquisitions	1,494,122,683.68
Unsettled Trades	0.00
Change in Current Value	36,821,027.93
<b>Closing Market Value</b>	<b>\$7,663,696,659.75</b>

### Cash Transactions Summary - Managed Account

Maturities/Calls	1,026,232,500.00
Sale Proceeds	252,000,000.00
Coupon/Interest/Dividend Income	5,654,655.59
Principal Payments	3,026,976.07
Security Purchases	(1,494,153,967.92)
Net Cash Contribution	207,239,836.26
Reconciling Transactions	0.00

### Earnings Reconciliation (Cash Basis) - Managed Account

Interest/Dividends/Coupons Received	5,887,155.59
Less Purchased Interest Related to Interest/Coupons	(31,284.24)
Plus Net Realized Gains/Losses	803,674.35
<b>Total Cash Basis Earnings</b>	<b>\$6,659,545.70</b>

### Cash Balance

**Closing Cash Balance** **\$0.00**

### Earnings Reconciliation (Accrual Basis)

	<b>Total</b>
Ending Amortized Value of Securities	7,529,942,205.81
Ending Accrued Interest	27,581,433.51
Plus Proceeds from Sales	252,000,000.00
Plus Proceeds of Maturities/Calls/Principal Payments	1,029,259,476.07
Plus Coupons/Dividends Received	5,654,655.59
Less Cost of New Purchases	(1,494,153,967.92)
Less Beginning Amortized Value of Securities	(7,314,967,060.02)
Less Beginning Accrued Interest	(23,458,580.03)
<b>Total Accrual Basis Earnings</b>	<b>\$11,858,163.01</b>



## Portfolio Summary and Statistics

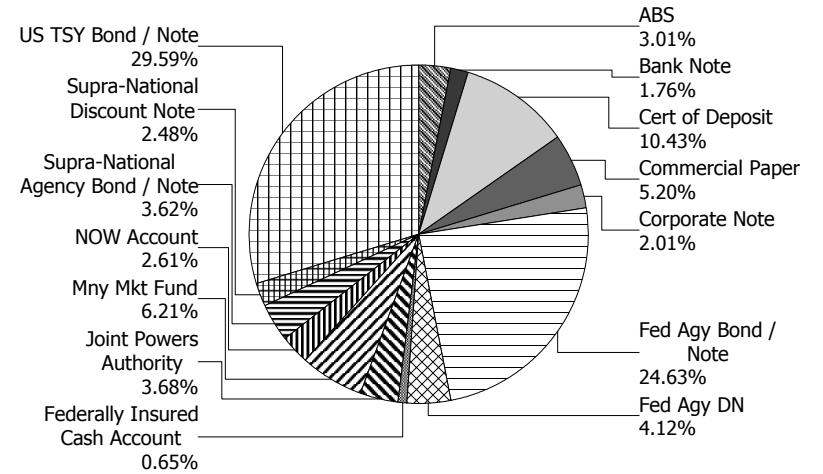
For the Month Ending **March 31, 2020**

**SAN BERNARDINO COUNTY - 76990800**

### Account Summary

Description	Par Value	Market Value	Percent
U.S. Treasury Bond / Note	2,200,000,000.00	2,268,093,762.50	29.59
Supra-National Discount Note	190,000,000.00	189,945,380.00	2.48
Supra-National Agency Bond / Note	270,000,000.00	277,053,800.00	3.62
NOW Account	200,000,000.00	200,000,000.00	2.61
Money Market Mutual Fund	476,000,000.00	476,000,000.00	6.21
Joint Powers Authority	282,000,000.00	282,000,000.00	3.68
Federally Insured Cash Account	50,000,000.00	50,000,000.00	0.65
Federal Agency Discount Note	315,698,000.00	315,568,676.17	4.12
Federal Agency Bond / Note	1,829,335,000.00	1,887,680,878.15	24.63
Corporate Note	153,090,000.00	153,866,931.08	2.01
Commercial Paper	400,000,000.00	398,708,385.00	5.20
Certificate of Deposit	800,000,000.00	799,347,370.50	10.43
Bank Note	135,000,000.00	135,130,846.00	1.76
Asset-Backed Security	232,236,807.45	230,300,630.35	3.01
<b>Managed Account Sub-Total</b>	<b>7,533,359,807.45</b>	<b>7,663,696,659.75</b>	<b>100.00%</b>
Accrued Interest		27,581,433.51	
<b>Total Portfolio</b>	<b>7,533,359,807.45</b>	<b>7,691,278,093.26</b>	

### Sector Allocation



**Unsettled Trades** **0.00** **0.00**

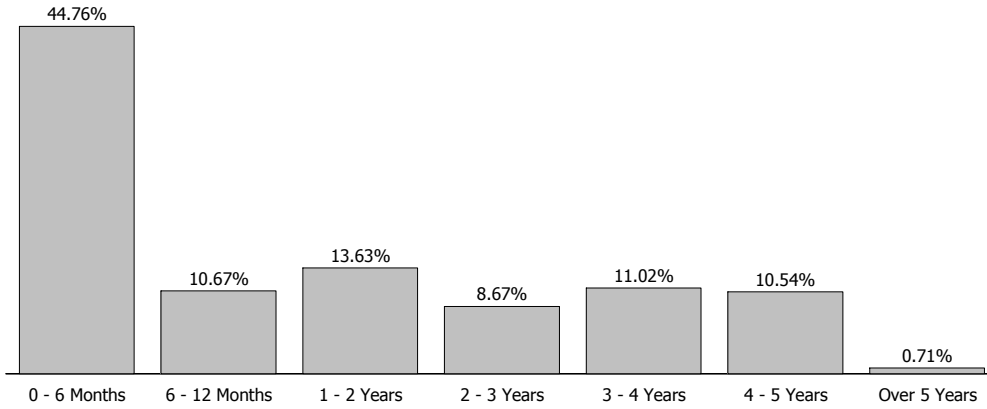


## Portfolio Summary and Statistics

For the Month Ending **March 31, 2020**

SAN BERNARDINO COUNTY - 76990800

### Maturity Distribution



### Characteristics

Yield to Maturity at Cost	1.83%
Yield to Maturity at Market	0.74%
Duration to Worst	1.34
Weighted Average Days to Maturity	528



## Managed Account Issuer Summary

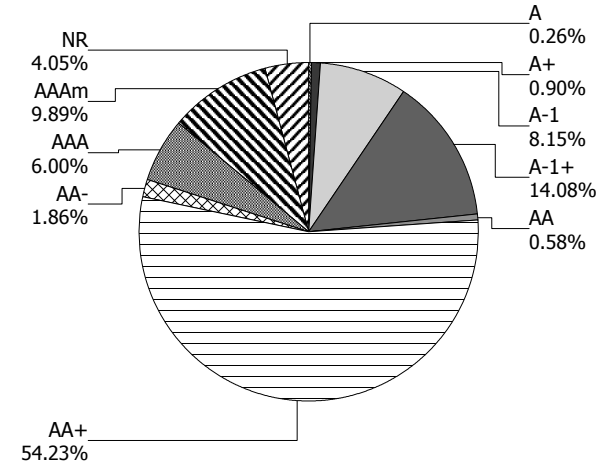
For the Month Ending **March 31, 2020**

SAN BERNARDINO COUNTY - 76990800

### Issuer Summary

Issuer	Market Value of Holdings	Percent
3M COMPANY	17,105,564.00	0.22
BANK OF AMERICA CO	24,799,175.00	0.32
BANK OF MONTREAL	49,855,779.00	0.65
BANK OF NOVA SCOTIA	125,172,825.00	1.63
BANK OF THE WEST	200,000,000.00	2.61
BNP PARIBAS	99,825,650.00	1.30
CAMP	282,000,000.00	3.68
CHASE ISSURANCE	21,815,609.65	0.28
CREDIT AGRICOLE SA	49,803,450.00	0.65
DEERE & COMPANY	20,001,130.00	0.26
EXXON MOBIL CORP	57,038,402.48	0.74
FANNIE MAE	708,942,885.00	9.26
FEDERAL FARM CREDIT BANKS	367,740,059.16	4.80
FEDERAL HOME LOAN BANKS	913,191,935.16	11.93
FEDERATED GOVT OBLIGATIONS FUNDS	318,000,000.00	4.15
FIDELITY TREASURY MF	158,000,000.00	2.06
FREDDIE MAC	213,374,675.00	2.78
HONDA AUTO RECEIVABLES	69,967,432.81	0.91
HYUNDAI AUTO RECEIVABLES	6,205,982.63	0.08
INTER-AMERICAN DEVELOPMENT BANK	129,620,200.00	1.69
INTERNATIONAL FINANCE CORPORATION	25,345,475.00	0.33
INTL BANK OF RECONSTRUCTION AND DEV	312,033,505.00	4.07
JOHN DEERE OWNER TRUST	24,481,264.30	0.32
JOHNSON & JOHNSON	3,000,864.00	0.04
JP MORGAN CHASE & CO	7,506,975.00	0.10
MERCEDES-BENZ AUTO LEASE TRUST	13,326,699.00	0.17
MERCEDES-BENZ AUTO RECEIVABLES	13,372,760.45	0.17
MICROSOFT CORP	9,904,438.60	0.13
NATIXIS NY BRANCH	99,519,900.00	1.30
NORDEA BANK AB	75,090,537.50	0.98
RABOBANK NEDERLAND	50,086,880.00	0.65
ROYAL BANK OF CANADA	99,651,918.50	1.30

### Credit Quality (S&P Ratings)







### Managed Account Issuer Summary

For the Month Ending **March 31, 2020**

SAN BERNARDINO COUNTY - 76990800

<b>Issuer</b>	<b>Market Value of Holdings</b>	<b>Percent</b>
STONECASTLE FICA	50,000,000.00	0.65
SVENSKA HANDELSBANKEN AB	149,849,938.00	1.96
SWEDBANK AB	99,920,306.00	1.30
TORONTO-DOMINION BANK	99,676,246.50	1.30
TOYOTA MOTOR CORP	215,932,071.51	2.82
UNITED STATES TREASURY	2,268,093,762.50	29.61
US BANCORP	102,482,768.00	1.34
VISA INC	4,574,570.00	0.06
WAL-MART STORES INC	27,367,115.00	0.36
WELLS FARGO & COMPANY	80,017,910.00	1.04
<b>Total</b>	<b>\$7,663,696,659.75</b>	<b>100.00%</b>



**Managed Account Detail of Securities Held**

For the Month Ending **March 31, 2020**

**SAN BERNARDINO COUNTY - 76990800**

<b>Security Type/Description Dated Date/Coupon/Maturity</b>	<b>CUSIP</b>	<b>Par</b>	<b>S&amp;P Rating</b>	<b>Moody's Rating</b>	<b>Trade Date</b>	<b>Settle Date</b>	<b>Original Cost</b>	<b>YTM at Cost</b>	<b>Accrued Interest</b>	<b>Amortized Cost</b>	<b>Market Value</b>
<b>U.S. Treasury Bond / Note</b>											
US TREASURY NOTES DTD 04/30/2015 1.375% 04/30/2020	912828K58	50,000,000.00	AA+	Aaa	01/06/17	01/09/17	49,675,781.25	1.58	288,976.65	49,992,023.00	50,039,060.00
US TREASURY NOTES DTD 04/30/2013 1.125% 04/30/2020	912828VA5	50,000,000.00	AA+	Aaa	01/31/18	02/01/18	48,820,312.50	2.21	236,435.44	49,957,308.00	50,031,250.00
US TREASURY NOTES DTD 05/31/2013 1.375% 05/31/2020	912828VF4	50,000,000.00	AA+	Aaa	03/28/18	03/29/18	49,009,765.63	2.31	231,045.08	49,923,888.00	50,085,940.00
US TREASURY NOTES DTD 06/01/2015 1.500% 05/31/2020	912828XE5	50,000,000.00	AA+	Aaa	04/25/18	04/26/18	48,966,796.88	2.52	252,049.18	49,917,604.00	50,101,560.00
US TREASURY NOTES DTD 07/01/2013 1.875% 06/30/2020	912828VJ6	50,000,000.00	AA+	Aaa	03/28/18	03/29/18	49,511,718.75	2.32	236,950.55	49,945,493.00	50,203,125.00
US TREASURY NOTES DTD 07/01/2013 1.875% 06/30/2020	912828VJ6	50,000,000.00	AA+	Aaa	04/25/18	04/26/18	49,298,828.13	2.54	236,950.55	49,918,842.50	50,203,125.00
US TREASURY NOTES DTD 06/30/2015 1.625% 06/30/2020	912828XH8	50,000,000.00	AA+	Aaa	07/01/19	07/02/19	49,828,125.00	1.98	205,357.14	49,957,069.00	50,179,690.00
US TREASURY NOTES DTD 06/30/2015 1.625% 06/30/2020	912828XH8	100,000,000.00	AA+	Aaa	07/29/19	07/30/19	99,632,812.50	2.03	410,714.29	99,900,887.00	100,359,380.00
US TREASURY NOTES DTD 07/31/2013 2.000% 07/31/2020	912828VP2	50,000,000.00	AA+	Aaa	04/25/18	04/26/18	49,404,296.88	2.54	167,582.42	49,910,738.00	50,273,440.00
US TREASURY NOTES DTD 08/16/2010 2.625% 08/15/2020	912828NT3	25,000,000.00	AA+	Aaa	12/20/16	12/21/16	25,721,679.69	1.80	82,932.69	25,075,969.00	25,207,030.00
UNITED STATES TREASURY NOTES DTD 08/31/2018 2.625% 08/31/2020	9128284Y3	50,000,000.00	AA+	Aaa	12/18/18	12/20/18	49,968,750.00	2.66	114,130.43	49,992,512.00	50,492,190.00
US TREASURY NOTES DTD 09/30/2015 1.375% 09/30/2020	912828L65	50,000,000.00	AA+	Aaa	12/18/18	12/20/18	48,888,671.88	2.66	1,878.42	49,683,982.00	50,273,440.00
US TREASURY NOTES DTD 10/31/2013 1.750% 10/31/2020	912828WC0	50,000,000.00	AA+	Aaa	10/25/17	10/26/17	49,996,093.75	1.75	367,788.46	49,999,243.00	50,445,310.00
US TREASURY NOTES DTD 11/30/2015 1.625% 11/30/2020	912828M98	25,000,000.00	AA+	Aaa	12/20/16	12/21/16	24,755,859.38	1.88	136,526.64	24,957,659.75	25,238,280.00



**Managed Account Detail of Securities Held**

For the Month Ending **March 31, 2020**

**SAN BERNARDINO COUNTY - 76990800**

<b>Security Type/Description Dated Date/Coupon/Maturity</b>	<b>CUSIP</b>	<b>Par</b>	<b>S&amp;P Rating</b>	<b>Moody's Rating</b>	<b>Trade Date</b>	<b>Settle Date</b>	<b>Original Cost</b>	<b>YTM at Cost</b>	<b>Accrued Interest</b>	<b>Amortized Cost</b>	<b>Market Value</b>
<b>U.S. Treasury Bond / Note</b>											
US TREASURY N/B NOTES DTD 02/15/2018 2.250% 02/15/2021	9128283X6	50,000,000.00	AA+	Aaa	03/14/19	03/18/19	49,787,109.38	2.48	142,170.33	49,901,892.50	50,906,250.00
US TREASURY N/B NOTES DTD 02/15/2018 2.250% 02/15/2021	9128283X6	75,000,000.00	AA+	Aaa	03/25/19	03/26/19	74,923,828.13	2.30	213,255.49	74,964,825.00	76,359,375.00
US TREASURY NOTES DTD 02/29/2016 1.125% 02/28/2021	912828P87	25,000,000.00	AA+	Aaa	11/29/17	11/30/17	24,374,023.44	1.92	24,456.52	24,820,230.50	25,214,845.00
US TREASURY NOTES DTD 05/31/2016 1.375% 05/31/2021	912828R77	25,000,000.00	AA+	Aaa	12/20/16	12/21/16	24,334,960.94	2.00	115,522.54	24,820,125.75	25,339,845.00
US TREASURY NOTES DTD 06/02/2014 2.000% 05/31/2021	912828WN6	50,000,000.00	AA+	Aaa	12/02/16	12/05/16	50,447,265.63	1.79	336,065.57	50,119,466.00	51,039,060.00
US TREASURY NOTES DTD 07/31/2014 2.250% 07/31/2021	912828WY2	100,000,000.00	AA+	Aaa	04/29/19	04/30/19	99,925,781.25	2.28	377,060.44	99,956,645.00	102,515,620.00
US TREASURY NOTES DTD 09/30/2016 1.125% 09/30/2021	912828T34	25,000,000.00	AA+	Aaa	11/29/17	11/30/17	24,198,242.19	2.00	768.44	24,679,539.25	25,308,595.00
US TREASURY NOTES DTD 12/01/2014 1.875% 11/30/2021	912828G53	25,000,000.00	AA+	Aaa	12/20/16	12/21/16	24,734,375.00	2.10	157,530.74	24,907,564.25	25,644,530.00
US TREASURY NOTES DTD 02/02/2015 1.500% 01/31/2022	912828H86	50,000,000.00	AA+	Aaa	02/15/17	02/16/17	48,779,296.88	2.02	125,686.81	49,534,613.50	51,085,940.00
US TREASURY N/B NOTES DTD 02/28/2017 1.875% 02/28/2022	912828W55	25,000,000.00	AA+	Aaa	11/29/17	11/30/17	24,823,242.19	2.05	40,760.87	24,918,666.00	25,757,812.50
US TREASURY NOTES DTD 07/31/2017 1.875% 07/31/2022	912828P4	100,000,000.00	AA+	Aaa	04/29/19	04/30/19	98,746,093.75	2.28	314,217.03	99,093,133.00	103,625,000.00
US TREASURY N/B NOTES DTD 11/02/2015 1.875% 10/31/2022	912828M49	25,000,000.00	AA+	Aaa	11/29/17	11/30/17	24,739,257.81	2.10	197,029.53	24,859,981.25	26,000,000.00
US TREASURY N/B NOTES DTD 05/31/2016 1.625% 05/31/2023	912828R69	50,000,000.00	AA+	Aaa	04/05/19	04/08/19	48,658,203.13	2.31	273,053.28	48,965,075.00	51,968,750.00
US TREASURY NOTES DTD 06/30/2016 1.375% 06/30/2023	912828S35	25,000,000.00	AA+	Aaa	11/08/19	11/12/19	24,701,171.88	1.72	86,881.87	24,732,210.75	25,812,500.00



**Managed Account Detail of Securities Held**

For the Month Ending **March 31, 2020**

**SAN BERNARDINO COUNTY - 76990800**

<b>Security Type/Description Dated Date/Coupon/Maturity</b>	<b>CUSIP</b>	<b>Par</b>	<b>S&amp;P Rating</b>	<b>Moody's Rating</b>	<b>Trade Date</b>	<b>Settle Date</b>	<b>Original Cost</b>	<b>YTM at Cost</b>	<b>Accrued Interest</b>	<b>Amortized Cost</b>	<b>Market Value</b>
<b>U.S. Treasury Bond / Note</b>											
US TREASURY NOTES DTD 06/30/2016 1.375% 06/30/2023	912828S35	50,000,000.00	AA+	Aaa	04/03/19	04/04/19	48,123,046.88	2.31	173,763.74	48,547,074.00	51,625,000.00
US TREASURY N/B NOTES DTD 07/02/2018 2.625% 06/30/2023	9128284U1	50,000,000.00	AA+	Aaa	04/05/19	04/08/19	50,634,765.63	2.31	331,730.77	50,493,438.00	53,664,060.00
US TREASURY NOTES DTD 06/30/2016 1.375% 06/30/2023	912828S35	100,000,000.00	AA+	Aaa	04/15/19	04/16/19	96,035,156.25	2.37	347,527.47	96,906,938.00	103,250,000.00
US TREASURY NOTES DTD 08/01/2016 1.250% 07/31/2023	912828S92	100,000,000.00	AA+	Aaa	03/27/19	03/28/19	96,265,625.00	2.15	209,478.02	97,106,336.00	102,921,880.00
US TREASURY NOTES DTD 08/31/2016 1.375% 08/31/2023	912828D1	100,000,000.00	AA+	Aaa	03/28/19	03/29/19	96,562,500.00	2.20	119,565.22	97,318,087.00	103,421,880.00
US TREASURY NOTES DTD 05/15/2014 2.500% 05/15/2024	912828WJ5	50,000,000.00	AA+	Aaa	09/30/19	10/01/19	52,062,500.00	1.57	473,901.10	51,846,164.50	54,343,750.00
US TREASURY NOTES DTD 05/15/2014 2.500% 05/15/2024	912828WJ5	50,000,000.00	AA+	Aaa	12/23/19	12/26/19	51,611,328.13	1.73	473,901.10	51,517,097.50	54,343,750.00
US TREASURY N/B NOTES DTD 06/30/2017 2.000% 06/30/2024	912828XX3	50,000,000.00	AA+	Aaa	09/25/19	09/26/19	50,886,718.75	1.61	252,747.25	50,794,642.00	53,390,625.00
US TREASURY N/B NOTES DTD 06/30/2017 2.000% 06/30/2024	912828XX3	50,000,000.00	AA+	Aaa	10/31/19	11/01/19	51,017,578.13	1.55	252,747.25	50,930,066.00	53,390,625.00
US TREASURY N/B NOTES DTD 06/30/2017 2.000% 06/30/2024	912828XX3	50,000,000.00	AA+	Aaa	11/01/19	11/04/19	50,935,546.88	1.58	252,747.25	50,856,621.50	53,390,625.00
UNITED STATES TREASURY NOTES DTD 07/01/2019 1.750% 06/30/2024	9128286Z8	50,000,000.00	AA+	Aaa	12/11/19	12/12/19	50,173,828.13	1.67	221,153.85	50,162,748.50	52,890,625.00
US TREASURY N/B DTD 07/31/2017 2.125% 07/31/2024	912828N9	50,000,000.00	AA+	Aaa	10/10/19	10/11/19	51,474,609.38	1.49	178,056.32	51,334,662.00	53,718,750.00
US TREASURY N/B DTD 02/17/2015 2.000% 02/15/2025	912828J27	50,000,000.00	AA+	Aaa	12/19/19	12/20/19	50,576,171.88	1.77	126,373.63	50,546,463.00	53,796,875.00
US TREASURY NOTES DTD 05/15/2015 2.125% 05/15/2025	912828XB1	50,000,000.00	AA+	Aaa	12/09/19	12/10/19	51,109,375.00	1.70	402,815.93	51,048,784.50	54,234,375.00



**Managed Account Detail of Securities Held**

For the Month Ending **March 31, 2020**

**SAN BERNARDINO COUNTY - 76990800**

Security Type/Description Dated Date/Coupon/Maturity	CUSIP	Par	S&P Rating	Moody's Rating	Trade Date	Settle Date	Original Cost	YTM at Cost	Accrued Interest	Amortized Cost	Market Value
<b>Security Type Sub-Total</b>		<b>2,200,000.00</b>					<b>2,184,121,093.86</b>	<b>2.08</b>	<b>9,190,286.30</b>	<b>2,194,816,308.50</b>	<b>2,268,093,762.50</b>

**Supra-National Discount Note**

INTL BANK OF RECON AND DEV DISC NOTE -- 0.000% 05/01/2020	459052WG7	50,000,000.00	A-1+	P-1	05/29/19	05/29/19	48,939,055.56	2.31	0.00	49,905,833.50	49,990,450.00
INTL BANK OF RECON AND DEV DISC NOTE -- 0.000% 05/01/2020	459052WG7	50,000,000.00	A-1+	P-1	06/03/19	06/03/19	48,945,500.00	2.33	0.00	49,905,000.00	49,990,450.00
IBRD DISCOUNT NOTE -- 0.000% 05/04/2020	459052WK8	30,000,000.00	A-1+	P-1	03/02/20	03/03/20	29,932,316.67	1.31	0.00	29,963,975.10	29,991,660.00
INTL BANK OF RECON AND DEV DISC NOTE -- 0.000% 06/01/2020	459052XP6	60,000,000.00	A-1+	P-1	06/05/19	06/05/19	58,763,166.67	2.09	0.00	59,791,583.40	59,972,820.00

<b>Security Type Sub-Total</b>		<b>190,000,000.00</b>					<b>186,580,038.90</b>	<b>2.09</b>	<b>0.00</b>	<b>189,566,392.00</b>	<b>189,945,380.00</b>
--------------------------------	--	-----------------------	--	--	--	--	-----------------------	-------------	-------------	-----------------------	-----------------------

**Supra-National Agency Bond / Note**

INTL BK RECON & DEVELOP NOTES DTD 03/21/2017 1.875% 04/21/2020	459058FZ1	25,000,000.00	AAA	Aaa	03/14/17	03/21/17	24,978,250.00	1.90	208,333.33	24,999,595.50	25,013,225.00
INTER-AMERICAN DEVEL BK NOTE DTD 04/12/2017 1.625% 05/12/2020	4581X0CX4	25,000,000.00	AAA	Aaa	04/05/17	04/12/17	24,940,750.00	1.70	156,857.64	24,997,758.75	25,021,075.00
INTL BANK OF RECON AND DEV GLOBAL NOTES DTD 08/29/2017 1.625% 09/04/2020	459058GA5	25,000,000.00	AAA	Aaa	08/22/17	08/29/17	24,994,750.00	1.63	30,468.75	24,999,241.25	25,076,150.00
INTERNATIONAL FINANCE CORPORATION NOTE DTD 01/25/2018 2.250% 01/25/2021	45950KCM0	25,000,000.00	AAA	Aaa	01/18/18	01/25/18	24,926,500.00	2.35	103,125.00	24,979,495.25	25,345,475.00
INTER-AMERICAN DEVELOPMENT BANK NOTE DTD 04/19/2018 2.625% 04/19/2021	4581X0DB1	50,000,000.00	AAA	Aaa	04/12/18	04/19/18	49,890,000.00	2.70	590,625.00	49,960,500.00	51,096,350.00
INTL BANK OF RECONSTRUCTION AND DEV NOTE DTD 07/25/2018 2.750% 07/23/2021	459058GH0	50,000,000.00	AAA	Aaa	07/18/18	07/25/18	49,883,000.00	2.83	259,722.22	49,947,566.50	51,457,350.00



**Managed Account Detail of Securities Held**

For the Month Ending **March 31, 2020**

**SAN BERNARDINO COUNTY - 76990800**

<b>Security Type/Description</b>	<b>Dated Date/Coupon/Maturity</b>	<b>CUSIP</b>	<b>Par</b>	<b>S&amp;P Rating</b>	<b>Moody's Rating</b>	<b>Trade Date</b>	<b>Settle Date</b>	<b>Original Cost</b>	<b>YTM at Cost</b>	<b>Accrued Interest</b>	<b>Amortized Cost</b>	<b>Market Value</b>
<b>Supra-National Agency Bond / Note</b>												
INTL BANK OF RECON AND DEV GLOBAL NOTES DTD 12/13/2017 2.125% 12/13/2021		459058GF4	20,000,000.00	AAA	Aaa	12/12/17	12/13/17	19,955,000.00	2.18	127,500.00	19,980,403.60	20,541,400.00
INTER-AMERICAN DEVELOPMENT BANK NOTE DTD 09/26/2018 3.000% 09/26/2022		4581X0DD7	25,000,000.00	AAA	Aaa	09/20/18	09/26/18	24,944,000.00	3.06	10,416.67	24,964,400.00	26,440,225.00
INTER-AMERICAN DEVELOPMENT BANK NOTE DTD 10/04/2013 3.000% 10/04/2023		4581X0CC0	25,000,000.00	AAA	Aaa	03/14/19	03/21/19	25,480,000.00	2.55	368,750.00	25,376,143.25	27,062,550.00
<b>Security Type Sub-Total</b>			<b>270,000,000.00</b>					<b>269,992,250.00</b>	<b>2.42</b>	<b>1,855,798.61</b>	<b>270,205,104.10</b>	<b>277,053,800.00</b>
<b>NOW Account</b>												
BANK OF THE WEST MONEY MARKET FUND		BKOFWEST7	2,000.00	NR	NR	12/11/17	12/11/17	2,000.00	0.35	0.00	2,000.00	2,000.00
BANK OF THE WEST MONEY MARKET FUND		BKOFWEST7	20,000,000.00	NR	NR	09/22/17	09/22/17	20,000,000.00	0.35	0.00	20,000,000.00	20,000,000.00
BANK OF THE WEST MONEY MARKET FUND		BKOFWEST7	25,000,000.00	NR	NR	07/24/18	07/24/18	25,000,000.00	0.35	0.00	25,000,000.00	25,000,000.00
BANK OF THE WEST MONEY MARKET FUND		BKOFWEST7	75,000,000.00	NR	NR	03/26/20	03/26/20	75,000,000.00	0.35	0.00	75,000,000.00	75,000,000.00
BANK OF THE WEST MONEY MARKET FUND		BKOFWEST7	79,998,000.00	NR	NR	05/30/17	05/30/17	79,998,000.00	0.35	0.00	79,998,000.00	79,998,000.00
<b>Security Type Sub-Total</b>			<b>200,000,000.00</b>					<b>200,000,000.00</b>	<b>0.35</b>	<b>0.00</b>	<b>200,000,000.00</b>	<b>200,000,000.00</b>
<b>Money Market Mutual Fund</b>												
FIDELITY GOV'T MM FUND 2642		31607A703	158,000,000.00	AAAm	Aaa	03/30/20	03/30/20	158,000,000.00	0.30	0.00	158,000,000.00	158,000,000.00
FEDERATED GOVT OBLIGATIONS FUND		608919718	318,000,000.00	AAAm	Aaa	03/30/20	03/30/20	318,000,000.00	0.34	0.00	318,000,000.00	318,000,000.00
<b>Security Type Sub-Total</b>			<b>476,000,000.00</b>					<b>476,000,000.00</b>	<b>0.33</b>	<b>0.00</b>	<b>476,000,000.00</b>	<b>476,000,000.00</b>
<b>Joint Powers Authority</b>												
CALIFORNIA ASSET MANAGEMENT PROGRAM		CAMPMF025	13,000,000.00	AAAm	NR	07/27/18	07/27/18	13,000,000.00	1.22	0.00	13,000,000.00	13,000,000.00



**Managed Account Detail of Securities Held**

For the Month Ending **March 31, 2020**

**SAN BERNARDINO COUNTY - 76990800**

<b>Security Type/Description</b>	<b>Dated Date/Coupon/Maturity</b>	<b>CUSIP</b>	<b>Par</b>	<b>S&amp;P Rating</b>	<b>Moody's Rating</b>	<b>Trade Date</b>	<b>Settle Date</b>	<b>Original Cost</b>	<b>YTM at Cost</b>	<b>Accrued Interest</b>	<b>Amortized Cost</b>	<b>Market Value</b>
<b>Joint Powers Authority</b>												
CALIFORNIA ASSET MANAGEMENT PROGRAM		CAMPMF025	18,000,000.00	AAAm	NR	12/08/15	12/08/15	18,000,000.00	1.22	0.00	18,000,000.00	18,000,000.00
CALIFORNIA ASSET MANAGEMENT PROGRAM		CAMPMF025	19,000,000.00	AAAm	NR	08/12/15	08/12/15	19,000,000.00	1.22	0.00	19,000,000.00	19,000,000.00
CALIFORNIA ASSET MANAGEMENT PROGRAM		CAMPMF025	25,000,000.00	AAAm	NR	09/24/18	09/24/18	25,000,000.00	1.22	0.00	25,000,000.00	25,000,000.00
CALIFORNIA ASSET MANAGEMENT PROGRAM		CAMPMF025	30,000,000.00	AAAm	NR	07/26/19	07/26/19	30,000,000.00	1.22	0.00	30,000,000.00	30,000,000.00
CALIFORNIA ASSET MANAGEMENT PROGRAM		CAMPMF025	36,000,000.00	AAAm	NR	10/17/19	10/17/19	36,000,000.00	1.22	0.00	36,000,000.00	36,000,000.00
CALIFORNIA ASSET MANAGEMENT PROGRAM		CAMPMF025	45,000,000.00	AAAm	NR	09/22/17	09/22/17	45,000,000.00	1.22	0.00	45,000,000.00	45,000,000.00
CALIFORNIA ASSET MANAGEMENT PROGRAM		CAMPMF025	46,000,000.00	AAAm	NR	10/21/19	10/21/19	46,000,000.00	1.22	0.00	46,000,000.00	46,000,000.00
CALIFORNIA ASSET MANAGEMENT PROGRAM		CAMPMF025	50,000,000.00	AAAm	NR	04/27/16	04/27/16	50,000,000.00	1.22	0.00	50,000,000.00	50,000,000.00
<b>Security Type Sub-Total</b>			<b>282,000,000.00</b>					<b>282,000,000.00</b>	<b>1.22</b>	<b>0.00</b>	<b>282,000,000.00</b>	<b>282,000,000.00</b>
<b>Federally Insured Cash Account</b>												
STONECASTLE FICA		FICAMF003	1,000,000.00	NR	NR	07/27/18	07/27/18	1,000,000.00	0.40	0.00	1,000,000.00	1,000,000.00
STONECASTLE FICA		FICAMF003	49,000,000.00	NR	NR	04/04/19	04/04/19	49,000,000.00	0.40	0.00	49,000,000.00	49,000,000.00
<b>Security Type Sub-Total</b>			<b>50,000,000.00</b>					<b>50,000,000.00</b>	<b>0.40</b>	<b>0.00</b>	<b>50,000,000.00</b>	<b>50,000,000.00</b>
<b>Federal Agency Discount Note</b>												
FEDERAL FARM CREDIT BANKS DISC NOTE		313312XB1	30,698,000.00	A-1+	P-1	07/01/19	07/02/19	30,152,650.03	2.02	0.00	30,615,268.89	30,693,165.37
-- 0.000% 05/20/2020												
FEDERAL HOME LOAN BANKS DISC NOTE		313384YV5	50,000,000.00	A-1+	P-1	07/17/19	07/17/19	49,056,944.44	1.98	0.00	49,754,805.50	49,984,608.50
-- 0.000% 07/01/2020												



**Managed Account Detail of Securities Held**

For the Month Ending **March 31, 2020**

**SAN BERNARDINO COUNTY - 76990800**

Security Type/Description Dated Date/Coupon/Maturity	CUSIP	Par	S&P Rating	Moody's Rating	Trade Date	Settle Date	Original Cost	YTM at Cost	Accrued Interest	Amortized Cost	Market Value
<b>Federal Agency Discount Note</b>											
FHLB DISC NOTE DTD 07/15/2019 0.000% 07/15/2020	313384ZK8	75,000,000.00	A-1+	P-1	02/03/20	02/04/20	74,476,875.00	1.56	0.00	74,660,937.75	74,971,369.50
FEDERAL HOME LOAN BANKS DISC NOTE -- 0.000% 08/03/2020	313384A66	100,000,000.00	A-1+	P-1	01/23/20	01/23/20	99,174,388.89	1.55	0.00	99,469,556.00	99,950,653.00
FEDERAL HOME LOAN BANKS DISC NOTE -- 0.000% 08/07/2020	313384B24	60,000,000.00	A-1+	P-1	01/30/20	01/31/20	59,511,750.00	1.56	0.00	59,669,333.40	59,968,879.80
<b>Security Type Sub-Total</b>		<b>315,698,000.00</b>					<b>312,372,608.36</b>	<b>1.67</b>	<b>0.00</b>	<b>314,169,901.54</b>	<b>315,568,676.17</b>
<b>Federal Agency Bond / Note</b>											
FHLMC AGENCY NOTES DTD 04/20/2017 1.375% 04/20/2020	3137EAEF2	25,000,000.00	AA+	Aaa	04/19/17	04/20/17	24,914,500.00	1.49	153,732.64	24,998,467.75	25,009,500.00
FHLMC NOTES DTD 04/19/2018 2.500% 04/23/2020	3137EAEM7	35,000,000.00	AA+	Aaa	04/18/18	04/19/18	34,992,300.00	2.51	384,027.78	34,999,759.90	35,039,375.00
FFCB BONDS DTD 05/08/2017 1.550% 05/08/2020	3133EHJA2	25,000,000.00	AA+	Aaa	05/02/17	05/08/17	24,986,275.00	1.57	153,923.61	24,999,520.50	25,022,725.00
FEDERAL HOME LOAN BANKS NOTES DTD 05/21/2018 2.625% 05/28/2020	3130AECJ7	50,000,000.00	AA+	Aaa	05/18/18	05/21/18	49,982,000.00	2.64	448,437.50	49,998,547.50	50,154,900.00
FNMA NOTES DTD 08/01/2017 1.500% 07/30/2020	3135G0T60	75,000,000.00	AA+	Aaa	07/28/17	08/01/17	74,772,750.00	1.60	190,625.00	74,974,433.25	75,263,325.00
FHLB NOTES DTD 03/14/2018 2.400% 09/14/2020	3130ADT93	10,000,000.00	AA+	Aaa	03/08/18	03/14/18	9,993,783.00	2.43	11,333.33	9,998,846.70	10,088,310.00
FHLB NOTES DTD 09/08/2017 1.375% 09/28/2020	3130ACE26	40,000,000.00	AA+	Aaa	09/07/17	09/08/17	39,871,600.00	1.48	4,583.33	39,978,930.80	40,182,440.00
FEDERAL HOME LOAN BANKS NOTES DTD 09/07/2018 2.625% 10/01/2020	3130AEWA4	75,000,000.00	AA+	Aaa	09/06/18	09/07/18	74,838,750.00	2.73	984,375.00	74,959,964.25	75,808,050.00
FANNIE MAE NOTES DTD 11/01/2018 2.875% 10/30/2020	3135G0U84	50,000,000.00	AA+	Aaa	10/30/18	11/01/18	49,971,000.00	2.91	602,951.39	49,991,396.00	50,697,650.00
FHLMC NOTES DTD 11/15/2017 1.875% 11/17/2020	3137EAEK1	50,000,000.00	AA+	Aaa	11/14/17	11/15/17	49,952,000.00	1.91	348,958.33	49,989,748.50	50,472,150.00





**Managed Account Detail of Securities Held**

For the Month Ending **March 31, 2020**

**SAN BERNARDINO COUNTY - 76990800**

<b>Security Type/Description Dated Date/Coupon/Maturity</b>	<b>CUSIP</b>	<b>Par</b>	<b>S&amp;P Rating</b>	<b>Moody's Rating</b>	<b>Trade Date</b>	<b>Settle Date</b>	<b>Original Cost</b>	<b>YTM at Cost</b>	<b>Accrued Interest</b>	<b>Amortized Cost</b>	<b>Market Value</b>
<b>Federal Agency Bond / Note</b>											
FREDDIE MAC NOTES DTD 02/16/2018 2.375% 02/16/2021	3137EAE19	50,000,000.00	AA+	Aaa	02/15/18	02/16/18	49,868,000.00	2.47	148,437.50	49,960,518.00	50,853,850.00
FANNIE MAE NOTES DTD 04/13/2018 2.500% 04/13/2021	3135G0U27	50,000,000.00	AA+	Aaa	04/12/18	04/13/18	49,925,500.00	2.55	583,333.33	49,973,701.50	51,107,000.00
FEDERAL FARM CREDIT BANK NOTES DTD 11/26/2018 2.875% 05/26/2021	3133EJW70	25,000,000.00	AA+	Aaa	11/26/18	11/27/18	24,955,750.00	2.95	249,565.97	24,979,191.50	25,728,000.00
FEDERAL FARM CREDIT BANK NOTES DTD 11/26/2018 2.875% 05/26/2021	3133EJW70	50,000,000.00	AA+	Aaa	11/20/18	11/26/18	49,966,000.00	2.90	499,131.94	49,984,028.00	51,456,000.00
FANNIE MAE NOTES DTD 06/25/2018 2.750% 06/22/2021	3135G0U35	75,000,000.00	AA+	Aaa	06/22/18	06/25/18	74,982,750.00	2.76	567,187.50	74,992,722.00	77,168,550.00
FHLB NOTES DTD 03/05/2012 2.375% 09/10/2021	313378JP7	20,000,000.00	AA+	Aaa	08/29/19	08/30/19	20,321,600.00	1.57	27,708.33	20,229,690.40	20,555,060.00
FEDERAL HOME LOAN BANKS NOTES DTD 10/12/2018 3.000% 10/12/2021	3130AF5B9	50,000,000.00	AA+	Aaa	10/11/18	10/12/18	49,967,500.00	3.02	704,166.67	49,983,056.00	51,928,950.00
FEDERAL HOME LOAN BANKS NOTES DTD 11/08/2019 1.625% 11/19/2021	3130AHJY0	30,000,000.00	AA+	Aaa	11/07/19	11/08/19	29,948,700.00	1.71	193,645.83	29,958,644.70	30,564,360.00
FEDERAL HOME LOAN BANKS NOTES DTD 12/20/2019 1.625% 12/20/2021	3130AHSR5	22,500,000.00	AA+	Aaa	12/19/19	12/20/19	22,475,700.00	1.68	102,578.13	22,479,066.00	22,945,500.00
FANNIE MAE NOTES DTD 01/11/2019 2.625% 01/11/2022	3135G0U92	60,000,000.00	AA+	Aaa	01/09/19	01/11/19	59,956,800.00	2.65	350,000.00	59,974,000.80	62,289,060.00
FEDERAL FARM CREDIT BANK NOTES DTD 01/18/2019 2.600% 01/18/2022	3133EJ5P0	50,000,000.00	AA+	Aaa	01/16/19	01/18/19	49,957,500.00	2.63	263,611.11	49,974,151.50	51,906,000.00
FANNIE MAE NOTES DTD 04/12/2019 2.250% 04/12/2022	3135G0V59	75,000,000.00	AA+	Aaa	04/11/19	04/12/19	74,754,000.00	2.36	792,187.50	74,831,619.75	77,667,825.00
FEDERAL HOME LOAN BANK DTD 06/01/2012 2.125% 06/10/2022	313379O69	25,000,000.00	AA+	Aaa	07/15/19	07/16/19	25,156,500.00	1.90	163,802.08	25,119,186.75	25,891,375.00
FFCB NOTES DTD 12/16/2019 1.630% 06/15/2022	3133ELDK7	40,000,000.00	AA+	Aaa	12/04/19	12/16/19	39,997,880.80	1.63	190,166.67	39,998,120.80	41,001,360.00



**Managed Account Detail of Securities Held**

For the Month Ending **March 31, 2020**

**SAN BERNARDINO COUNTY - 76990800**

<b>Security Type/Description Dated Date/Coupon/Maturity</b>	<b>CUSIP</b>	<b>Par</b>	<b>S&amp;P Rating</b>	<b>Moody's Rating</b>	<b>Trade Date</b>	<b>Settle Date</b>	<b>Original Cost</b>	<b>YTM at Cost</b>	<b>Accrued Interest</b>	<b>Amortized Cost</b>	<b>Market Value</b>
<b>Federal Agency Bond / Note</b>											
FANNIE MAE NOTES DTD 09/06/2019 1.375% 09/06/2022	3135G0W33	75,000,000.00	AA+	Aaa	09/05/19	09/06/19	74,739,000.00	1.49	71,614.58	74,787,669.00	76,588,200.00
FEDERAL HOME LOAN BANKS NOTES DTD 08/13/2012 2.000% 09/09/2022	313380GJ0	10,000,000.00	AA+	Aaa	08/28/19	08/29/19	10,150,500.00	1.49	12,222.22	10,121,761.80	10,366,280.00
FEDERAL HOME LOAN BANK NOTES (CALLABLE) DTD 10/26/2018 3.210% 10/26/2022	3130AFAJ6	25,000,000.00	AA+	Aaa	10/17/18	10/26/18	25,000,000.00	3.21	345,520.83	25,000,000.00	25,362,650.00
FEDERAL FARM CREDIT BANK NOTES(CALLABLE) DTD 01/24/2020 1.640% 01/24/2023	3133ELJN5	10,000,000.00	AA+	Aaa	01/23/20	01/24/20	9,995,000.00	1.66	30,522.22	9,995,303.80	10,166,220.00
FEDERAL FARM CREDIT BANK NOTES(CALLABLE) DTD 01/24/2020 1.640% 01/24/2023	3133ELJN5	20,000,000.00	AA+	Aaa	01/23/20	01/24/20	19,990,000.00	1.66	61,044.44	19,990,607.60	20,332,440.00
FEDERAL FARM CREDIT BANK NOTES(CALLABLE) DTD 01/24/2020 1.640% 01/24/2023	3133ELJN5	20,000,000.00	AA+	Aaa	01/23/20	01/24/20	19,990,000.00	1.66	61,044.44	19,990,607.60	20,332,440.00
FEDERAL HOME LOAN BANKS NOTES DTD 02/21/2020 1.375% 02/17/2023	3130AJ7E3	50,000,000.00	AA+	Aaa	02/20/20	02/21/20	49,908,000.00	1.44	76,388.89	49,911,354.00	51,257,600.00
FEDERAL HOME LOAN BANKS NOTES DTD 03/01/2018 2.750% 03/10/2023	3130ADRG9	10,000,000.00	AA+	Aaa	01/07/19	01/09/19	10,042,680.00	2.64	16,041.67	10,030,734.70	10,658,130.00
FEDERAL FARM CREDIT BANKS NOTES DTD 08/14/2019 1.600% 08/14/2023	3133EKZK5	10,000,000.00	AA+	Aaa	08/28/19	08/29/19	10,047,100.00	1.48	20,888.89	10,040,280.40	10,362,410.00
FANNIE MAE NOTES DTD 02/08/2019 2.500% 02/05/2024	3135G0V34	100,000,000.00	AA+	Aaa	02/07/19	02/08/19	99,628,000.00	2.58	388,888.89	99,709,281.00	107,472,300.00
FHLB BONDS DTD 02/15/2019 2.500% 02/13/2024	3130AFW94	50,000,000.00	AA+	Aaa	02/14/19	02/15/19	49,823,000.00	2.58	166,666.67	49,861,001.00	53,757,550.00
FFCB (CALLABLE) NOTES DTD 03/12/2020 1.050% 03/12/2024	3133ELSL9	30,995,000.00	AA+	Aaa	03/06/20	03/12/20	30,995,000.00	1.05	17,176.40	30,995,000.00	30,897,148.79
FFCB (CALLABLE) NOTES DTD 03/12/2020 1.050% 03/12/2024	3133ELSL9	50,000,000.00	AA+	Aaa	03/06/20	03/12/20	50,000,000.00	1.05	27,708.33	50,000,000.00	49,842,150.00



**Managed Account Detail of Securities Held**

For the Month Ending **March 31, 2020**

**SAN BERNARDINO COUNTY - 76990800**

<b>Security Type/Description Dated Date/Coupon/Maturity</b>	<b>CUSIP</b>	<b>Par</b>	<b>S&amp;P Rating</b>	<b>Moody's Rating</b>	<b>Trade Date</b>	<b>Settle Date</b>	<b>Original Cost</b>	<b>YTM at Cost</b>	<b>Accrued Interest</b>	<b>Amortized Cost</b>	<b>Market Value</b>
<b>Federal Agency Bond / Note</b>											
FANNIE MAE NOTES DTD 07/08/2019 1.750% 07/02/2024	3135G0V75	25,000,000.00	AA+	Aaa	07/08/19	07/09/19	24,781,000.00	1.94	108,159.72	24,811,707.00	26,190,650.00
FEDERAL HOME LOAN BANK NOTES DTD 08/15/2014 2.875% 09/13/2024	3130A2UW4	25,000,000.00	AA+	Aaa	09/23/19	09/24/19	26,450,750.00	1.65	35,937.50	26,304,627.00	27,466,350.00
FEDERAL HOME LOAN BANK NOTES DTD 08/15/2014 2.875% 09/13/2024	3130A2UW4	25,000,000.00	AA+	Aaa	09/25/19	09/26/19	26,433,325.00	1.67	35,937.50	26,290,396.75	27,466,350.00
FANNIE MAE NOTES DTD 10/18/2019 1.625% 10/15/2024	3135G0W66	25,000,000.00	AA+	Aaa	10/17/19	10/18/19	24,957,250.00	1.66	183,940.97	24,960,973.50	26,118,600.00
FEDERAL HOME LOAN BANK NOTES DTD 11/06/2014 2.750% 12/13/2024	3130A3GE8	10,000,000.00	AA+	Aaa	12/04/19	12/05/19	10,515,630.00	1.68	82,500.00	10,483,802.00	10,978,440.00
FEDERAL HOME LOAN BANK NOTES DTD 11/06/2014 2.750% 12/13/2024	3130A3GE8	25,000,000.00	AA+	Aaa	12/03/19	12/05/19	26,384,500.00	1.60	206,250.00	26,298,882.75	27,446,100.00
FEDERAL HOME LOAN BANK NOTES DTD 11/06/2014 2.750% 12/13/2024	3130A3GE8	25,000,000.00	AA+	Aaa	12/04/19	12/05/19	26,287,500.00	1.68	206,250.00	26,208,029.75	27,446,100.00
FANNIE MAE NOTES DTD 01/10/2020 1.625% 01/07/2025	3135G0X24	75,000,000.00	AA+	Aaa	01/08/20	01/10/20	74,760,750.00	1.69	274,218.75	74,771,112.75	78,379,725.00
FREDDIE MAC NOTES DTD 02/14/2020 1.500% 02/12/2025	3137EAEP0	50,000,000.00	AA+	Aaa	02/13/20	02/14/20	49,961,500.00	1.52	97,916.67	49,962,469.00	51,999,800.00
FEDERAL HOME LOAN BANKS NOTES DTD 02/17/2015 2.375% 03/14/2025	3130A4CH3	25,840,000.00	AA+	Aaa	12/05/19	12/06/19	26,658,094.40	1.74	28,980.28	26,610,911.59	27,991,929.36
<b>Security Type Sub-Total</b>		<b>1,829,335,000.00</b>					<b>1,834,007,718.20</b>	<b>2.12</b>	<b>10,674,290.33</b>	<b>1,834,463,825.84</b>	<b>1,887,680,878.15</b>
<b>Corporate Note</b>											
WAL-MART STORES INC CORP NOTES DTD 06/27/2018 2.850% 06/23/2020	931142EG4	10,000,000.00	AA	Aa2	06/20/18	06/27/18	9,996,900.00	2.87	77,583.33	9,999,634.90	10,008,670.00
JOHNSON & JOHNSON CORP NOTE DTD 11/10/2017 1.950% 11/10/2020	478160CH5	3,000,000.00	AAA	Aaa	11/08/17	11/10/17	2,996,790.00	1.99	22,912.50	2,999,334.06	3,000,864.00



**Managed Account Detail of Securities Held**

For the Month Ending **March 31, 2020**

**SAN BERNARDINO COUNTY - 76990800**

<b>Security Type/Description Dated Date/Coupon/Maturity</b>	<b>CUSIP</b>	<b>Par</b>	<b>S&amp;P Rating</b>	<b>Moody's Rating</b>	<b>Trade Date</b>	<b>Settle Date</b>	<b>Original Cost</b>	<b>YTM at Cost</b>	<b>Accrued Interest</b>	<b>Amortized Cost</b>	<b>Market Value</b>
<b>Corporate Note</b>											
VISA INC (CALLABLE) CORP NOTES DTD 12/14/2015 2.200% 12/14/2020	92826CAB8	4,550,000.00	AA-	Aa3	03/12/20	03/16/20	4,560,374.00	1.89	29,751.94	4,559,726.35	4,574,570.00
EXXON MOBIL CORPORATE (CALLABLE) NOTES DTD 03/03/2016 2.222% 03/01/2021	30231GAV4	5,000,000.00	AA	Aaa	11/26/18	11/28/18	4,887,350.00	3.26	9,258.33	4,953,354.50	4,986,135.00
EXXON MOBIL CORPORATE (CALLABLE) NOTES DTD 03/03/2016 2.222% 03/01/2021	30231GAV4	9,240,000.00	AA	Aaa	03/09/20	03/11/20	9,255,153.60	2.05	17,109.40	9,254,208.81	9,214,377.48
JPMORGAN CHASE & CO CORP NOTE DTD 04/26/2018 3.086% 04/26/2021	48125LRN4	7,500,000.00	A+	Aa2	01/15/19	01/17/19	7,474,275.00	3.24	99,652.08	7,487,788.20	7,506,975.00
JOHN DEERE CAPITAL CORP CORP NOTES DTD 06/07/2019 2.300% 06/07/2021	24422EUV9	10,000,000.00	A	A2	06/04/19	06/07/19	9,993,200.00	2.34	72,833.33	9,995,940.90	10,042,600.00
WAL-MART STORES INC CORP NOTES DTD 06/27/2018 3.125% 06/23/2021	931142EJ8	7,000,000.00	AA	Aa2	06/20/18	06/27/18	6,999,650.00	3.13	59,548.61	6,999,844.74	7,147,595.00
WAL-MART STORES INC CORP NOTES DTD 06/27/2018 3.125% 06/23/2021	931142EJ8	10,000,000.00	AA	Aa2	06/21/18	06/27/18	10,011,800.00	3.08	85,069.44	10,004,963.60	10,210,850.00
MICROSOFT CORP (CALLABLE) NOTES DTD 08/08/2016 1.550% 08/08/2021	594918BP8	9,800,000.00	AAA	Aaa	05/14/19	05/16/19	9,607,724.00	2.46	22,363.06	9,682,122.76	9,904,438.60
3M COMPANY DTD 09/14/2018 3.000% 09/14/2021	88579YBA8	2,000,000.00	A+	A1	09/11/18	09/14/18	1,995,900.00	3.07	2,833.33	1,997,968.14	2,045,984.00
3M COMPANY CORP (CALLABLE) NOTES DTD 09/19/2016 1.625% 09/19/2021	88579YAU5	10,000,000.00	A+	A1	11/05/18	11/07/18	9,571,200.00	3.20	5,416.67	9,775,841.10	9,991,250.00
TOYOTA MOTOR CREDIT CORP CORP NOTES DTD 10/07/2019 1.800% 10/07/2021	89236TGJ8	15,000,000.00	AA-	A1	10/02/19	10/07/19	14,998,200.00	1.81	130,500.00	14,998,629.30	15,056,250.00
TOYOTA MOTOR CREDIT CORP CORP NOTES DTD 03/18/2019 2.850% 02/18/2022	89236TFU4	10,000,000.00	AA-	A1	03/13/19	03/18/19	10,000,000.00	2.85	10,291.67	10,000,000.00	10,016,990.00
3M COMPANY BONDS DTD 02/22/2019 2.750% 03/01/2022	88579YBF7	5,000,000.00	A+	A1	02/12/19	02/22/19	4,997,650.00	2.77	11,458.33	4,998,474.40	5,068,330.00



**Managed Account Detail of Securities Held**

For the Month Ending **March 31, 2020**

**SAN BERNARDINO COUNTY - 76990800**

Security Type/Description Dated Date/Coupon/Maturity	CUSIP	Par	S&P Rating	Moody's Rating	Trade Date	Settle Date	Original Cost	YTM at Cost	Accrued Interest	Amortized Cost	Market Value
<b>Corporate Note</b>											
JOHN DEERE CAPITAL CORP DTD 03/07/2019 2.950% 04/01/2022	24422EUT4	5,000,000.00	A	A2	03/04/19	03/07/19	4,997,600.00	2.97	73,750.00	4,998,368.90	5,029,805.00
TOYOTA MOTOR CREDIT CORP DTD 04/12/2019 2.650% 04/12/2022	89236TFX8	10,000,000.00	AA-	A1	04/09/19	04/12/19	9,993,700.00	2.67	124,402.78	9,995,681.60	10,075,000.00
JOHN DEERE CAPITAL CORP CORP NOTES DTD 09/12/2019 1.950% 06/13/2022	24422EVA4	5,000,000.00	A	A2	09/10/19	09/12/19	4,993,550.00	2.00	29,250.00	4,994,769.95	4,928,725.00
EXXON MOBIL CORPORATION DTD 08/16/2019 1.902% 08/16/2022	30231GBB7	3,000,000.00	AA	Aaa	08/13/19	08/16/19	3,000,000.00	1.90	7,132.50	3,000,000.00	3,012,090.00
US BANK NA CINCINNATI DTD 12/09/2019 1.950% 01/09/2023	90331HPF4	12,000,000.00	AA-	A1	12/05/19	12/09/19	11,989,920.00	1.98	72,800.00	11,990,960.40	12,045,432.00
<b>Security Type Sub-Total</b>		<b>153,090,000.00</b>					<b>152,320,936.60</b>	<b>2.56</b>	<b>963,917.30</b>	<b>152,687,612.61</b>	<b>153,866,931.08</b>
<b>Commercial Paper</b>											
TOYOTA MOTOR CREDIT CORP COMM PAPER DTD 12/06/2019 0.000% 05/06/2020	89233GE69	35,000,000.00	A-1+	P-1	12/11/19	12/11/19	34,734,175.00	1.87	0.00	34,936,708.45	34,953,660.00
BNP PARIBAS NY BRANCH COMM PAPER -- 0.000% 05/07/2020	09659BE71	50,000,000.00	A-1	P-1	02/04/20	02/04/20	49,788,166.67	1.65	0.00	49,918,000.00	49,926,650.00
TOYOTA MOTOR CREDIT CORP COMM PAPER -- 0.000% 05/21/2020	89233GEM4	25,000,000.00	A-1+	P-1	12/04/19	12/05/19	24,785,333.33	1.86	0.00	24,936,111.00	24,953,075.00
BNP PARIBAS NY BRANCH COMM PAPER -- 0.000% 05/21/2020	09659BEM8	50,000,000.00	A-1	P-1	01/23/20	01/23/20	49,719,027.78	1.71	0.00	49,881,944.50	49,899,000.00
TOYOTA MOTOR CREDIT CORP COMM PAPER -- 0.000% 06/03/2020	89233GF35	25,000,000.00	A-1+	P-1	12/04/19	12/05/19	24,769,979.17	1.85	0.00	24,919,937.50	24,935,700.00
EXXON MOBIL CORP COMM PAPER -- 0.000% 06/17/2020	30229AFH7	40,000,000.00	A-1+	P-1	03/10/20	03/11/20	39,896,555.56	0.95	0.00	39,918,722.40	39,825,800.00



**Managed Account Detail of Securities Held**

For the Month Ending **March 31, 2020**

**SAN BERNARDINO COUNTY - 76990800**

Security Type/Description Dated Date/Coupon/Maturity	CUSIP	Par	S&P Rating	Moody's Rating	Trade Date	Settle Date	Original Cost	YTM at Cost	Accrued Interest	Amortized Cost	Market Value
<b>Commercial Paper</b>											
NATIXIS NY BRANCH COMM PAPER DTD 10/08/2019 0.000% 07/02/2020	63873JG20	50,000,000.00	A-1	P-1	02/03/20	02/03/20	49,645,833.33	1.71	0.00	49,782,778.00	49,767,550.00
NATIXIS NY BRANCH COMM PAPER DTD 12/11/2019 0.000% 07/08/2020	63873JG87	50,000,000.00	A-1	P-1	02/03/20	02/03/20	49,631,666.67	1.71	0.00	49,768,611.00	49,752,350.00
TOYOTA MOTOR CREDIT CORP COMM PAPER -- 0.000% 08/03/2020	89233GH33	25,000,000.00	A-1+	P-1	11/12/19	11/13/19	24,653,500.00	1.92	0.00	24,837,250.00	24,891,150.00
CREDIT AGRICOLE CIB NY COMM PAPER -- 0.000% 08/03/2020	22533TH33	50,000,000.00	A-1	P-1	12/02/19	12/02/19	49,380,694.44	1.84	0.00	49,686,555.50	49,803,450.00

<b>Security Type Sub-Total</b>		<b>400,000,000.00</b>					<b>397,004,931.95</b>	<b>1.69</b>	<b>0.00</b>	<b>398,586,618.35</b>	<b>398,708,385.00</b>
--------------------------------	--	-----------------------	--	--	--	--	-----------------------	-------------	-------------	-----------------------	-----------------------

<b>Certificate of Deposit</b>											
SVENSKA HANDELSBANKEN NY CERT DEPOS DTD 01/23/2020 1.660% 05/01/2020	86959REX4	50,000,000.00	A-1+	P-1	01/23/20	01/23/20	50,000,000.00	1.66	159,083.33	50,000,000.00	50,034,555.00
NORDEA BANK ABP NEW YORK CERT DEPOS DTD 12/11/2019 1.850% 05/06/2020	65558TRD9	25,000,000.00	A-1+	P-1	12/11/19	12/11/19	25,000,000.00	1.85	143,888.89	25,000,000.00	25,029,215.00
NORDEA BANK ABP NEW YORK CERT DEPOS DTD 12/11/2019 1.850% 05/07/2020	65558TRG2	25,000,000.00	A-1+	P-1	12/11/19	12/11/19	25,000,000.00	1.85	143,888.89	25,000,000.00	25,030,022.50
TORONTO DOMINION BANK NY CERT DEPOS DTD 01/09/2020 1.780% 05/21/2020	89114NFA8	50,000,000.00	A-1+	P-1	01/08/20	01/09/20	50,000,000.00	1.78	205,194.44	50,000,000.00	50,073,385.00
SWEDBANK NY CERT DEPOS DTD 12/12/2019 1.850% 06/05/2020	87019VZW0	50,000,000.00	A-1	P-1	12/11/19	12/12/19	50,000,000.00	1.85	285,208.33	50,000,000.00	50,047,660.00
BANK OF NOVA SCOTIA HOUSTON CERT DEPOS DTD 12/13/2019 1.860% 07/01/2020	06417MFV2	25,000,000.00	A-1	P-1	12/12/19	12/13/19	25,000,000.00	1.86	142,083.33	25,000,000.00	25,031,935.00
NORDEA BANK ABP NEW YORK CERT DEPOS DTD 12/13/2019 1.850% 07/01/2020	65558TRN7	25,000,000.00	A-1+	P-1	12/12/19	12/13/19	25,000,000.00	1.85	141,319.44	25,000,000.00	25,031,300.00



**Managed Account Detail of Securities Held**

For the Month Ending **March 31, 2020**

**SAN BERNARDINO COUNTY - 76990800**

<b>Security Type/Description</b>	<b>Dated Date/Coupon/Maturity</b>	<b>CUSIP</b>	<b>Par</b>	<b>S&amp;P Rating</b>	<b>Moody's Rating</b>	<b>Trade Date</b>	<b>Settle Date</b>	<b>Original Cost</b>	<b>YTM at Cost</b>	<b>Accrued Interest</b>	<b>Amortized Cost</b>	<b>Market Value</b>
<b>Certificate of Deposit</b>												
COOPERATIEVE RABOBANK U.A. CERT DEPOS DTD 06/21/2019 2.040% 07/01/2020		21684XBD7	50,000,000.00	A-1	P-1	06/20/19	06/21/19	50,000,000.00	2.04	807,500.00	50,000,000.00	50,086,880.00
BANK OF NOVA SCOTIA HOUSTON CERT DEPOS DTD 12/05/2019 1.850% 07/01/2020		06417MFP5	50,000,000.00	A-1	P-1	12/05/19	12/05/19	50,000,000.00	1.85	303,194.44	50,000,000.00	50,062,530.00
ROYAL BANK OF CANADA NY CERT DEPOS DTD 12/05/2019 1.810% 07/01/2020		78012URU1	50,000,000.00	A-1+	P-1	12/05/19	12/05/19	50,000,000.00	1.81	296,638.89	50,000,000.00	50,057,460.00
WELLS FARGO BANK NA CERT DEPOS DTD 08/20/2019 1.810% 08/03/2020		95001KCZ5	25,000,000.00	A-1	P-1	08/19/19	08/20/19	25,000,000.00	1.81	282,812.50	25,000,000.00	25,035,195.00
BANK OF NOVA SCOTIA HOUSTON CERT DEPOS DTD 11/19/2019 1.850% 08/03/2020		06417MEY7	50,000,000.00	A-1	P-1	11/18/19	11/19/19	50,000,000.00	1.85	344,305.56	50,000,000.00	50,078,360.00
SVENSKA HANDELSBANKEN NY CERT DEPOS DTD 01/23/2020 1.720% 08/03/2020		86959REY2	50,000,000.00	A-1+	P-1	01/23/20	01/23/20	50,000,000.00	1.72	164,833.33	50,000,000.00	50,056,760.00
BANK OF MONTREAL CHICAGO CERT DEPOS DTD 03/02/2020 1.080% 09/01/2020		06367BHE2	50,000,000.00	A-1	P-1	03/02/20	03/02/20	50,000,000.00	1.08	45,000.00	50,000,000.00	49,855,779.00
SWEDBANK NY CERT DEPOS DTD 03/02/2020 1.120% 09/01/2020		87019VC54	50,000,000.00	A-1	P-1	03/02/20	03/02/20	50,000,000.00	1.12	46,666.67	50,000,000.00	49,872,646.00
WELLS FARGO BANK NA CERT DEPOS DTD 01/09/2020 1.800% 02/01/2021		95001KFR0	25,000,000.00	A-1	P-1	01/09/20	01/09/20	25,000,000.00	1.83	103,750.00	25,000,000.00	25,007,745.00
SVENSKA HANDELSBANKEN NY CERT DEPOS DTD 03/03/2020 1.150% 02/01/2021		86959RFR6	50,000,000.00	A-1+	P-1	03/03/20	03/03/20	50,000,000.00	1.15	46,319.44	50,000,000.00	49,758,623.00
ROYAL BANK OF CANADA NY CERT DEPOS DTD 03/02/2020 0.980% 03/01/2021		78012UTC9	50,000,000.00	A-1+	P-1	03/02/20	03/02/20	50,000,000.00	0.99	40,833.33	50,000,000.00	49,594,458.50
TORONTO DOMINION BANK NY CERT DEPOS DTD 03/02/2020 1.000% 03/01/2021		89114NH81	50,000,000.00	A-1+	P-1	03/02/20	03/02/20	50,000,000.00	1.01	41,666.67	50,000,000.00	49,602,861.50
<b>Security Type Sub-Total</b>			<b>800,000,000.00</b>					<b>800,000,000.00</b>	<b>1.59</b>	<b>3,744,187.48</b>	<b>800,000,000.00</b>	<b>799,347,370.50</b>



**Managed Account Detail of Securities Held**

For the Month Ending **March 31, 2020**

**SAN BERNARDINO COUNTY - 76990800**

<b>Security Type/Description Dated Date/Coupon/Maturity</b>	<b>CUSIP</b>	<b>Par</b>	<b>S&amp;P Rating</b>	<b>Moody's Rating</b>	<b>Trade Date</b>	<b>Settle Date</b>	<b>Original Cost</b>	<b>YTM at Cost</b>	<b>Accrued Interest</b>	<b>Amortized Cost</b>	<b>Market Value</b>
<b>Bank Note</b>											
US BANK NA CINCINNATI CALLABLE BANK NOT DTD 07/24/2018 3.050% 07/24/2020	90331HNU3	10,000,000.00	AA-	A1	07/20/18	07/24/18	9,995,200.00	3.07	56,763.89	9,999,229.30	10,012,500.00
US BANK NA CALLABLE BANK NOTE DTD 10/24/2017 2.050% 10/23/2020	90331HNG4	40,000,000.00	AA-	A1	10/19/17	10/24/17	39,992,000.00	2.06	359,888.89	39,998,463.20	40,000,000.00
WELLS FARGO BANK NA BANK NOTE DTD 01/23/2018 2.600% 01/15/2021	94988J5N3	10,000,000.00	A+	Aa2	08/12/19	08/13/19	10,073,800.00	2.07	54,888.89	10,041,219.20	10,049,970.00
US BANK NA CINCINNATI CALLABLE BANK NOTE DTD 04/26/2018 3.150% 04/26/2021	90331HNP4	15,000,000.00	AA-	A1	04/24/18	04/26/18	14,999,100.00	3.15	203,437.50	14,999,669.55	15,130,515.00
BANK OF AMERICA CORP NT (FLOAT,CALLABLE) DTD 05/24/2019 2.033% 05/24/2021	06050TML3	15,000,000.00	A+	Aa2	05/20/19	05/24/19	15,000,000.00	2.87	31,338.23	15,000,000.00	14,718,540.00
US BANK BANK NOTE (CALLABLE) DTD 11/16/2018 3.450% 11/16/2021	90331HNX7	10,000,000.00	AA-	A1	11/13/18	11/16/18	9,986,200.00	3.50	129,375.00	9,992,350.80	10,160,120.00
US BANK NA CINCINNATI BKNT (CALLABLE) DTD 01/21/2020 1.800% 01/21/2022	90331HPJ6	8,000,000.00	AA-	A1	01/17/20	01/21/20	7,997,200.00	1.82	28,000.00	7,997,468.56	8,019,968.00
US BANK NA CINCINNATI (CALLABLE) CORP NT DTD 05/23/2019 2.650% 05/23/2022	90331HPC1	7,000,000.00	AA-	A1	05/21/19	05/23/19	6,992,580.00	2.69	65,955.56	6,994,637.51	7,114,233.00
WELLS FARGO BANK NA CALLABLE BANK NOTE DTD 09/11/2019 2.082% 09/09/2022	94988J6A0	20,000,000.00	A+	Aa2	09/04/19	09/11/19	20,000,000.00	2.08	25,446.67	20,000,000.00	19,925,000.00
<b>Security Type Sub-Total</b>		<b>135,000,000.00</b>					<b>135,036,080.00</b>	<b>2.48</b>	<b>955,094.63</b>	<b>135,023,038.12</b>	<b>135,130,846.00</b>
<b>Asset-Backed Security</b>											
HAROT 2019-1 A2 DTD 02/27/2019 2.750% 09/20/2021	43814WAB1	4,041,359.52	AAA	NR	02/19/19	02/27/19	4,041,099.26	2.75	4,013.29	4,041,206.23	4,013,278.54
TAOT 2019-A A2A DTD 02/13/2019 2.830% 10/15/2021	89239AAB9	2,145,123.36	AAA	Aaa	02/05/19	02/13/19	2,144,928.58	2.84	2,698.09	2,145,008.51	2,116,911.98





**Managed Account Detail of Securities Held**

For the Month Ending **March 31, 2020**

**SAN BERNARDINO COUNTY - 76990800**

<b>Security Type/Description Dated Date/Coupon/Maturity</b>	<b>CUSIP</b>	<b>Par</b>	<b>S&amp;P Rating</b>	<b>Moody's Rating</b>	<b>Trade Date</b>	<b>Settle Date</b>	<b>Original Cost</b>	<b>YTM at Cost</b>	<b>Accrued Interest</b>	<b>Amortized Cost</b>	<b>Market Value</b>
<b>Asset-Backed Security</b>											
MBALT 2019-B A2 DTD 11/20/2019 2.010% 12/15/2021	58769OAB7	3,000,000.00	AAA	NR	11/13/19	11/20/19	2,999,842.20	2.01	2,680.00	2,999,868.36	2,978,487.60
JDOT 2019-A A2 DTD 03/13/2019 2.850% 12/15/2021	47789JAB2	3,166,685.66	NR	Aaa	03/05/19	03/13/19	3,166,541.26	2.85	4,011.14	3,166,590.22	3,153,283.61
HAROT 2019-2 A2 DTD 05/29/2019 2.570% 12/21/2021	43815MAB2	9,696,352.44	NR	Aaa	05/21/19	05/29/19	9,696,336.93	2.57	6,922.12	9,696,344.68	9,693,071.19
TAOT 2019-B A2A DTD 05/08/2019 2.590% 02/15/2022	89239JAB0	8,867,766.72	AAA	Aaa	04/30/19	05/08/19	8,867,670.95	2.59	10,207.78	8,867,703.76	8,839,934.35
MBALT 2020-A A2 DTD 01/29/2020 1.820% 03/15/2022	58770FAB8	3,000,000.00	AAA	Aaa	01/21/20	01/29/20	2,999,876.70	1.82	2,426.67	2,999,885.07	2,988,488.40
CHAIT 2015-A4 A4 DTD 05/01/2015 1.840% 04/15/2022	161571GX6	3,600,000.00	AAA	NR	08/27/19	08/29/19	3,596,484.38	1.91	2,944.00	3,597,204.35	3,595,139.64
TAOT 2019-C A2A DTD 08/14/2019 2.000% 04/15/2022	89238UAB6	4,250,000.00	AAA	Aaa	08/06/19	08/14/19	4,249,802.38	2.00	3,777.78	4,249,847.64	4,242,714.23
HAROT 2019-3 A2 DTD 08/27/2019 1.900% 04/15/2022	43815NAB0	4,500,000.00	AAA	Aaa	08/21/19	08/27/19	4,499,685.00	1.91	3,800.00	4,499,751.56	4,415,662.35
JOHN DEERE OWNER TRUST DTD 07/24/2019 2.280% 05/15/2022	477870AB5	4,969,519.75	NR	Aaa	07/16/19	07/24/19	4,969,500.87	2.28	5,035.78	4,969,506.68	4,959,388.89
MBART 2019-1 A2A DTD 09/25/2019 2.040% 06/15/2022	58769TAB1	6,500,000.00	AAA	Aaa	09/18/19	09/25/19	6,499,378.60	2.12	5,893.33	6,499,488.97	6,383,518.05
HAROT 2019-4 A2 DTD 11/26/2019 1.860% 06/18/2022	43813VAB4	8,000,000.00	AAA	NR	11/19/19	11/26/19	7,999,505.60	1.86	5,373.33	7,999,568.16	7,927,664.00
HART 2019-B A2 DTD 11/06/2019 1.930% 07/15/2022	44891JAB4	2,500,000.00	AAA	NR	10/29/19	11/06/19	2,499,845.25	1.93	2,144.44	2,499,869.28	2,490,934.50
TAOT 2019-D A2 DTD 11/13/2019 1.920% 07/15/2022	89233MAB9	7,000,000.00	AAA	Aaa	11/06/19	11/13/19	6,999,482.70	1.93	5,973.33	6,999,555.50	6,956,597.20
MBALT 2019-B A3 DTD 11/20/2019 2.000% 10/17/2022	58769OAC5	2,500,000.00	AAA	NR	11/13/19	11/20/19	2,499,602.50	2.01	2,222.22	2,499,649.35	2,463,556.00



**Managed Account Detail of Securities Held**

For the Month Ending **March 31, 2020**

**SAN BERNARDINO COUNTY - 76990800**

<b>Security Type/Description Dated Date/Coupon/Maturity</b>	<b>CUSIP</b>	<b>Par</b>	<b>S&amp;P Rating</b>	<b>Moody's Rating</b>	<b>Trade Date</b>	<b>Settle Date</b>	<b>Original Cost</b>	<b>YTM at Cost</b>	<b>Accrued Interest</b>	<b>Amortized Cost</b>	<b>Market Value</b>
<b>Asset-Backed Security</b>											
HAROT 2020-1 A2 DTD 02/26/2020 1.630% 10/21/2022	43813RAB3	8,500,000.00	NR	Aaa	02/19/20	02/26/20	8,499,138.95	1.64	3,848.61	8,499,166.32	8,343,101.90
TAOT 2020-A A2 DTD 02/12/2020 1.670% 11/15/2022	89232HAB1	12,000,000.00	AAA	Aaa	02/04/20	02/12/20	11,999,852.40	1.67	8,906.67	11,999,860.80	11,929,270.80
MBALT 2020-A A3 DTD 01/29/2020 1.840% 12/15/2022	58770FAC6	5,000,000.00	AAA	Aaa	01/21/20	01/29/20	4,999,341.00	1.85	4,088.89	4,999,372.35	4,896,167.00
JOHN DEERE OWNER TRUST OTHER ABS DTD 03/11/2020 1.010% 01/15/2023	47789KAB9	4,500,000.00	NR	Aaa	03/04/20	03/11/20	4,499,681.85	1.01	2,525.00	4,499,688.65	4,431,070.06
HAROT 2019-1 A3 DTD 02/27/2019 2.830% 03/20/2023	43814WAC9	4,000,000.00	AAA	NR	02/19/19	02/27/19	3,999,892.80	2.83	4,087.78	3,999,922.00	3,948,749.20
HAROT 2019-2 A3 DTD 05/29/2019 2.520% 06/21/2023	43815MAC0	8,500,000.00	NR	Aaa	05/21/19	05/29/19	8,499,682.95	2.52	5,950.00	8,499,747.89	8,430,092.60
JDOT 2019-A A3 DTD 03/13/2019 2.910% 07/15/2023	47789JAD8	4,500,000.00	NR	Aaa	03/05/19	03/13/19	4,499,446.95	2.92	5,820.00	4,499,557.25	4,551,710.40
TAOT 2019-A A3 DTD 02/13/2019 2.910% 07/15/2023	89239AAD5	8,000,000.00	AAA	Aaa	02/05/19	02/13/19	7,998,542.40	2.92	10,346.67	7,998,905.28	8,024,527.20
HAROT 2019-3 A3 DTD 08/27/2019 1.780% 08/15/2023	43815NAC8	4,750,000.00	AAA	Aaa	08/21/19	08/27/19	4,749,960.58	1.78	3,757.78	4,749,967.13	4,729,709.43
TAOT 2019-B A3 DTD 05/08/2019 2.570% 08/15/2023	89239JAD6	5,000,000.00	AAA	Aaa	04/30/19	05/08/19	4,999,202.50	2.58	5,711.11	4,999,368.70	5,035,279.00
TAOT 2019-C A3 DTD 08/14/2019 1.910% 09/15/2023	89238UAD2	5,000,000.00	AAA	Aaa	08/06/19	08/14/19	4,999,959.00	1.91	4,244.44	4,999,965.35	4,944,699.00
BAACT 2018-A2 A2 DTD 05/17/2018 3.000% 09/15/2023	05522RCZ9	10,000,000.00	AAA	Aaa	09/30/19	10/02/19	10,170,312.50	2.14	13,333.33	10,151,169.00	10,080,635.00
JDOT 2019-B A3 DTD 07/24/2019 2.210% 12/15/2023	477870AC3	2,500,000.00	NR	Aaa	07/16/19	07/24/19	2,499,469.25	2.22	2,455.56	2,499,545.75	2,499,021.25
TAOT 2019-D A3 DTD 11/13/2019 1.920% 01/16/2024	89233MAD5	4,500,000.00	AAA	Aaa	11/06/19	11/13/19	4,499,675.10	1.92	3,840.00	4,499,704.71	4,477,997.25



**Managed Account Detail of Securities Held**

For the Month Ending **March 31, 2020**

**SAN BERNARDINO COUNTY - 76990800**

<b>Security Type/Description Dated Date/Coupon/Maturity</b>	<b>CUSIP</b>	<b>Par</b>	<b>S&amp;P Rating</b>	<b>Moody's Rating</b>	<b>Trade Date</b>	<b>Settle Date</b>	<b>Original Cost</b>	<b>YTM at Cost</b>	<b>Accrued Interest</b>	<b>Amortized Cost</b>	<b>Market Value</b>
<b>Asset-Backed Security</b>											
HAROT 2019-4 A3 DTD 11/26/2019 1.830% 01/18/2024	43813VAC2	9,000,000.00	AAA	NR	11/19/19	11/26/19	8,998,396.20	1.84	5,947.50	8,998,520.76	8,868,999.60
HART 2019-B A3 DTD 11/06/2019 1.940% 02/15/2024	44891JAC2	3,750,000.00	AAA	NR	10/29/19	11/06/19	3,749,827.13	1.94	3,233.33	3,749,844.68	3,715,048.13
MBART 2019-1 A3 DTD 09/25/2019 1.930% 03/15/2024	58769TAD7	7,000,000.00	AAA	Aaa	09/18/19	09/25/19	6,999,036.10	1.94	6,004.44	6,999,140.75	6,989,242.40
HAROT 2020-1 A3 DTD 02/26/2020 1.610% 04/21/2024	43813RAC1	10,000,000.00	NR	Aaa	02/19/20	02/26/20	9,998,040.00	1.62	4,472.22	9,998,079.60	9,597,104.00
TAOT 2020-A A3 DTD 02/12/2020 1.660% 05/15/2024	89232HAC9	15,000,000.00	AAA	Aaa	02/04/20	02/12/20	14,998,917.00	1.66	11,066.67	14,998,953.75	14,482,315.50
JOHN DEERE OWNER TRUST DTD 03/11/2020 1.100% 08/15/2024	47789KAC7	5,000,000.00	NR	Aaa	03/04/20	03/11/20	4,999,694.50	1.10	3,055.56	4,999,698.35	4,886,790.09
CHAIT 2012-A7 A7 DTD 10/09/2012 2.160% 09/15/2024	161571FO2	10,000,000.00	AAA	NR	09/17/19	09/18/19	10,060,156.25	1.92	9,600.00	10,053,969.20	10,167,663.00
CHAIT 2020-A1 A1 DTD 02/18/2020 1.530% 01/15/2025	161571HP2	8,000,000.00	AAA	NR	02/10/20	02/18/20	7,998,167.20	1.54	5,440.00	7,998,208.16	8,052,807.01
<b>Security Type Sub-Total</b>		<b>232,236,807.45</b>					<b>232,445,975.77</b>	<b>2.04</b>	<b>197,858.86</b>	<b>232,423,404.75</b>	<b>230,300,630.35</b>
<b>Managed Account Sub-Total</b>		<b>7,533,359,807.45</b>					<b>7,511,881,633.64</b>	<b>1.83</b>	<b>27,581,433.51</b>	<b>7,529,942,205.81</b>	<b>7,663,696,659.75</b>
<b>Securities Sub-Total</b>		<b>\$7,533,359,807.45</b>					<b>\$7,511,881,633.64</b>	<b>1.83%</b>	<b>\$27,581,433.51</b>	<b>\$7,529,942,205.81</b>	<b>\$7,663,696,659.75</b>
<b>Accrued Interest</b>											<b>\$27,581,433.51</b>
<b>Total Investments</b>											<b>\$7,691,278,093.26</b>



**Managed Account Fair Market Value & Analytics**

For the Month Ending **March 31, 2020**

**SAN BERNARDINO COUNTY - 76990800**

<b>Security Type/Description</b>	<b>Dated Date/Coupon/Maturity</b>	<b>CUSIP</b>	<b>Par</b>	<b>Broker</b>	<b>Next Call Date</b>	<b>Market Price</b>	<b>Market Value</b>	<b>Unreal G/L On Cost</b>	<b>Unreal G/L Amort Cost</b>	<b>Effective Duration</b>	<b>Duration to Worst at Mkt</b>	<b>YTM</b>
<b>U.S. Treasury Bond / Note</b>												
US TREASURY NOTES	DTD 04/30/2015 1.375% 04/30/2020	912828K58	50,000,000.00	MORGANST		100.08	50,039,060.00	363,278.75	47,037.00	0.08	0.08	0.42
US TREASURY NOTES	DTD 04/30/2013 1.125% 04/30/2020	912828VA5	50,000,000.00	BMO		100.06	50,031,250.00	1,210,937.50	73,942.00	0.08	0.08	0.36
US TREASURY NOTES	DTD 05/31/2013 1.375% 05/31/2020	912828VF4	50,000,000.00	MORGAN_S		100.17	50,085,940.00	1,076,174.37	162,052.00	0.17	0.17	0.34
US TREASURY NOTES	DTD 06/01/2015 1.500% 05/31/2020	912828XE5	50,000,000.00	BNY		100.20	50,101,560.00	1,134,763.12	183,956.00	0.17	0.17	0.28
US TREASURY NOTES	DTD 07/01/2013 1.875% 06/30/2020	912828VJ6	50,000,000.00	JEFFERIE		100.41	50,203,125.00	691,406.25	257,632.00	0.25	0.25	0.25
US TREASURY NOTES	DTD 07/01/2013 1.875% 06/30/2020	912828VJ6	50,000,000.00	JPM		100.41	50,203,125.00	904,296.87	284,282.50	0.25	0.25	0.25
US TREASURY NOTES	DTD 06/30/2015 1.625% 06/30/2020	912828XH8	50,000,000.00	WELLSFAR		100.36	50,179,690.00	351,565.00	222,621.00	0.25	0.25	0.19
US TREASURY NOTES	DTD 06/30/2015 1.625% 06/30/2020	912828XH8	100,000,000.00	MUFG		100.36	100,359,380.00	726,567.50	458,493.00	0.25	0.25	0.19
US TREASURY NOTES	DTD 07/31/2013 2.000% 07/31/2020	912828VP2	50,000,000.00	BK AMER		100.55	50,273,440.00	869,143.12	362,702.00	0.33	0.33	0.37
US TREASURY NOTES	DTD 08/16/2010 2.625% 08/15/2020	912828NT3	25,000,000.00	BNP DIR		100.83	25,207,030.00	(514,649.69)	131,061.00	0.38	0.38	0.42
UNITED STATES TREASURY NOTES	DTD 08/31/2018 2.625% 08/31/2020	9128284Y3	50,000,000.00	BK AMER		100.98	50,492,190.00	523,440.00	499,678.00	0.42	0.42	0.25
US TREASURY NOTES	DTD 09/30/2015 1.375% 09/30/2020	912828L65	50,000,000.00	BNP DIR		100.55	50,273,440.00	1,384,768.12	589,458.00	0.50	0.50	0.28
US TREASURY NOTES	DTD 10/31/2013 1.750% 10/31/2020	912828WC0	50,000,000.00	BARCLAYS		100.89	50,445,310.00	449,216.25	446,067.00	0.58	0.58	0.22
US TREASURY NOTES	DTD 11/30/2015 1.625% 11/30/2020	912828M98	25,000,000.00	BARCLAYS		100.95	25,238,280.00	482,420.62	280,620.25	0.66	0.66	0.19
US TREASURY N/B NOTES	DTD 02/15/2018 2.250% 02/15/2021	9128283X6	50,000,000.00	INTC		101.81	50,906,250.00	1,119,140.62	1,004,357.50	0.87	0.87	0.18
US TREASURY N/B NOTES	DTD 02/15/2018 2.250% 02/15/2021	9128283X6	75,000,000.00	FTN		101.81	76,359,375.00	1,435,546.87	1,394,550.00	0.87	0.87	0.18
US TREASURY NOTES	DTD 02/29/2016 1.125% 02/28/2021	912828P87	25,000,000.00	BARCLAYS		100.86	25,214,845.00	840,821.56	394,614.50	0.91	0.91	0.19



**Managed Account Fair Market Value & Analytics**

For the Month Ending **March 31, 2020**

**SAN BERNARDINO COUNTY - 76990800**

<b>Security Type/Description</b>	<b>Dated Date/Coupon/Maturity</b>	<b>CUSIP</b>	<b>Par</b>	<b>Broker</b>	<b>Next Call Date</b>	<b>Market Price</b>	<b>Market Value</b>	<b>Unreal G/L On Cost</b>	<b>Unreal G/L Amort Cost</b>	<b>Effective Duration</b>	<b>Duration to Worst at Mkt</b>	<b>YTM</b>
<b>U.S. Treasury Bond / Note</b>												
US TREASURY NOTES	DTD 05/31/2016 1.375% 05/31/2021	912828R77	25,000,000.00	RBC CAP		101.36	25,339,845.00	1,004,884.06	519,719.25	1.16	1.16	0.21
US TREASURY NOTES	DTD 06/02/2014 2.000% 05/31/2021	912828WN6	50,000,000.00	BARCLAYS		102.08	51,039,060.00	591,794.37	919,594.00	1.15	1.15	0.22
US TREASURY NOTES	DTD 07/31/2014 2.250% 07/31/2021	912828WY2	100,000,000.00	MORGANST		102.52	102,515,620.00	2,589,838.75	2,558,975.00	1.32	1.32	0.36
US TREASURY NOTES	DTD 09/30/2016 1.125% 09/30/2021	912828T34	25,000,000.00	MIZUHO		101.23	25,308,595.00	1,110,352.81	629,055.75	1.49	1.49	0.30
US TREASURY NOTES	DTD 12/01/2014 1.875% 11/30/2021	912828G53	25,000,000.00	BMO		102.58	25,644,530.00	910,155.00	736,965.75	1.64	1.64	0.32
US TREASURY NOTES	DTD 02/02/2015 1.500% 01/31/2022	912828H86	50,000,000.00	TD SEC U		102.17	51,085,940.00	2,306,643.12	1,551,326.50	1.81	1.81	0.31
US TREASURY N/B NOTES	DTD 02/28/2017 1.875% 02/28/2022	912828W55	25,000,000.00	CITIGRP		103.03	25,757,812.50	934,570.31	839,146.50	1.89	1.89	0.29
US TREASURY NOTES	DTD 07/31/2017 1.875% 07/31/2022	9128282P4	100,000,000.00	RBC		103.63	103,625,000.00	4,878,906.25	4,531,867.00	2.29	2.29	0.32
US TREASURY N/B NOTES	DTD 11/02/2015 1.875% 10/31/2022	912828M49	25,000,000.00	BMO_DIR		104.00	26,000,000.00	1,260,742.19	1,140,018.75	2.51	2.51	0.32
US TREASURY N/B NOTES	DTD 05/31/2016 1.625% 05/31/2023	912828R69	50,000,000.00	DEUTSCHE		103.94	51,968,750.00	3,310,546.87	3,003,675.00	3.08	3.08	0.37
US TREASURY NOTES	DTD 06/30/2016 1.375% 06/30/2023	912828S35	25,000,000.00	MIZUHO		103.25	25,812,500.00	1,111,328.12	1,080,289.25	3.17	3.17	0.37
US TREASURY NOTES	DTD 06/30/2016 1.375% 06/30/2023	912828S35	50,000,000.00	WELLSFAR		103.25	51,625,000.00	3,501,953.12	3,077,926.00	3.17	3.17	0.37
US TREASURY N/B NOTES	DTD 07/02/2018 2.625% 06/30/2023	9128284U1	50,000,000.00	SOC GEN		107.33	53,664,060.00	3,029,294.37	3,170,622.00	3.12	3.12	0.36
US TREASURY NOTES	DTD 06/30/2016 1.375% 06/30/2023	912828S35	100,000,000.00	SOC GEN		103.25	103,250,000.00	7,214,843.75	6,343,062.00	3.17	3.17	0.37
US TREASURY NOTES	DTD 08/01/2016 1.250% 07/31/2023	912828S92	100,000,000.00	BNP		102.92	102,921,880.00	6,656,255.00	5,815,544.00	3.27	3.27	0.37
US TREASURY NOTES	DTD 08/31/2016 1.375% 08/31/2023	9128282D1	100,000,000.00	MORGANST		103.42	103,421,880.00	6,859,380.00	6,103,793.00	3.34	3.34	0.37
US TREASURY NOTES	DTD 05/15/2014 2.500% 05/15/2024	912828WJ5	50,000,000.00	BNP		108.69	54,343,750.00	2,281,250.00	2,497,585.50	3.91	3.91	0.37



**Managed Account Fair Market Value & Analytics**

For the Month Ending **March 31, 2020**

**SAN BERNARDINO COUNTY - 76990800**

<b>Security Type/Description</b> <b>Dated Date/Coupon/Maturity</b>	<b>CUSIP</b>	<b>Par</b>	<b>Broker</b>	<b>Next Call Date</b>	<b>Market Price</b>	<b>Market Value</b>	<b>Unreal G/L On Cost</b>	<b>Unreal G/L Amort Cost</b>	<b>Effective Duration</b>	<b>Duration to Worst at Mkt</b>	<b>YTM</b>
<b>U.S. Treasury Bond / Note</b>											
US TREASURY NOTES DTD 05/15/2014 2.500% 05/15/2024	912828WJ5	50,000,000.00	WELLSFAR		108.69	54,343,750.00	2,732,421.87	2,826,652.50	3.91	3.91	0.37
US TREASURY N/B NOTES DTD 06/30/2017 2.000% 06/30/2024	912828XX3	50,000,000.00	DAIWA		106.78	53,390,625.00	2,503,906.25	2,595,983.00	4.08	4.08	0.39
US TREASURY N/B NOTES DTD 06/30/2017 2.000% 06/30/2024	912828XX3	50,000,000.00	MORGANST		106.78	53,390,625.00	2,373,046.87	2,460,559.00	4.08	4.08	0.39
US TREASURY N/B NOTES DTD 06/30/2017 2.000% 06/30/2024	912828XX3	50,000,000.00	RBC		106.78	53,390,625.00	2,455,078.12	2,534,003.50	4.08	4.08	0.39
UNITED STATES TREASURY NOTES DTD 07/01/2019 1.750% 06/30/2024	9128286Z8	50,000,000.00	MORGANST		105.78	52,890,625.00	2,716,796.87	2,727,876.50	4.09	4.09	0.38
US TREASURY N/B DTD 07/31/2017 2.125% 07/31/2024	9128282N9	50,000,000.00	TOR DOM		107.44	53,718,750.00	2,244,140.62	2,384,088.00	4.15	4.15	0.39
US TREASURY N/B DTD 02/17/2015 2.000% 02/15/2025	912828J27	50,000,000.00	MIZUHO		107.59	53,796,875.00	3,220,703.12	3,250,412.00	4.66	4.66	0.42
US TREASURY NOTES DTD 05/15/2015 2.125% 05/15/2025	912828XB1	50,000,000.00	BMO		108.47	54,234,375.00	3,125,000.00	3,185,590.50	4.85	4.85	0.45
<b>Security Type Sub-Total</b>		<b>2,200,000,000.00</b>				<b>2,268,093,762.50</b>	<b>83,972,668.64</b>	<b>73,277,454.00</b>	<b>2.07</b>	<b>2.07</b>	<b>0.32</b>
<b>Supra-National Discount Note</b>											
INTL BANK OF RECON AND DEV DISC NOTE -- 0.000% 05/01/2020	459052WG7	50,000,000.00	OTHER		99.98	49,990,450.00	1,051,394.44	84,616.50	0.08	0.08	0.22
INTL BANK OF RECON AND DEV DISC NOTE -- 0.000% 05/01/2020	459052WG7	50,000,000.00	CASTLE		99.98	49,990,450.00	1,044,950.00	85,450.00	0.08	0.08	0.22
IBRD DISCOUNT NOTE -- 0.000% 05/04/2020	459052WK8	30,000,000.00	LOOP CAP		99.97	29,991,660.00	59,343.33	27,684.90	0.09	0.09	0.29
INTL BANK OF RECON AND DEV DISC NOTE -- 0.000% 06/01/2020	459052XP6	60,000,000.00	CASTLE		99.95	59,972,820.00	1,209,653.33	181,236.60	0.17	0.17	0.26
<b>Security Type Sub-Total</b>		<b>190,000,000.00</b>				<b>189,945,380.00</b>	<b>3,365,341.10</b>	<b>378,988.00</b>	<b>0.11</b>	<b>0.11</b>	<b>0.25</b>



**Managed Account Fair Market Value & Analytics**

For the Month Ending **March 31, 2020**

**SAN BERNARDINO COUNTY - 76990800**

Security Type/Description Dated Date/Coupon/Maturity	CUSIP	Par	Broker	Next Call Date	Market Price	Market Value	Unreal G/L On Cost	Unreal G/L Amort Cost	Effective Duration	Duration to Worst at Mkt	YTM
<b>Supra-National Agency Bond / Note</b>											
INTL BK RECON & DEVELOP NOTES DTD 03/21/2017 1.875% 04/21/2020	459058FZ1	25,000,000.00	BNP		100.05	25,013,225.00	34,975.00	13,629.50	0.06	0.06	0.87
INTER-AMERICAN DEVEL BK NOTE DTD 04/12/2017 1.625% 05/12/2020	4581X0CX4	25,000,000.00	RBC		100.08	25,021,075.00	80,325.00	23,316.25	0.12	0.12	0.86
INTL BANK OF RECON AND DEV GLOBAL NOTES DTD 08/29/2017 1.625% 09/04/2020	459058GA5	25,000,000.00	JPMCHASE		100.30	25,076,150.00	81,400.00	76,908.75	0.43	0.43	0.90
INTERNATIONAL FINANCE CORPORATION NOTE DTD 01/25/2018 2.250% 01/25/2021	45950KCM0	25,000,000.00	BK AMER		101.38	25,345,475.00	418,975.00	365,979.75	0.81	0.81	0.56
INTER-AMERICAN DEVELOPMENT BANK NOTE DTD 04/19/2018 2.625% 04/19/2021	4581X0DB1	50,000,000.00	CITIGRP		102.19	51,096,350.00	1,206,350.00	1,135,850.00	1.03	1.03	0.53
INTL BANK OF RECONSTRUCTION AND DEV NOTE DTD 07/25/2018 2.750% 07/23/2021	459058GH0	50,000,000.00	MORGANST		102.91	51,457,350.00	1,574,350.00	1,509,783.50	1.29	1.29	0.52
INTL BANK OF RECON AND DEV GLOBAL NOTES DTD 12/13/2017 2.125% 12/13/2021	459058GF4	20,000,000.00	DEUTSCHE		102.71	20,541,400.00	586,400.00	560,996.40	1.66	1.66	0.52
INTER-AMERICAN DEVELOPMENT BANK NOTE DTD 09/26/2018 3.000% 09/26/2022	4581X0DD7	25,000,000.00	JPMCHASE		105.76	26,440,225.00	1,496,225.00	1,475,825.00	2.41	2.41	0.66
INTER-AMERICAN DEVELOPMENT BANK NOTE DTD 10/04/2013 3.000% 10/04/2023	4581X0CC0	25,000,000.00	BMO		108.25	27,062,550.00	1,582,550.00	1,686,406.75	3.31	3.31	0.62
<b>Security Type Sub-Total</b>		<b>270,000,000.00</b>				<b>277,053,800.00</b>	<b>7,061,550.00</b>	<b>6,848,695.90</b>	<b>1.23</b>	<b>1.23</b>	<b>0.64</b>

<b>NOW Account</b>											
BANK OF THE WEST MONEY MARKET FUND	BKOFWEST7	2,000.00	DIRECT		1.00	2,000.00	0.00	0.00	0.00	0.00	0.35
BANK OF THE WEST MONEY MARKET FUND	BKOFWEST7	20,000,000.00	DIRECT		1.00	20,000,000.00	0.00	0.00	0.00	0.00	0.35
BANK OF THE WEST MONEY MARKET FUND	BKOFWEST7	25,000,000.00	DIRECT		1.00	25,000,000.00	0.00	0.00	0.00	0.00	0.35
BANK OF THE WEST MONEY MARKET FUND	BKOFWEST7	75,000,000.00	DIRECT		1.00	75,000,000.00	0.00	0.00	0.00	0.00	0.35
BANK OF THE WEST MONEY MARKET FUND	BKOFWEST7	79,998,000.00	DIRECT		1.00	79,998,000.00	0.00	0.00	0.00	0.00	0.35



**Managed Account Fair Market Value & Analytics**

For the Month Ending **March 31, 2020**

**SAN BERNARDINO COUNTY - 76990800**

<b>Security Type/Description</b>	<b>Dated Date/Coupon/Maturity</b>	<b>CUSIP</b>	<b>Par</b>	<b>Broker</b>	<b>Next Call Date</b>	<b>Market Price</b>	<b>Market Value</b>	<b>Unreal G/L On Cost</b>	<b>Unreal G/L Amort Cost</b>	<b>Effective Duration</b>	<b>Duration to Worst at Mkt</b>	<b>YTM</b>
<b>Security Type Sub-Total</b>			<b>200,000,000.00</b>				<b>200,000,000.00</b>	<b>0.00</b>	<b>0.00</b>	<b>0.00</b>	<b>0.00</b>	<b>0.35</b>
<b>Money Market Mutual Fund</b>												
FIDELITY GOV'T MM FUND 2642		31607A703	158,000,000.00			1.00	158,000,000.00	0.00	0.00	0.00	0.00	0.30
FEDERATED GOVT OBLIGATIONS FUND		608919718	318,000,000.00			1.00	318,000,000.00	0.00	0.00	0.00	0.00	0.34
<b>Security Type Sub-Total</b>			<b>476,000,000.00</b>				<b>476,000,000.00</b>	<b>0.00</b>	<b>0.00</b>	<b>0.00</b>	<b>0.00</b>	<b>0.33</b>
<b>Joint Powers Authority</b>												
CALIFORNIA ASSET MANAGEMENT PROGRAM		CAMPMF025	13,000,000.00	DIRECT		1.00	13,000,000.00	0.00	0.00	0.00	0.00	1.22
CALIFORNIA ASSET MANAGEMENT PROGRAM		CAMPMF025	18,000,000.00	DIRECT		1.00	18,000,000.00	0.00	0.00	0.00	0.00	1.22
CALIFORNIA ASSET MANAGEMENT PROGRAM		CAMPMF025	19,000,000.00	DIRECT		1.00	19,000,000.00	0.00	0.00	0.00	0.00	1.22
CALIFORNIA ASSET MANAGEMENT PROGRAM		CAMPMF025	25,000,000.00	DIRECT		1.00	25,000,000.00	0.00	0.00	0.00	0.00	1.22
CALIFORNIA ASSET MANAGEMENT PROGRAM		CAMPMF025	30,000,000.00	DIRECT		1.00	30,000,000.00	0.00	0.00	0.00	0.00	1.22
CALIFORNIA ASSET MANAGEMENT PROGRAM		CAMPMF025	36,000,000.00	DIRECT		1.00	36,000,000.00	0.00	0.00	0.00	0.00	1.22
CALIFORNIA ASSET MANAGEMENT PROGRAM		CAMPMF025	45,000,000.00	DIRECT		1.00	45,000,000.00	0.00	0.00	0.00	0.00	1.22
CALIFORNIA ASSET MANAGEMENT PROGRAM		CAMPMF025	46,000,000.00	DIRECT		1.00	46,000,000.00	0.00	0.00	0.00	0.00	1.22
CALIFORNIA ASSET MANAGEMENT PROGRAM		CAMPMF025	50,000,000.00	DIRECT		1.00	50,000,000.00	0.00	0.00	0.00	0.00	1.22
<b>Security Type Sub-Total</b>			<b>282,000,000.00</b>				<b>282,000,000.00</b>	<b>0.00</b>	<b>0.00</b>	<b>0.00</b>	<b>0.00</b>	<b>1.22</b>
<b>Federally Insured Cash Account</b>												
STONECASTLE FICA		FICAMF003	1,000,000.00	DIRECT		1.00	1,000,000.00	0.00	0.00	0.00	0.00	0.40
STONECASTLE FICA		FICAMF003	49,000,000.00	DIRECT		1.00	49,000,000.00	0.00	0.00	0.00	0.00	0.40
<b>Security Type Sub-Total</b>			<b>50,000,000.00</b>				<b>50,000,000.00</b>	<b>0.00</b>	<b>0.00</b>	<b>0.00</b>	<b>0.00</b>	<b>0.40</b>





**Managed Account Fair Market Value & Analytics**

For the Month Ending **March 31, 2020**

**SAN BERNARDINO COUNTY - 76990800**

Security Type/Description Dated Date/Coupon/Maturity	CUSIP	Par	Broker	Next Call Date	Market Price	Market Value	Unreal G/L On Cost	Unreal G/L Amort Cost	Effective Duration	Duration to Worst at Mkt	YTM
<b>Federal Agency Discount Note</b>											
FEDERAL FARM CREDIT BANKS DISC NOTE -- 0.000% 05/20/2020	313312XB1	30,698,000.00	US BANK		99.98	30,693,165.37	540,515.34	77,896.48	0.14	0.14	0.11
FEDERAL HOME LOAN BANKS DISC NOTE -- 0.000% 07/01/2020	313384YV5	50,000,000.00	TOR DOM		99.97	49,984,608.50	927,664.06	229,803.00	0.25	0.25	0.12
FHLB DISC NOTE DTD 07/15/2019 0.000% 07/15/2020	313384ZK8	75,000,000.00	LOOP CAP		99.96	74,971,369.50	494,494.50	310,431.75	0.29	0.29	0.13
FEDERAL HOME LOAN BANKS DISC NOTE -- 0.000% 08/03/2020	313384A66	100,000,000.00	LOOP CAP		99.95	99,950,653.00	776,264.11	481,097.00	0.34	0.34	0.14
FEDERAL HOME LOAN BANKS DISC NOTE -- 0.000% 08/07/2020	313384B24	60,000,000.00	LOOP CAP		99.95	59,968,879.80	457,129.80	299,546.40	0.35	0.35	0.14

**Security Type Sub-Total 315,698,000.00 315,568,676.17 3,196,067.81 1,398,774.63 0.30 0.30 0.13**

<b>Federal Agency Bond / Note</b>											
FHLMC AGENCY NOTES DTD 04/20/2017 1.375% 04/20/2020	3137EAEF2	25,000,000.00	TD SEC U		100.04	25,009,500.00	95,000.00	11,032.25	0.06	0.06	0.62
FHLMC NOTES DTD 04/19/2018 2.500% 04/23/2020	3137EAEM7	35,000,000.00	CITIGRP		100.11	35,039,375.00	47,075.00	39,615.10	0.06	0.06	0.62
FFCB BONDS DTD 05/08/2017 1.550% 05/08/2020	3133EHJA2	25,000,000.00	JPM		100.09	25,022,725.00	36,450.00	23,204.50	0.11	0.11	0.64
FEDERAL HOME LOAN BANKS NOTES DTD 05/21/2018 2.625% 05/28/2020	3130AECJ7	50,000,000.00	BARCLAYS		100.31	50,154,900.00	172,900.00	156,352.50	0.16	0.16	0.65
FNMA NOTES DTD 08/01/2017 1.500% 07/30/2020	3135G0T60	75,000,000.00	BARCLAYS		100.35	75,263,325.00	490,575.00	288,891.75	0.33	0.33	0.44
FHLB NOTES DTD 03/14/2018 2.400% 09/14/2020	3130ADT93	10,000,000.00	JEFFERIE		100.88	10,088,310.00	94,527.00	89,463.30	0.45	0.45	0.44
FHLB NOTES DTD 09/08/2017 1.375% 09/28/2020	3130ACE26	40,000,000.00	BARCLAYS		100.46	40,182,440.00	310,840.00	203,509.20	0.49	0.49	0.44
FEDERAL HOME LOAN BANKS NOTES DTD 09/07/2018 2.625% 10/01/2020	3130AEWA4	75,000,000.00	BARCLAYS		101.08	75,808,050.00	969,300.00	848,085.75	0.49	0.49	0.47
FANNIE MAE NOTES DTD 11/01/2018 2.875% 10/30/2020	3135G0U84	50,000,000.00	JPMCHASE		101.40	50,697,650.00	726,650.00	706,254.00	0.58	0.58	0.48
FHLMC NOTES DTD 11/15/2017 1.875% 11/17/2020	3137EAEK1	50,000,000.00	CITI		100.94	50,472,150.00	520,150.00	482,401.50	0.62	0.62	0.37



**Managed Account Fair Market Value & Analytics**

For the Month Ending **March 31, 2020**

**SAN BERNARDINO COUNTY - 76990800**

<b>Security Type/Description</b>	<b>Dated Date/Coupon/Maturity</b>	<b>CUSIP</b>	<b>Par</b>	<b>Broker</b>	<b>Next Call Date</b>	<b>Market Price</b>	<b>Market Value</b>	<b>Unreal G/L On Cost</b>	<b>Unreal G/L Amort Cost</b>	<b>Effective Duration</b>	<b>Duration to Worst at Mkt</b>	<b>YTM</b>
<b>Federal Agency Bond / Note</b>												
FREDDIE MAC NOTES	DTD 02/16/2018 2.375% 02/16/2021	3137EAE19	50,000,000.00	BARCLAYS		101.71	50,853,850.00	985,850.00	893,332.00	0.87	0.87	0.42
FANNIE MAE NOTES	DTD 04/13/2018 2.500% 04/13/2021	3135G0U27	50,000,000.00	BARCLAYS		102.21	51,107,000.00	1,181,500.00	1,133,298.50	1.01	1.01	0.35
FEDERAL FARM CREDIT BANK NOTES	DTD 11/26/2018 2.875% 05/26/2021	3133EJW70	25,000,000.00	DEUTSCHE		102.91	25,728,000.00	772,250.00	748,808.50	1.13	1.13	0.34
FEDERAL FARM CREDIT BANK NOTES	DTD 11/26/2018 2.875% 05/26/2021	3133EJW70	50,000,000.00	MIZUHO		102.91	51,456,000.00	1,490,000.00	1,471,972.00	1.13	1.13	0.34
FANNIE MAE NOTES	DTD 06/25/2018 2.750% 06/22/2021	3135G0U35	75,000,000.00	TD SEC U		102.89	77,168,550.00	2,185,800.00	2,175,828.00	1.20	1.20	0.38
FHLB NOTES	DTD 03/05/2012 2.375% 09/10/2021	313378JP7	20,000,000.00	MIZUHO		102.78	20,555,060.00	233,460.00	325,369.60	1.42	1.42	0.44
FEDERAL HOME LOAN BANKS NOTES	DTD 10/12/2018 3.000% 10/12/2021	3130AF5B9	50,000,000.00	BARCLAYS		103.86	51,928,950.00	1,961,450.00	1,945,894.00	1.48	1.48	0.47
FEDERAL HOME LOAN BANKS NOTES	DTD 11/08/2019 1.625% 11/19/2021	3130AHJY0	30,000,000.00	WELLSFAR		101.88	30,564,360.00	615,660.00	605,715.30	1.61	1.61	0.47
FEDERAL HOME LOAN BANKS NOTES	DTD 12/20/2019 1.625% 12/20/2021	3130AHSR5	22,500,000.00	BARCLAYS		101.98	22,945,500.00	469,800.00	466,434.00	1.69	1.69	0.47
FANNIE MAE NOTES	DTD 01/11/2019 2.625% 01/11/2022	3135G0U92	60,000,000.00	TD		103.82	62,289,060.00	2,332,260.00	2,315,059.20	1.74	1.74	0.47
FEDERAL FARM CREDIT BANK NOTES	DTD 01/18/2019 2.600% 01/18/2022	3133EJ5P0	50,000,000.00	FTN		103.81	51,906,000.00	1,948,500.00	1,931,848.50	1.76	1.76	0.47
FANNIE MAE NOTES	DTD 04/12/2019 2.250% 04/12/2022	3135G0V59	75,000,000.00	BARCLAYS		103.56	77,667,825.00	2,913,825.00	2,836,205.25	1.97	1.97	0.49
FEDERAL HOME LOAN BANK	DTD 06/01/2012 2.125% 06/10/2022	313379O69	25,000,000.00	WELLSFAR		103.57	25,891,375.00	734,875.00	772,188.25	2.14	2.14	0.49
FFCB NOTES	DTD 12/16/2019 1.630% 06/15/2022	3133ELDK7	40,000,000.00	INCAPITA		102.50	41,001,360.00	1,003,479.20	1,003,239.20	2.16	2.16	0.49
FANNIE MAE NOTES	DTD 09/06/2019 1.375% 09/06/2022	3135G0W33	75,000,000.00	BARCLAYS		102.12	76,588,200.00	1,849,200.00	1,800,531.00	2.39	2.39	0.50
FEDERAL HOME LOAN BANKS NOTES	DTD 08/13/2012 2.000% 09/09/2022	313380GJ0	10,000,000.00	WELLSFAR		103.66	10,366,280.00	215,780.00	244,518.20	2.39	2.39	0.49



**Managed Account Fair Market Value & Analytics**

For the Month Ending **March 31, 2020**

**SAN BERNARDINO COUNTY - 76990800**

<b>Security Type/Description</b>	<b>CUSIP</b>	<b>Par</b>	<b>Broker</b>	<b>Next Call Date</b>	<b>Market Price</b>	<b>Market Value</b>	<b>Unreal G/L On Cost</b>	<b>Unreal G/L Amort Cost</b>	<b>Effective Duration</b>	<b>Duration to Worst at Mkt</b>	<b>YTM</b>
<b>Federal Agency Bond / Note</b>											
FEDERAL HOME LOAN BANK NOTES (CALLABLE) DTD 10/26/2018 3.210% 10/26/2022	3130AFAJ6	25,000,000.00	TOR DOM	10/26/20	101.45	25,362,650.00	362,650.00	362,650.00	0.52	0.56	2.62
FEDERAL FARM CREDIT BANK NOTES(CALLABLE) DTD 01/24/2020 1.640% 01/24/2023	3133ELJN5	10,000,000.00	OTHER	01/24/22	101.66	10,166,220.00	171,220.00	170,916.20	1.93	1.78	1.04
FEDERAL FARM CREDIT BANK NOTES(CALLABLE) DTD 01/24/2020 1.640% 01/24/2023	3133ELJN5	20,000,000.00	DAIWA	01/24/22	101.66	20,332,440.00	342,440.00	341,832.40	1.93	1.78	1.04
FEDERAL FARM CREDIT BANK NOTES(CALLABLE) DTD 01/24/2020 1.640% 01/24/2023	3133ELJN5	20,000,000.00	FCSTONE	01/24/22	101.66	20,332,440.00	342,440.00	341,832.40	1.93	1.78	1.04
FEDERAL HOME LOAN BANKS NOTES DTD 02/21/2020 1.375% 02/17/2023	3130AJ7E3	50,000,000.00	WELLSFAR		102.52	51,257,600.00	1,349,600.00	1,346,246.00	2.82	2.82	0.49
FEDERAL HOME LOAN BANKS NOTES DTD 03/01/2018 2.750% 03/10/2023	3130ADRG9	10,000,000.00	TOR DOM		106.58	10,658,130.00	615,450.00	627,395.30	2.84	2.84	0.49
FEDERAL FARM CREDIT BANKS NOTES DTD 08/14/2019 1.600% 08/14/2023	3133EKZK5	10,000,000.00	WELLSFAR		103.62	10,362,410.00	315,310.00	322,129.60	3.28	3.28	0.51
FANNIE MAE NOTES DTD 02/08/2019 2.500% 02/05/2024	3135G0V34	100,000,000.00	JPM_CHAS		107.47	107,472,300.00	7,844,300.00	7,763,019.00	3.67	3.67	0.53
FHLB BONDS DTD 02/15/2019 2.500% 02/13/2024	3130AFW94	50,000,000.00	BARCLAYS		107.52	53,757,550.00	3,934,550.00	3,896,549.00	3.70	3.70	0.53
FFCB (CALLABLE) NOTES DTD 03/12/2020 1.050% 03/12/2024	3133ELSL9	30,995,000.00	WELLSFAR	03/12/21	99.68	30,897,148.79	(97,851.21)	(97,851.21)	2.80	3.85	1.13
FFCB (CALLABLE) NOTES DTD 03/12/2020 1.050% 03/12/2024	3133ELSL9	50,000,000.00	CFCO	03/12/21	99.68	49,842,150.00	(157,850.00)	(157,850.00)	2.80	3.85	1.13
FANNIE MAE NOTES DTD 07/08/2019 1.750% 07/02/2024	3135G0V75	25,000,000.00	CITI		104.76	26,190,650.00	1,409,650.00	1,378,943.00	4.09	4.09	0.61
FEDERAL HOME LOAN BANK NOTES DTD 08/15/2014 2.875% 09/13/2024	3130A2UW4	25,000,000.00	WELLSFAR		109.87	27,466,350.00	1,015,600.00	1,161,723.00	4.20	4.20	0.62
FEDERAL HOME LOAN BANK NOTES DTD 08/15/2014 2.875% 09/13/2024	3130A2UW4	25,000,000.00	MORGANST		109.87	27,466,350.00	1,033,025.00	1,175,953.25	4.20	4.20	0.62
FANNIE MAE NOTES DTD 10/18/2019 1.625% 10/15/2024	3135G0W66	25,000,000.00	CITI		104.47	26,118,600.00	1,161,350.00	1,157,626.50	4.35	4.35	0.62



**Managed Account Fair Market Value & Analytics**

For the Month Ending **March 31, 2020**

**SAN BERNARDINO COUNTY - 76990800**

<b>Security Type/Description Dated Date/Coupon/Maturity</b>	<b>CUSIP</b>	<b>Par</b>	<b>Broker</b>	<b>Next Call Date</b>	<b>Market Price</b>	<b>Market Value</b>	<b>Unreal G/L On Cost</b>	<b>Unreal G/L Amort Cost</b>	<b>Effective Duration</b>	<b>Duration to Worst at Mkt</b>	<b>YTM</b>
<b>Federal Agency Bond / Note</b>											
FEDERAL HOME LOAN BANK NOTES DTD 11/06/2014 2.750% 12/13/2024	3130A3GE8	10,000,000.00	JEFFERIE		109.78	10,978,440.00	462,810.00	494,638.00	4.41	4.41	0.63
FEDERAL HOME LOAN BANK NOTES DTD 11/06/2014 2.750% 12/13/2024	3130A3GE8	25,000,000.00	INTL_FCS		109.78	27,446,100.00	1,061,600.00	1,147,217.25	4.41	4.41	0.63
FEDERAL HOME LOAN BANK NOTES DTD 11/06/2014 2.750% 12/13/2024	3130A3GE8	25,000,000.00	WELLSFAR		109.78	27,446,100.00	1,158,600.00	1,238,070.25	4.41	4.41	0.63
FANNIE MAE NOTES DTD 01/10/2020 1.625% 01/07/2025	3135G0X24	75,000,000.00	BARCLAYS		104.51	78,379,725.00	3,618,975.00	3,608,612.25	4.58	4.58	0.66
FREDDIE MAC NOTES DTD 02/14/2020 1.500% 02/12/2025	3137EAEP0	50,000,000.00	WELLSFAR		104.00	51,999,800.00	2,038,300.00	2,037,331.00	4.69	4.69	0.66
FEDERAL HOME LOAN BANKS NOTES DTD 02/17/2015 2.375% 03/14/2025	3130A4CH3	25,840,000.00	DAIWA		108.33	27,991,929.36	1,333,834.96	1,381,017.77	4.69	4.69	0.66

<b>Security Type Sub-Total</b>		<b>1,829,335,000.00</b>				<b>1,887,680,878.15</b>	<b>53,673,159.95</b>	<b>53,217,052.31</b>	<b>2.09</b>	<b>2.14</b>	<b>0.58</b>
--------------------------------	--	-------------------------	--	--	--	-------------------------	----------------------	----------------------	-------------	-------------	-------------

<b>Corporate Note</b>											
WAL-MART STORES INC CORP NOTES DTD 06/27/2018 2.850% 06/23/2020	931142EG4	10,000,000.00	CITIGRP		100.09	10,008,670.00	11,770.00	9,035.10	0.23	0.23	2.42
JOHNSON & JOHNSON CORP NOTE DTD 11/10/2017 1.950% 11/10/2020	478160CH5	3,000,000.00	JPM		100.03	3,000,864.00	4,074.00	1,529.94	0.60	0.60	1.90
VISA INC (CALLABLE) CORP NOTES DTD 12/14/2015 2.200% 12/14/2020	92826CAB8	4,550,000.00	MKTX	11/14/20	100.54	4,574,570.00	14,196.00	14,843.65	0.38	0.61	1.42
EXXON MOBIL CORPORATE (CALLABLE) NOTES DTD 03/03/2016 2.222% 03/01/2021	30231GAV4	5,000,000.00	JPMCHASE	02/01/21	99.72	4,986,135.00	98,785.00	32,780.50	0.52	0.90	2.53
EXXON MOBIL CORPORATE (CALLABLE) NOTES DTD 03/03/2016 2.222% 03/01/2021	30231GAV4	9,240,000.00	MKTX	02/01/21	99.72	9,214,377.48	(40,776.12)	(39,831.33)	0.52	0.90	2.53
JPMORGAN CHASE & CO CORP NOTE DTD 04/26/2018 3.086% 04/26/2021	48125LRN4	7,500,000.00	PIPER JA	04/26/20	100.09	7,506,975.00	32,700.00	19,186.80	0.07	0.07	3.00
JOHN DEERE CAPITAL CORP CORP NOTES DTD 06/07/2019 2.300% 06/07/2021	24422EUV9	10,000,000.00	CITIGRP		100.43	10,042,600.00	49,400.00	46,659.10	1.16	1.16	1.93
WAL-MART STORES INC CORP NOTES DTD 06/27/2018 3.125% 06/23/2021	931142EJ8	7,000,000.00	CITIGRP		102.11	7,147,595.00	147,945.00	147,750.26	1.20	1.20	1.39



**Managed Account Fair Market Value & Analytics**

For the Month Ending **March 31, 2020**

**SAN BERNARDINO COUNTY - 76990800**

<b>Security Type/Description Dated Date/Coupon/Maturity</b>	<b>CUSIP</b>	<b>Par</b>	<b>Broker</b>	<b>Next Call Date</b>	<b>Market Price</b>	<b>Market Value</b>	<b>Unreal G/L On Cost</b>	<b>Unreal G/L Amort Cost</b>	<b>Effective Duration</b>	<b>Duration to Worst at Mkt</b>	<b>YTM</b>
<b>Corporate Note</b>											
WAL-MART STORES INC CORP NOTES DTD 06/27/2018 3.125% 06/23/2021	931142EJ8	10,000,000.00	JPMCHASE		102.11	10,210,850.00	199,050.00	205,886.40	1.20	1.20	1.39
MICROSOFT CORP (CALLABLE) NOTES DTD 08/08/2016 1.550% 08/08/2021	594918BP8	9,800,000.00	LOOP CAP	07/08/21	101.07	9,904,438.60	296,714.60	222,315.84	0.81	1.25	0.76
3M COMPANY DTD 09/14/2018 3.000% 09/14/2021	88579YBA8	2,000,000.00	CITI		102.30	2,045,984.00	50,084.00	48,015.86	1.42	1.42	1.40
3M COMPANY CORP (CALLABLE) NOTES DTD 09/19/2016 1.625% 09/19/2021	88579YAU5	10,000,000.00	MORGANST	08/19/21	99.91	9,991,250.00	420,050.00	215,408.90	0.92	1.44	1.69
TOYOTA MOTOR CREDIT CORP CORP NOTES DTD 10/07/2019 1.800% 10/07/2021	89236TGJ8	15,000,000.00	BK AMER		100.38	15,056,250.00	58,050.00	57,620.70	1.48	1.48	1.55
TOYOTA MOTOR CREDIT CORP CORP NOTES DTD 03/18/2019 2.850% 02/18/2022	89236TFU4	10,000,000.00	TOR DOM		100.17	10,016,990.00	16,990.00	16,990.00	1.82	1.82	2.76
3M COMPANY BONDS DTD 02/22/2019 2.750% 03/01/2022	88579YBF7	5,000,000.00	MORGANST	02/01/22	101.37	5,068,330.00	70,680.00	69,855.60	1.86	1.86	2.02
JOHN DEERE CAPITAL CORP DTD 03/07/2019 2.950% 04/01/2022	24422EUT4	5,000,000.00	BK AMER		100.60	5,029,805.00	32,205.00	31,436.10	1.90	1.90	2.64
TOYOTA MOTOR CREDIT CORP DTD 04/12/2019 2.650% 04/12/2022	89236TFX8	10,000,000.00	CITIGRP		100.75	10,075,000.00	81,300.00	79,318.40	1.94	1.94	2.27
JOHN DEERE CAPITAL CORP CORP NOTES DTD 09/12/2019 1.950% 06/13/2022	24422EVA4	5,000,000.00	CITI		98.57	4,928,725.00	(64,825.00)	(66,044.95)	2.12	2.12	2.62
EXXON MOBIL CORPORATION DTD 08/16/2019 1.902% 08/16/2022	30231GBB7	3,000,000.00	MORGANST		100.40	3,012,090.00	12,090.00	12,090.00	2.31	2.31	1.73
US BANK NA CINCINNATI DTD 12/09/2019 1.950% 01/09/2023	90331HPF4	12,000,000.00	BARCLAYS	12/09/22	100.38	12,045,432.00	55,512.00	54,471.60	2.67	2.67	1.81
<b>Security Type Sub-Total</b>		<b>153,090,000.00</b>				<b>153,866,931.08</b>	<b>1,545,994.48</b>	<b>1,179,318.47</b>	<b>1.27</b>	<b>1.37</b>	<b>1.97</b>
<b>Commercial Paper</b>											
TOYOTA MOTOR CREDIT CORP COMM PAPER DTD 12/06/2019 0.000% 05/06/2020	89233GE69	35,000,000.00	TOYOTA		99.87	34,953,660.00	219,485.00	16,951.55	0.10	0.10	1.33



**Managed Account Fair Market Value & Analytics**

For the Month Ending **March 31, 2020**

**SAN BERNARDINO COUNTY - 76990800**

<b>Security Type/Description</b> <b>Dated Date/Coupon/Maturity</b>	<b>CUSIP</b>	<b>Par</b>	<b>Broker</b>	<b>Next Call Date</b>	<b>Market Price</b>	<b>Market Value</b>	<b>Unreal G/L On Cost</b>	<b>Unreal G/L Amort Cost</b>	<b>Effective Duration</b>	<b>Duration to Worst at Mkt</b>	<b>YTM</b>
<b>Commercial Paper</b>											
BNP PARIBAS NY BRANCH COMM PAPER -- 0.000% 05/07/2020	09659BE71	50,000,000.00	BNP DIR		99.85	49,926,650.00	138,483.33	8,650.00	0.10	0.10	1.43
TOYOTA MOTOR CREDIT CORP COMM PAPER -- 0.000% 05/21/2020	89233GEM4	25,000,000.00	TOYOTA		99.81	24,953,075.00	167,741.67	16,964.00	0.14	0.14	1.33
BNP PARIBAS NY BRANCH COMM PAPER -- 0.000% 05/21/2020	09659BEM8	50,000,000.00	BNP DIR		99.80	49,899,000.00	179,972.22	17,055.50	0.14	0.14	1.43
TOYOTA MOTOR CREDIT CORP COMM PAPER -- 0.000% 06/03/2020	89233GF35	25,000,000.00	TOYOTA		99.74	24,935,700.00	165,720.83	15,762.50	0.17	0.17	1.45
EXXON MOBIL CORP COMM PAPER -- 0.000% 06/17/2020	30229AFH7	40,000,000.00	EXXON		99.56	39,825,800.00	(70,755.56)	(92,922.40)	0.21	0.21	2.02
NATIXIS NY BRANCH COMM PAPER DTD 10/08/2019 0.000% 07/02/2020	63873JG20	50,000,000.00	NATIXIS_		99.54	49,767,550.00	121,716.67	(15,228.00)	0.25	0.25	1.81
NATIXIS NY BRANCH COMM PAPER DTD 12/11/2019 0.000% 07/08/2020	63873JG87	50,000,000.00	NATIXIS_		99.50	49,752,350.00	120,683.33	(16,261.00)	0.27	0.27	1.81
TOYOTA MOTOR CREDIT CORP COMM PAPER -- 0.000% 08/03/2020	89233GH33	25,000,000.00	TOYOTA		99.56	24,891,150.00	237,650.00	53,900.00	0.34	0.34	1.26
CREDIT AGRICOLE CIB NY COMM PAPER -- 0.000% 08/03/2020	22533TH33	50,000,000.00	CREDITAG		99.61	49,803,450.00	422,755.56	116,894.50	0.34	0.34	1.14
<b>Security Type Sub-Total</b>		<b>400,000,000.00</b>				<b>398,708,385.00</b>	<b>1,703,453.05</b>	<b>121,766.65</b>	<b>0.21</b>	<b>0.21</b>	<b>1.52</b>

<b>Certificate of Deposit</b>											
SVENSKA HANDELSBANKEN NY CERT DEPOS DTD 01/23/2020 1.660% 05/01/2020	86959REX4	50,000,000.00	SVENSKA		100.07	50,034,555.00	34,555.00	34,555.00	0.08	0.08	1.25
NORDEA BANK ABP NEW YORK CERT DEPOS DTD 12/11/2019 1.850% 05/06/2020	65558TRD9	25,000,000.00	JPM		100.12	25,029,215.00	29,215.00	29,215.00	0.10	0.10	1.25
NORDEA BANK ABP NEW YORK CERT DEPOS DTD 12/11/2019 1.850% 05/07/2020	65558TRG2	25,000,000.00	JPM		100.12	25,030,022.50	30,022.50	30,022.50	0.10	0.10	1.25



**Managed Account Fair Market Value & Analytics**

For the Month Ending **March 31, 2020**

**SAN BERNARDINO COUNTY - 76990800**

<b>Security Type/Description</b>	<b>Dated Date/Coupon/Maturity</b>	<b>CUSIP</b>	<b>Par</b>	<b>Broker</b>	<b>Next Call Date</b>	<b>Market Price</b>	<b>Market Value</b>	<b>Unreal G/L On Cost</b>	<b>Unreal G/L Amort Cost</b>	<b>Effective Duration</b>	<b>Duration to Worst at Mkt</b>	<b>YTM</b>
<b>Certificate of Deposit</b>												
TORONTO DOMINION BANK NY CERT DEPOS	89114NFA8	50,000,000.00	TOR DOM			100.15	50,073,385.00	73,385.00	73,385.00	0.14	0.14	1.25
DTD 01/09/2020 1.780% 05/21/2020												
SWEDBANK NY CERT DEPOS	87019VZW0	50,000,000.00	OTHER			100.10	50,047,660.00	47,660.00	47,660.00	0.18	0.18	1.27
DTD 12/12/2019 1.850% 06/05/2020												
BANK OF NOVA SCOTIA HOUSTON CERT DEPOS	06417MFV2	25,000,000.00	BNS			100.13	25,031,935.00	31,935.00	31,935.00	0.25	0.25	1.35
DTD 12/13/2019 1.860% 07/01/2020												
NORDEA BANK ABP NEW YORK CERT DEPOS	65558TRN7	25,000,000.00	CASTLE			100.13	25,031,300.00	31,300.00	31,300.00	0.25	0.25	1.35
DTD 12/13/2019 1.850% 07/01/2020												
COOPERATIEVE RABOBANK U.A. CERT DEPOS	21684XBD7	50,000,000.00	RABO_DIR			100.17	50,086,880.00	86,880.00	86,880.00	0.25	0.25	1.35
DTD 06/21/2019 2.040% 07/01/2020												
BANK OF NOVA SCOTIA HOUSTON CERT DEPOS	06417MFP5	50,000,000.00	BNS			100.13	50,062,530.00	62,530.00	62,530.00	0.25	0.25	1.35
DTD 12/05/2019 1.850% 07/01/2020												
ROYAL BANK OF CANADA NY CERT DEPOS	78012URU1	50,000,000.00	ROYAL			100.11	50,057,460.00	57,460.00	57,460.00	0.25	0.25	1.35
DTD 12/05/2019 1.810% 07/01/2020												
WELLS FARGO BANK NA CERT DEPOS	95001KCZ5	25,000,000.00	WELLSFAR			100.14	25,035,195.00	35,195.00	35,195.00	0.34	0.34	1.39
DTD 08/20/2019 1.810% 08/03/2020												
BANK OF NOVA SCOTIA HOUSTON CERT DEPOS	06417MEY7	50,000,000.00	BNS			100.16	50,078,360.00	78,360.00	78,360.00	0.34	0.34	1.39
DTD 11/19/2019 1.850% 08/03/2020												
SVENSKA HANDELSBANKEN NY CERT DEPOS	86959REY2	50,000,000.00	SVENSKA			100.11	50,056,760.00	56,760.00	56,760.00	0.34	0.34	1.39
DTD 01/23/2020 1.720% 08/03/2020												
BANK OF MONTREAL CHICAGO CERT DEPOS	06367BHE2	50,000,000.00	BMO_DIR			99.71	49,855,779.00	(144,221.00)	(144,221.00)	0.42	0.42	1.42
DTD 03/02/2020 1.080% 09/01/2020												
SWEDBANK NY CERT DEPOS	87019VC54	50,000,000.00	OTHER			99.75	49,872,646.00	(127,354.00)	(127,354.00)	0.42	0.42	1.42
DTD 03/02/2020 1.120% 09/01/2020												
WELLS FARGO BANK NA CERT DEPOS	95001KFR0	25,000,000.00	WELLSFAR			100.03	25,007,745.00	7,745.00	7,745.00	0.84	0.84	1.72
DTD 01/09/2020 1.800% 02/01/2021												



**Managed Account Fair Market Value & Analytics**

For the Month Ending **March 31, 2020**

**SAN BERNARDINO COUNTY - 76990800**

<b>Security Type/Description</b> <b>Dated Date/Coupon/Maturity</b>	<b>CUSIP</b>	<b>Par</b>	<b>Broker</b>	<b>Next Call Date</b>	<b>Market Price</b>	<b>Market Value</b>	<b>Unreal G/L On Cost</b>	<b>Unreal G/L Amort Cost</b>	<b>Effective Duration</b>	<b>Duration to Worst at Mkt</b>	<b>YTM</b>
<b>Certificate of Deposit</b>											
SVENSKA HANDELSBANKEN NY CERT DEPOS DTD 03/03/2020 1.150% 02/01/2021	86959RFR6	50,000,000.00	SVENSKA		99.52	49,758,623.00	(241,377.00)	(241,377.00)	0.83	0.83	1.72
ROYAL BANK OF CANADA NY CERT DEPOS DTD 03/02/2020 0.980% 03/01/2021	78012UTC9	50,000,000.00	ROYAL		99.19	49,594,458.50	(405,541.50)	(405,541.50)	0.91	0.91	1.78
TORONTO DOMINION BANK NY CERT DEPOS DTD 03/02/2020 1.000% 03/01/2021	89114NH81	50,000,000.00	TOR DOM		99.21	49,602,861.50	(397,138.50)	(397,138.50)	0.91	0.91	1.78
<b>Security Type Sub-Total</b>		<b>800,000,000.00</b>				<b>799,347,370.50</b>	<b>(652,629.50)</b>	<b>(652,629.50)</b>	<b>0.39</b>	<b>0.39</b>	<b>1.43</b>
<b>Bank Note</b>											
US BANK NA CINCINNATI CALLABLE BANK NOTE DTD 07/24/2018 3.050% 07/24/2020	90331HNU3	10,000,000.00	BARCLAYS	06/24/20	100.13	10,012,500.00	17,300.00	13,270.70	0.13	0.23	2.61
US BANK NA CALLABLE BANK NOTE DTD 10/24/2017 2.050% 10/23/2020	90331HNG4	40,000,000.00	MORGANST	09/23/20	100.00	40,000,000.00	8,000.00	1,536.80	0.32	0.55	2.05
WELLS FARGO BANK NA BANK NOTE DTD 01/23/2018 2.600% 01/15/2021	94988J5N3	10,000,000.00	WELLSFAR		100.50	10,049,970.00	(23,830.00)	8,750.80	0.77	0.77	1.96
US BANK NA CINCINNATI CALLABLE BANK NOTE DTD 04/26/2018 3.150% 04/26/2021	90331HNP4	15,000,000.00	US BANK	03/26/21	100.87	15,130,515.00	131,415.00	130,845.45	0.59	0.95	2.32
BANK OF AMERICA CORP NT (FLOAT,CALLABLE) DTD 05/24/2019 2.033% 05/24/2021	06050TML3	15,000,000.00	BK AMER	05/24/20	98.12	14,718,540.00	(281,460.00)	(281,460.00)	0.15	1.13	3.71
US BANK BANK NOTE (CALLABLE) DTD 11/16/2018 3.450% 11/16/2021	90331HNX7	10,000,000.00	MORGANST	10/15/21	101.60	10,160,120.00	173,920.00	167,769.20	0.99	1.48	2.44
US BANK NA CINCINNATI BKNT (CALLABLE) DTD 01/21/2020 1.800% 01/21/2022	90331HPJ6	8,000,000.00	MORGANST	12/21/21	100.25	8,019,968.00	22,768.00	22,499.44	1.18	1.68	1.66
US BANK NA CINCINNATI (CALLABLE) CORP NT DTD 05/23/2019 2.650% 05/23/2022	90331HPC1	7,000,000.00	BARCLAYS	04/22/22	101.63	7,114,233.00	121,653.00	119,595.49	1.41	1.98	1.87





**Managed Account Fair Market Value & Analytics**

For the Month Ending **March 31, 2020**

**SAN BERNARDINO COUNTY - 76990800**

<b>Security Type/Description</b>	<b>Dated Date/Coupon/Maturity</b>	<b>CUSIP</b>	<b>Par</b>	<b>Broker</b>	<b>Next Call Date</b>	<b>Market Price</b>	<b>Market Value</b>	<b>Unreal G/L On Cost</b>	<b>Unreal G/L Amort Cost</b>	<b>Effective Duration</b>	<b>Duration to Worst at Mkt</b>	<b>YTM</b>
<b>Bank Note</b>												
WELLS FARGO BANK NA CALLABLE BANK NOTE		94988J6A0	20,000,000.00	WELLSFAR	09/09/21	99.63	19,925,000.00	(75,000.00)	(75,000.00)	1.42	2.36	2.24
DTD 09/11/2019 2.082% 09/09/2022												
<b>Security Type Sub-Total</b>			<b>135,000,000.00</b>				<b>135,130,846.00</b>	<b>94,766.00</b>	<b>107,807.88</b>	<b>0.67</b>	<b>1.13</b>	<b>2.32</b>
<b>Asset-Backed Security</b>												
HAROT 2019-1 A2		43814WAB1	4,041,359.52	BK AMER		99.31	4,013,278.54	(27,820.72)	(27,927.69)	0.36	0.75	3.68
DTD 02/27/2019 2.750% 09/20/2021												
TAOT 2019-A A2A		89239AAB9	2,145,123.36	SOC GEN		98.68	2,116,911.98	(28,016.60)	(28,096.53)	0.31	0.78	4.53
DTD 02/13/2019 2.830% 10/15/2021												
MBALT 2019-B A2		58769QAB7	3,000,000.00	WELLSFAR		99.28	2,978,487.60	(21,354.60)	(21,380.76)	0.58	0.86	2.84
DTD 11/20/2019 2.010% 12/15/2021												
JDOT 2019-A A2		47789JAB2	3,166,685.66	CITI		99.58	3,153,283.61	(13,257.65)	(13,306.61)	0.31	0.79	3.39
DTD 03/13/2019 2.850% 12/15/2021												
HAROT 2019-2 A2		43815MAB2	9,696,352.44	JPMCHASE		99.97	9,693,071.19	(3,265.74)	(3,273.49)	0.47	0.88	2.61
DTD 05/29/2019 2.570% 12/21/2021												
TAOT 2019-B A2A		89239JAB0	8,867,766.72	BAML		99.69	8,839,934.35	(27,736.60)	(27,769.41)	0.94	0.94	2.92
DTD 05/08/2019 2.590% 02/15/2022												
MBALT 2020-A A2		58770FAB8	3,000,000.00	MUFG		99.62	2,988,488.40	(11,388.30)	(11,396.67)	0.99	0.99	2.21
DTD 01/29/2020 1.820% 03/15/2022												
CHAIT 2015-A4 A4		161571GX6	3,600,000.00	WELLSFAR		99.87	3,595,139.64	(1,344.74)	(2,064.71)	1.03	1.03	1.97
DTD 05/01/2015 1.840% 04/15/2022												
TAOT 2019-C A2A		89238UAB6	4,250,000.00	JPM		99.83	4,242,714.23	(7,088.15)	(7,133.41)	0.55	1.03	2.17
DTD 08/14/2019 2.000% 04/15/2022												
HAROT 2019-3 A2		43815NAB0	4,500,000.00	SOCGEN		98.13	4,415,662.35	(84,022.65)	(84,089.21)	0.64	1.02	3.74
DTD 08/27/2019 1.900% 04/15/2022												
JOHN DEERE OWNER TRUST		477870AB5	4,969,519.75	RBC		99.80	4,959,388.89	(10,111.98)	(10,117.79)	0.96	0.96	2.49
DTD 07/24/2019 2.280% 05/15/2022												
MBART 2019-1 A2A		58769TAB1	6,500,000.00	MIZUHO		98.21	6,383,518.05	(115,860.55)	(115,970.92)	0.62	1.10	3.67
DTD 09/25/2019 2.040% 06/15/2022												
HAROT 2019-4 A2		43813VAB4	8,000,000.00	CITI		99.10	7,927,664.00	(71,841.60)	(71,904.16)	0.94	1.12	2.67
DTD 11/26/2019 1.860% 06/18/2022												



**Managed Account Fair Market Value & Analytics**

For the Month Ending **March 31, 2020**

**SAN BERNARDINO COUNTY - 76990800**

<b>Security Type/Description</b>	<b>Dated Date/Coupon/Maturity</b>	<b>CUSIP</b>	<b>Par</b>	<b>Broker</b>	<b>Next Call Date</b>	<b>Market Price</b>	<b>Market Value</b>	<b>Unreal G/L On Cost</b>	<b>Unreal G/L Amort Cost</b>	<b>Effective Duration</b>	<b>Duration to Worst at Mkt</b>	<b>YTM</b>
<b>Asset-Backed Security</b>												
HART 2019-B A2	DTD 11/06/2019 1.930% 07/15/2022	44891JAB4	2,500,000.00	RBC CAP		99.64	2,490,934.50	(8,910.75)	(8,934.78)	0.65	1.15	2.24
TAOT 2019-D A2	DTD 11/13/2019 1.920% 07/15/2022	89233MAB9	7,000,000.00	BARCLAYS		99.38	6,956,597.20	(42,885.50)	(42,958.30)	0.81	1.15	2.46
MBALT 2019-B A3	DTD 11/20/2019 2.000% 10/17/2022	58769OAC5	2,500,000.00	WELLSFAR		98.54	2,463,556.00	(36,046.50)	(36,093.35)	1.62	1.27	3.15
HAROT 2020-1 A2	DTD 02/26/2020 1.630% 10/21/2022	43813RAB3	8,500,000.00	JPM_CHAS		98.15	8,343,101.90	(156,037.05)	(156,064.42)	1.07	1.29	3.07
TAOT 2020-A A2	DTD 02/12/2020 1.670% 11/15/2022	89232HAB1	12,000,000.00	MUFG		99.41	11,929,270.80	(70,581.60)	(70,590.00)	1.00	1.32	2.12
MBALT 2020-A A3	DTD 01/29/2020 1.840% 12/15/2022	58770FAC6	5,000,000.00	MUFG		97.92	4,896,167.00	(103,174.00)	(103,205.35)	1.48	1.35	3.39
JOHN DEERE OWNER TRUST OTHER ABS	DTD 03/11/2020 1.010% 01/15/2023	47789KAB9	4,500,000.00	BOFA		98.47	4,431,070.06	(68,611.79)	(68,618.59)	1.40	1.40	2.11
HAROT 2019-1 A3	DTD 02/27/2019 2.830% 03/20/2023	43814WAC9	4,000,000.00	BK AMER		98.72	3,948,749.20	(51,143.60)	(51,172.80)	1.39	1.47	3.70
HAROT 2019-2 A3	DTD 05/29/2019 2.520% 06/21/2023	43815MAC0	8,500,000.00	JPMCHASE		99.18	8,430,092.60	(69,590.35)	(69,655.29)	1.63	1.61	3.03
JDOT 2019-A A3	DTD 03/13/2019 2.910% 07/15/2023	47789JAD8	4,500,000.00	CITI		101.15	4,551,710.40	52,263.45	52,153.15	1.32	1.40	2.09
TAOT 2019-A A3	DTD 02/13/2019 2.910% 07/15/2023	89239AAD5	8,000,000.00	SOC GEN		100.31	8,024,527.20	25,984.80	25,621.92	1.40	1.64	2.72
HAROT 2019-3 A3	DTD 08/27/2019 1.780% 08/15/2023	43815NAC8	4,750,000.00	SOCGEN		99.57	4,729,709.43	(20,251.15)	(20,257.70)	1.84	1.68	2.03
TAOT 2019-B A3	DTD 05/08/2019 2.570% 08/15/2023	89239JAD6	5,000,000.00	BAML		100.71	5,035,279.00	36,076.50	35,910.30	1.60	1.68	2.15
TAOT 2019-C A3	DTD 08/14/2019 1.910% 09/15/2023	89238UAD2	5,000,000.00	JPM		98.89	4,944,699.00	(55,260.00)	(55,266.35)	1.77	1.72	2.56
BAACT 2018-A2 A2	DTD 05/17/2018 3.000% 09/15/2023	05522RCZ9	10,000,000.00	TOR DOM		100.81	10,080,635.00	(89,677.50)	(70,534.00)	1.72	1.72	2.53
JDOT 2019-B A3	DTD 07/24/2019 2.210% 12/15/2023	477870AC3	2,500,000.00	RBC		99.96	2,499,021.25	(448.00)	(524.50)	1.75	1.54	2.24
TAOT 2019-D A3	DTD 11/13/2019 1.920% 01/16/2024	89233MAD5	4,500,000.00	BARCLAYS		99.51	4,477,997.25	(21,677.85)	(21,707.46)	2.08	1.88	2.18



**Managed Account Fair Market Value & Analytics**

For the Month Ending **March 31, 2020**

**SAN BERNARDINO COUNTY - 76990800**

<b>Security Type/Description</b> <b>Dated Date/Coupon/Maturity</b>	<b>CUSIP</b>	<b>Par</b>	<b>Broker</b>	<b>Next Call Date</b>	<b>Market Price</b>	<b>Market Value</b>	<b>Unreal G/L On Cost</b>	<b>Unreal G/L Amort Cost</b>	<b>Effective Duration</b>	<b>Duration to Worst at Mkt</b>	<b>YTM</b>
<b>Asset-Backed Security</b>											
HAROT 2019-4 A3 DTD 11/26/2019 1.830% 01/18/2024	43813VAC2	9,000,000.00	CITI		98.54	8,868,999.60	(129,396.60)	(129,521.16)	2.20	1.89	2.60
HART 2019-B A3 DTD 11/06/2019 1.940% 02/15/2024	44891JAC2	3,750,000.00	RBC CAP		99.07	3,715,048.13	(34,779.00)	(34,796.55)	1.81	1.92	2.43
MBART 2019-1 A3 DTD 09/25/2019 1.930% 03/15/2024	58769TAD7	7,000,000.00	MIZUHO		99.85	6,989,242.40	(9,793.70)	(9,898.35)	1.93	1.97	2.01
HAROT 2020-1 A3 DTD 02/26/2020 1.610% 04/21/2024	43813RAC1	10,000,000.00	JPM_CHAS		95.97	9,597,104.00	(400,936.00)	(400,975.60)	2.28	2.00	3.65
TAOT 2020-A A3 DTD 02/12/2020 1.660% 05/15/2024	89232HAC9	15,000,000.00	MUFG		96.55	14,482,315.50	(516,601.50)	(516,638.25)	2.18	2.03	3.38
JOHN DEERE OWNER TRUST DTD 03/11/2020 1.100% 08/15/2024	47789KAC7	5,000,000.00	BOFA		97.74	4,886,790.09	(112,904.41)	(112,908.26)	2.39	1.75	2.40
CHAIT 2012-A7 A7 DTD 10/09/2012 2.160% 09/15/2024	161571FQ2	10,000,000.00	JPMCHASE		101.68	10,167,663.00	107,506.75	113,693.80	2.22	2.22	1.41
CHAIT 2020-A1 A1 DTD 02/18/2020 1.530% 01/15/2025	161571HP2	8,000,000.00	JPMCHASE		100.66	8,052,807.01	54,639.81	54,598.85	2.39	2.39	1.25
<b>Security Type Sub-Total</b>		<b>232,236,807.45</b>				<b>230,300,630.35</b>	<b>(2,145,345.42)</b>	<b>(2,122,774.40)</b>	<b>1.44</b>	<b>1.50</b>	<b>2.65</b>
<b>Managed Account Sub-Total</b>		<b>7,533,359,807.45</b>				<b>7,663,696,659.75</b>	<b>151,815,026.11</b>	<b>133,754,453.94</b>	<b>1.32</b>	<b>1.34</b>	<b>0.74</b>
<b>Securities Sub-Total</b>		<b>\$7,533,359,807.45</b>				<b>\$7,663,696,659.75</b>	<b>\$151,815,026.11</b>	<b>\$133,754,453.94</b>	<b>1.32</b>	<b>1.34</b>	<b>0.74%</b>
<b>Accrued Interest</b>						<b>\$27,581,433.51</b>					
<b>Total Investments</b>						<b>\$7,691,278,093.26</b>					



**Managed Account Security Transactions & Interest**

For the Month Ending **March 31, 2020**

**SAN BERNARDINO COUNTY - 76990800**

Transaction Type		Security Description	CUSIP	Par	Principal Proceeds	Accrued Interest	Total	Realized G/L Cost	Realized G/L Amort Cost	Sale Method
Trade	Settle									
<b>BUY</b>										
03/02/20	03/02/20	CREDIT AGRICOLE CIB NY COMM PAPER -- 0.000% 03/03/2020	22533TC38	219,000,000.00	(218,990,449.17)	0.00	(218,990,449.17)			
03/02/20	03/02/20	SWEDBANK NY CERT DEPOS DTD 03/02/2020 1.120% 09/01/2020	87019VC54	50,000,000.00	(50,000,000.00)	0.00	(50,000,000.00)			
03/02/20	03/02/20	ROYAL BANK OF CANADA NY CERT DEPOS DTD 03/02/2020 0.980% 03/01/2021	78012UTC9	50,000,000.00	(50,000,000.00)	0.00	(50,000,000.00)			
03/02/20	03/02/20	TORONTO DOMINION BANK NY CERT DEPOS DTD 03/02/2020 1.000% 03/01/2021	89114NH81	50,000,000.00	(50,000,000.00)	0.00	(50,000,000.00)			
03/02/20	03/02/20	BANK OF MONTREAL CHICAGO CERT DEPOS DTD 03/02/2020 1.080% 09/01/2020	06367BHE2	50,000,000.00	(50,000,000.00)	0.00	(50,000,000.00)			
03/02/20	03/03/20	IBRD DISCOUNT NOTE -- 0.000% 05/04/2020	459052WK8	30,000,000.00	(29,932,316.67)	0.00	(29,932,316.67)			
03/03/20	03/03/20	CREDIT AGRICOLE CIB NY COMM PAPER -- 0.000% 03/04/2020	22533TC46	150,000,000.00	(149,993,458.33)	0.00	(149,993,458.33)			
03/03/20	03/03/20	SVENSKA HANDELSBANKEN NY CERT DEPOS DTD 03/03/2020 1.150% 02/01/2021	86959RFR6	50,000,000.00	(50,000,000.00)	0.00	(50,000,000.00)			
03/04/20	03/04/20	FIDELITY GOV'T MM FUND 2642	31607A703	152,000,000.00	(152,000,000.00)	0.00	(152,000,000.00)			
03/04/20	03/11/20	JOHN DEERE OWNER TRUST DTD 03/11/2020 1.100% 08/15/2024	47789KAC7	5,000,000.00	(4,999,694.50)	0.00	(4,999,694.50)			
03/04/20	03/11/20	JOHN DEERE OWNER TRUST OTHER ABS DTD 03/11/2020 1.010% 01/15/2023	47789KAB9	4,500,000.00	(4,499,681.85)	0.00	(4,499,681.85)			
03/06/20	03/12/20	FFCB (CALLABLE) NOTES DTD 03/12/2020 1.050% 03/12/2024	3133ELSL9	50,000,000.00	(50,000,000.00)	0.00	(50,000,000.00)			
03/06/20	03/12/20	FFCB (CALLABLE) NOTES DTD 03/12/2020 1.050% 03/12/2024	3133ELSL9	30,995,000.00	(30,995,000.00)	0.00	(30,995,000.00)			



**Managed Account Security Transactions & Interest**

For the Month Ending **March 31, 2020**

**SAN BERNARDINO COUNTY - 76990800**

Transaction Type		Security Description	CUSIP	Par	Principal Proceeds	Accrued Interest	Total	Realized G/L Cost	Realized G/L Amort Cost	Sale Method
Trade	Settle									
<b>BUY</b>										
03/09/20	03/11/20	EXXON MOBIL CORPORATE (CALLABLE) NOTES DTD 03/03/2016 2.222% 03/01/2021	30231GAV4	9,240,000.00	(9,255,153.60)	(5,703.13)	(9,260,856.73)			
03/10/20	03/11/20	EXXON MOBIL CORP COMM PAPER -- 0.000% 06/17/2020	30229AFH7	40,000,000.00	(39,896,555.56)	0.00	(39,896,555.56)			
03/12/20	03/16/20	VISA INC (CALLABLE) CORP NOTES DTD 12/14/2015 2.200% 12/14/2020	92826CAB8	4,550,000.00	(4,560,374.00)	(25,581.11)	(4,585,955.11)			
03/24/20	03/24/20	FEDERATED GOVT OBLIGATIONS FUND	608919718	99,000,000.00	(99,000,000.00)	0.00	(99,000,000.00)			
03/24/20	03/24/20	FIDELITY GOV'T MM FUND 2642	31607A703	14,000,000.00	(14,000,000.00)	0.00	(14,000,000.00)			
03/26/20	03/26/20	FIDELITY GOV'T MM FUND 2642	31607A703	75,000,000.00	(75,000,000.00)	0.00	(75,000,000.00)			
03/26/20	03/26/20	BANK OF THE WEST MONEY MARKET FUND	BKOFWEST7	75,000,000.00	(75,000,000.00)	0.00	(75,000,000.00)			
03/26/20	03/26/20	FEDERATED GOVT OBLIGATIONS FUND	608919718	150,000,000.00	(150,000,000.00)	0.00	(150,000,000.00)			
03/30/20	03/30/20	FEDERATED GOVT OBLIGATIONS FUND	608919718	68,000,000.00	(68,000,000.00)	0.00	(68,000,000.00)			
03/30/20	03/30/20	FIDELITY GOV'T MM FUND 2642	31607A703	68,000,000.00	(68,000,000.00)	0.00	(68,000,000.00)			

**Transaction Type Sub-Total** **1,494,285,000.00 (1,494,122,683.68) (31,284.24) (1,494,153,967.92)**

<b>INTEREST</b>										
03/01/20	03/01/20	3M COMPANY BONDS DTD 02/22/2019 2.750% 03/01/2022	88579YBF7	5,000,000.00	0.00	68,750.00	68,750.00			
03/01/20	03/01/20	EXXON MOBIL CORPORATE (CALLABLE) NOTES DTD 03/03/2016 2.222% 03/01/2021	30231GAV4	5,000,000.00	0.00	55,550.00	55,550.00			
03/04/20	03/04/20	INTL BANK OF RECON AND DEV GLOBAL NOTES DTD 08/29/2017 1.625% 09/04/2020	459058GA5	25,000,000.00	0.00	203,250.00	203,250.00			
03/06/20	03/06/20	FANNIE MAE NOTES DTD 09/06/2019 1.375% 09/06/2022	3135G0W33	75,000,000.00	0.00	515,625.00	515,625.00			
03/09/20	03/09/20	FEDERAL HOME LOAN BANKS NOTES DTD 08/13/2012 2.000% 09/09/2022	313380GJ0	10,000,000.00	0.00	100,000.00	100,000.00			
03/09/20	03/09/20	WELLS FARGO BANK NA CALLABLE BANK NOTE DTD 09/11/2019 2.082% 09/09/2022	94988J6A0	20,000,000.00	0.00	205,886.66	205,886.66			



**Managed Account Security Transactions & Interest**

For the Month Ending **March 31, 2020**

**SAN BERNARDINO COUNTY - 76990800**

Transaction Type		Security Description	CUSIP	Par	Principal Proceeds	Accrued Interest	Total	Realized G/L Cost	Realized G/L Amort Cost	Sale Method
Trade	Settle									
<b>INTEREST</b>										
03/10/20	03/10/20	FEDERAL HOME LOAN BANKS NOTES DTD 03/01/2018 2.750% 03/10/2023	3130ADRG9	10,000,000.00	0.00	137,500.00	137,500.00			
03/10/20	03/10/20	FHLB NOTES DTD 03/05/2012 2.375% 09/10/2021	313378JP7	20,000,000.00	0.00	237,500.00	237,500.00			
03/13/20	03/13/20	FEDERAL HOME LOAN BANK NOTES DTD 08/15/2014 2.875% 09/13/2024	3130A2UW4	25,000,000.00	0.00	359,375.00	359,375.00			
03/13/20	03/13/20	FEDERAL HOME LOAN BANK NOTES DTD 08/15/2014 2.875% 09/13/2024	3130A2UW4	25,000,000.00	0.00	359,375.00	359,375.00			
03/14/20	03/14/20	FEDERAL HOME LOAN BANKS NOTES DTD 02/17/2015 2.375% 03/14/2025	3130A4CH3	25,840,000.00	0.00	306,850.00	306,850.00			
03/14/20	03/14/20	3M COMPANY DTD 09/14/2018 3.000% 09/14/2021	88579YBA8	2,000,000.00	0.00	30,000.00	30,000.00			
03/14/20	03/14/20	FHLB NOTES DTD 03/14/2018 2.400% 09/14/2020	3130ADT93	10,000,000.00	0.00	120,000.00	120,000.00			
03/15/20	03/15/20	MBALT 2019-B A3 DTD 11/20/2019 2.000% 10/17/2022	58769OAC5	2,500,000.00	0.00	4,166.67	4,166.67			
03/15/20	03/15/20	MBALT 2020-A A2 DTD 01/29/2020 1.820% 03/15/2022	58770FAB8	3,000,000.00	0.00	4,550.00	4,550.00			
03/15/20	03/15/20	TAOT 2019-C A2A DTD 08/14/2019 2.000% 04/15/2022	89238UAB6	4,250,000.00	0.00	7,083.33	7,083.33			
03/15/20	03/15/20	HART 2019-B A2 DTD 11/06/2019 1.930% 07/15/2022	44891JAB4	2,500,000.00	0.00	4,020.83	4,020.83			
03/15/20	03/15/20	JDOT 2019-A A3 DTD 03/13/2019 2.910% 07/15/2023	47789JAD8	4,500,000.00	0.00	10,912.50	10,912.50			
03/15/20	03/15/20	CHAIT 2020-A1 A1 DTD 02/18/2020 1.530% 01/15/2025	161571HP2	8,000,000.00	0.00	9,180.00	9,180.00			
03/15/20	03/15/20	MBART 2019-1 A3 DTD 09/25/2019 1.930% 03/15/2024	58769TAD7	7,000,000.00	0.00	11,316.67	11,316.67			
03/15/20	03/15/20	MBALT 2019-B A2 DTD 11/20/2019 2.010% 12/15/2021	58769OAB7	3,000,000.00	0.00	5,025.00	5,025.00			
03/15/20	03/15/20	JDOT 2019-B A3 DTD 07/24/2019 2.210% 12/15/2023	477870AC3	2,500,000.00	0.00	4,604.17	4,604.17			
03/15/20	03/15/20	CHAIT 2012-A7 A7 DTD 10/09/2012 2.160% 09/15/2024	161571FO2	10,000,000.00	0.00	18,000.00	18,000.00			



**Managed Account Security Transactions & Interest**

For the Month Ending **March 31, 2020**

**SAN BERNARDINO COUNTY - 76990800**

Transaction Type		Security Description	CUSIP	Par	Principal Proceeds	Accrued Interest	Total	Realized G/L Cost	Realized G/L Amort Cost	Sale Method
Trade	Settle									
<b>INTEREST</b>										
03/15/20	03/15/20	CHAIT 2015-A4 A4 DTD 05/01/2015 1.840% 04/15/2022	161571GX6	3,600,000.00	0.00	5,520.00	5,520.00			
03/15/20	03/15/20	HAROT 2019-3 A3 DTD 08/27/2019 1.780% 08/15/2023	43815NAC8	4,750,000.00	0.00	7,045.83	7,045.83			
03/15/20	03/15/20	MBALT 2020-A A3 DTD 01/29/2020 1.840% 12/15/2022	58770FAC6	5,000,000.00	0.00	7,666.67	7,666.67			
03/15/20	03/15/20	MBART 2019-1 A2A DTD 09/25/2019 2.040% 06/15/2022	58769TAB1	6,500,000.00	0.00	11,050.00	11,050.00			
03/15/20	03/15/20	TAOT 2019-D A2 DTD 11/13/2019 1.920% 07/15/2022	89233MAB9	7,000,000.00	0.00	11,200.00	11,200.00			
03/15/20	03/15/20	JOHN DEERE OWNER TRUST DTD 07/24/2019 2.280% 05/15/2022	477870AB5	5,000,000.00	0.00	9,500.00	9,500.00			
03/15/20	03/15/20	BAACT 2018-A2 A2 DTD 05/17/2018 3.000% 09/15/2023	05522RCZ9	10,000,000.00	0.00	25,000.00	25,000.00			
03/15/20	03/15/20	TAOT 2019-A A2A DTD 02/13/2019 2.830% 10/15/2021	89239AAB9	2,431,981.04	0.00	5,735.42	5,735.42			
03/15/20	03/15/20	HAROT 2019-3 A2 DTD 08/27/2019 1.900% 04/15/2022	43815NAB0	4,500,000.00	0.00	7,125.00	7,125.00			
03/15/20	03/15/20	TAOT 2020-A A3 DTD 02/12/2020 1.660% 05/15/2024	89232HAC9	15,000,000.00	0.00	22,825.01	22,825.01			
03/15/20	03/15/20	TAOT 2020-A A2 DTD 02/12/2020 1.670% 11/15/2022	89232HAB1	12,000,000.00	0.00	18,370.00	18,370.00			
03/15/20	03/15/20	HART 2019-B A3 DTD 11/06/2019 1.940% 02/15/2024	44891JAC2	3,750,000.00	0.00	6,062.50	6,062.50			
03/15/20	03/15/20	TAOT 2019-A A3 DTD 02/13/2019 2.910% 07/15/2023	89239AAD5	8,000,000.00	0.00	19,400.00	19,400.00			
03/15/20	03/15/20	TAOT 2019-B A3 DTD 05/08/2019 2.570% 08/15/2023	89239JAD6	5,000,000.00	0.00	10,708.34	10,708.34			
03/15/20	03/15/20	TAOT 2019-C A3 DTD 08/14/2019 1.910% 09/15/2023	89238UAD2	5,000,000.00	0.00	7,958.34	7,958.34			
03/15/20	03/15/20	TAOT 2019-D A3 DTD 11/13/2019 1.920% 01/16/2024	89233MAD5	4,500,000.00	0.00	7,200.00	7,200.00			
03/15/20	03/15/20	JDOT 2019-A A2 DTD 03/13/2019 2.850% 12/15/2021	47789JAB2	3,589,245.16	0.00	8,524.45	8,524.45			



**Managed Account Security Transactions & Interest**

For the Month Ending **March 31, 2020**

**SAN BERNARDINO COUNTY - 76990800**

Transaction Type		Security Description	CUSIP	Par	Principal Proceeds	Accrued Interest	Total	Realized G/L Cost	Realized G/L Amort Cost	Sale Method
Trade	Settle									
<b>INTEREST</b>										
03/15/20	03/15/20	TAOT 2019-B A2A DTD 05/08/2019 2.590% 02/15/2022	89239JAB0	9,702,695.82	0.00	20,941.65	20,941.65			
03/18/20	03/18/20	TOYOTA MOTOR CREDIT CORP CORP NOTES DTD 03/18/2019 2.850% 02/18/2022	89236TFU4	10,000,000.00	0.00	142,500.00	142,500.00			
03/18/20	03/18/20	HAROT 2019-1 A3 DTD 02/27/2019 2.830% 03/20/2023	43814WAC9	4,000,000.00	0.00	9,433.33	9,433.33			
03/18/20	03/18/20	HAROT 2019-4 A3 DTD 11/26/2019 1.830% 01/18/2024	43813VAC2	9,000,000.00	0.00	13,725.00	13,725.00			
03/18/20	03/18/20	HAROT 2019-1 A2 DTD 02/27/2019 2.750% 09/20/2021	43814WAB1	4,546,478.03	0.00	10,419.01	10,419.01			
03/18/20	03/18/20	HAROT 2019-4 A2 DTD 11/26/2019 1.860% 06/18/2022	43813VAB4	8,000,000.00	0.00	12,400.00	12,400.00			
03/19/20	03/19/20	3M COMPANY CORP (CALLABLE) NOTES DTD 09/19/2016 1.625% 09/19/2021	88579YAU5	10,000,000.00	0.00	81,250.00	81,250.00			
03/21/20	03/21/20	HAROT 2019-2 A3 DTD 05/29/2019 2.520% 06/21/2023	43815MAC0	8,500,000.00	0.00	17,850.00	17,850.00			
03/21/20	03/21/20	HAROT 2019-2 A2 DTD 05/29/2019 2.570% 12/21/2021	43815MAB2	10,642,383.20	0.00	22,794.57	22,794.57			
03/21/20	03/21/20	HAROT 2020-1 A2 DTD 02/26/2020 1.630% 10/21/2022	43813RAB3	8,500,000.00	0.00	9,621.52	9,621.52			
03/21/20	03/21/20	HAROT 2020-1 A3 DTD 02/26/2020 1.610% 04/21/2024	43813RAC1	10,000,000.00	0.00	11,180.56	11,180.56			
03/26/20	03/26/20	INTER-AMERICAN DEVELOPMENT BANK NOTE DTD 09/26/2018 3.000% 09/26/2022	4581X0DD7	25,000,000.00	0.00	375,000.00	375,000.00			
03/28/20	03/28/20	FHLB NOTES DTD 09/08/2017 1.375% 09/28/2020	3130ACE26	40,000,000.00	0.00	275,000.00	275,000.00			
03/30/20	03/30/20	FEDERAL HOME LOAN BANKS NOTES DTD 03/16/2018 2.375% 03/30/2020	3130ADUJ9	30,000,000.00	0.00	356,250.00	356,250.00			
03/30/20	03/30/20	INTL BANK OF RECON AND DEV GLOBAL NOTES DTD 03/30/2016 1.375% 03/30/2020	459058FA6	25,000,000.00	0.00	172,000.00	172,000.00			





**Managed Account Security Transactions & Interest**

For the Month Ending **March 31, 2020**

**SAN BERNARDINO COUNTY - 76990800**

Transaction Type	Trade	Settle	Security Description	CUSIP	Par	Principal Proceeds	Accrued Interest	Total	Realized G/L Cost	Realized G/L Amort Cost	Sale Method
<b>INTEREST</b>											
	03/31/20	03/31/20	CALIFORNIA ASSET MANAGEMENT PROGRAM	CAMPMF025	0.00	0.00	357,685.42	357,685.42			
	03/31/20	03/31/20	US TREASURY NOTES DTD 09/30/2015 1.375% 09/30/2020	912828L65	50,000,000.00	0.00	343,750.00	343,750.00			
	03/31/20	03/31/20	FEDERATED GOVT OBLIGATIONS FUND	608919718	0.00	0.00	19,214.37	19,214.37			
	03/31/20	03/31/20	BANK OF THE WEST MONEY MARKET FUND	BKOFWEST7	0.00	0.00	206,299.70	206,299.70			
	03/31/20	03/31/20	US TREASURY NOTES DTD 09/30/2016 1.125% 09/30/2021	912828T34	25,000,000.00	0.00	140,625.00	140,625.00			
	03/31/20	03/31/20	FIDELITY GOV'T MM FUND 2642	31607A703	0.00	0.00	48,547.11	48,547.11			
	03/31/20	03/31/20	STONECASTLE FICA	FICAMF003	0.00	0.00	38,755.96	38,755.96			
<b>Transaction Type Sub-Total</b>					<b>698,602,783.25</b>	<b>0.00</b>	<b>5,654,655.59</b>	<b>5,654,655.59</b>			

<b>MATURITY</b>											
	03/02/20	03/02/20	NATIXIS NY BRANCH COMM PAPER -- 0.000% 03/02/2020	63873JC24	50,000,000.00	50,000,000.00	0.00	50,000,000.00	232,500.00	0.00	
	03/02/20	03/02/20	CREDIT AGRICOLE CIB NY COMM PAPER -- 0.000% 03/02/2020	22533TC20	300,000,000.00	300,000,000.00	0.00	300,000,000.00	39,250.00	0.00	
	03/02/20	03/02/20	BANK OF MONTREAL CHICAGO CERT DEPOS DTD 12/03/2019 1.860% 03/02/2020	06367BBE8	50,000,000.00	50,000,000.00	232,500.00	50,232,500.00	0.00	0.00	
	03/02/20	03/02/20	BNP PARIBAS NY BRANCH COMM PAPER -- 0.000% 03/02/2020	09659BC24	127,000,000.00	127,000,000.00	0.00	127,000,000.00	16,510.00	0.00	
	03/02/20	03/02/20	BNP PARIBAS NY BRANCH COMM PAPER -- 0.000% 03/02/2020	09659BC24	25,000,000.00	25,000,000.00	0.00	25,000,000.00	214,277.78	0.00	
	03/03/20	03/03/20	CREDIT AGRICOLE CIB NY COMM PAPER -- 0.000% 03/03/2020	22533TC38	219,000,000.00	219,000,000.00	0.00	219,000,000.00	9,550.83	0.00	
	03/04/20	03/04/20	CREDIT AGRICOLE CIB NY COMM PAPER -- 0.000% 03/04/2020	22533TC46	150,000,000.00	150,000,000.00	0.00	150,000,000.00	6,541.67	0.00	



**Managed Account Security Transactions & Interest**

For the Month Ending **March 31, 2020**

**SAN BERNARDINO COUNTY - 76990800**

Transaction Type		Security Description	CUSIP	Par	Principal Proceeds	Accrued Interest	Total	Realized G/L Cost	Realized G/L Amort Cost	Sale Method
Trade	Settle									
<b>MATURITY</b>										
03/06/20	03/06/20	AMERICAN HONDA FINANCE COMM PAPER -- 0.000% 03/06/2020	02665JC65	50,000,000.00	50,000,000.00	0.00	50,000,000.00	203,055.56	0.00	
03/30/20	03/30/20	INTL BANK OF RECON AND DEV GLOBAL NOTES DTD 03/30/2016 1.375% 03/30/2020	459058FA6	25,000,000.00	25,000,000.00	0.00	25,000,000.00	76,500.00	0.00	
03/30/20	03/30/20	FEDERAL HOME LOAN BANKS NOTES DTD 03/16/2018 2.375% 03/30/2020	3130ADUJ9	30,000,000.00	30,000,000.00	0.00	30,000,000.00	5,400.00	0.00	
<b>Transaction Type Sub-Total</b>				<b>1,026,000,000.00</b>	<b>1,026,000,000.00</b>	<b>232,500.00</b>	<b>1,026,232,500.00</b>	<b>803,585.84</b>	<b>0.00</b>	
<b>PAYDOWNS</b>										
03/15/20	03/15/20	JDOT 2019-A A2 DTD 03/13/2019 2.850% 12/15/2021	47789JAB2	422,559.50	422,559.50	0.00	422,559.50	19.27	0.00	
03/15/20	03/15/20	TAOT 2019-A A2A DTD 02/13/2019 2.830% 10/15/2021	89239AAB9	286,857.72	286,857.72	0.00	286,857.72	26.05	0.00	
03/15/20	03/15/20	TAOT 2019-B A2A DTD 05/08/2019 2.590% 02/15/2022	89239JAB0	834,929.21	834,929.21	0.00	834,929.21	9.02	0.00	
03/15/20	03/15/20	JOHN DEERE OWNER TRUST DTD 07/24/2019 2.280% 05/15/2022	477870AB5	30,480.25	30,480.25	0.00	30,480.25	0.12	0.00	
03/18/20	03/18/20	HAROT 2019-1 A2 DTD 02/27/2019 2.750% 09/20/2021	43814WAB1	505,118.51	505,118.51	0.00	505,118.51	32.53	0.00	
03/21/20	03/21/20	HAROT 2019-2 A2 DTD 05/29/2019 2.570% 12/21/2021	43815MAB2	947,030.88	947,030.88	0.00	947,030.88	1.52	0.00	
<b>Transaction Type Sub-Total</b>				<b>3,026,976.07</b>	<b>3,026,976.07</b>	<b>0.00</b>	<b>3,026,976.07</b>	<b>88.51</b>	<b>0.00</b>	
<b>SELL</b>										
03/12/20	03/12/20	FIDELITY GOV'T MM FUND 2642	31607A703	151,000,000.00	151,000,000.00	0.00	151,000,000.00	0.00	0.00	FIFO
03/12/20	03/12/20	FIDELITY GOV'T MM FUND 2642	31607A703	1,000,000.00	1,000,000.00	0.00	1,000,000.00	0.00	0.00	FIFO
03/19/20	03/19/20	BANK OF THE WEST MONEY MARKET FUND	BKOFWEST7	50,000,000.00	50,000,000.00	0.00	50,000,000.00	0.00	0.00	FIFO
03/19/20	03/19/20	BANK OF THE WEST MONEY MARKET FUND	BKOFWEST7	2,000.00	2,000.00	0.00	2,000.00	0.00	0.00	FIFO



**Managed Account Security Transactions & Interest**

For the Month Ending **March 31, 2020**

**SAN BERNARDINO COUNTY - 76990800**

Transaction Type		Security Description	CUSIP	Par	Principal Proceeds	Accrued Interest	Total	Realized G/L Cost	Realized G/L Amort Cost	Sale Method
Trade	Settle									
<b>SELL</b>										
03/19/20	03/19/20	BANK OF THE WEST MONEY MARKET FUND	BKOFWEST7	14,998,000.00	14,998,000.00	0.00	14,998,000.00	0.00	0.00	FIFO
03/19/20	03/19/20	BANK OF THE WEST MONEY MARKET FUND	BKOFWEST7	35,000,000.00	35,000,000.00	0.00	35,000,000.00	0.00	0.00	FIFO
<b>Transaction Type Sub-Total</b>				<b>252,000,000.00</b>	<b>252,000,000.00</b>	<b>0.00</b>	<b>252,000,000.00</b>	<b>0.00</b>	<b>0.00</b>	
<b>Managed Account Sub-Total</b>					<b>(213,095,707.61)</b>	<b>5,855,871.35</b>	<b>(207,239,836.26)</b>	<b>803,674.35</b>	<b>0.00</b>	
<b>Total Security Transactions</b>					<b>(213,095,707.61)</b>	<b>\$5,855,871.35</b>	<b>(\$207,239,836.26)</b>	<b>\$803,674.35</b>	<b>\$0.00</b>	