



Customer Service
PO Box 11813
Harrisburg, PA 17108-1813

ACCOUNT STATEMENT
For the Month Ending
May 31, 2020

SAN BERNARDINO COUNTY

Client Management Team

Kenneth Schiebel, CFA

Managing Director
213 Market Street
Harrisburg, PA 17101-2141
717-232-2723
schiebelk@pfm.com

Danny A. Nelson

Senior Managing Consultant
50 South 6th Street, Suite 2250
Minneapolis, MN 55402
612-371-3747
nelsond@pfm.com

Contents

Cover/Disclosures
Summary Statement
Individual Accounts

Accounts included in Statement

76990800 SAN BERNARDINO COUNTY

SAN BERNARDINO COUNTY
PARTH BHATT
268 WEST HOSPITALITY LANE
FIRST FLOOR
SAN BERNARDINO, CA 92415-0360

Online Access www.pfm.com

Customer Service 1-717-232-2723



Important Disclosures

Important Disclosures

This statement is for general information purposes only and is not intended to provide specific advice or recommendations. PFM Asset Management LLC ("PFM") is an investment advisor registered with the Securities and Exchange Commission, and is required to maintain a written disclosure statement of our background and business experience. If you would like to receive a copy of our current disclosure statement, please contact Service Operations at the address below.

Proxy Voting PFM does not normally receive proxies to vote on behalf of its clients. However, it does on occasion receive consent requests. In the event a consent request is received the portfolio manager contacts the client and then proceeds according to their instructions. PFM's Proxy Voting Policy is available upon request by contacting Service Operations at the address below.

Questions About an Account PFM's monthly statement is intended to detail our investment advisory activity as well as the activity of any accounts held by clients in pools that are managed by PFM. The custodian bank maintains the control of assets and executes (i.e., settles) all investment transactions. The custodian statement is the official record of security and cash holdings and transactions. PFM recognizes that clients may use these reports to facilitate record keeping and that the custodian bank statement and the PFM statement should be reconciled and differences resolved. Many custodians use a settlement date basis which may result in the need to reconcile due to a timing difference.

Account Control PFM does not have the authority to withdraw funds from or deposit funds to the custodian. Our clients retain responsibility for their internal accounting policies; implementing and enforcing internal controls and generating ledger entries or otherwise recording transactions.

Market Value Generally, PFM's market prices are derived from closing bid prices as of the last business day of the month as supplied by Refinitiv or Bloomberg. Where prices are not available from generally recognized sources the securities are priced using a yield-based matrix system to arrive at an estimated market value. Prices that fall between data points are interpolated. Non-negotiable FDIC-insured bank certificates of deposit are priced at par. Although PFM believes the prices to be reliable, the values of the securities do not always represent the prices at which the securities could have been bought or sold. Explanation of the valuation methods for a registered investment company, local government investment program, or TERM funds is contained in the appropriate fund offering documentation or information statement.

Amortized Cost The original cost of the principal of the security is adjusted for the amount of the periodic reduction of any discount or premium from the purchase date until the date of the report. Discount or premium with respect to short term securities (those with less than one year to maturity at time of issuance) is amortized on a straightline basis. Such discount or premium with respect to longer term securities is amortized using the constant yield basis.

Tax Reporting Cost data and realized gains / losses are provided for informational purposes only. Please review for accuracy and consult your tax advisor to determine the tax consequences of your security transactions. PFM does not report such information to the IRS or other taxing authorities and is not responsible for the accuracy of such information that may be required to be reported to federal, state or other taxing authorities.

Financial Situation In order to better serve you, PFM should be promptly notified of any material change in your investment objective or financial situation.

Callable Securities Securities subject to redemption prior to maturity may be redeemed in whole or in part before maturity, which could affect the yield represented.

Portfolio The securities in this portfolio, including shares of mutual funds, are not guaranteed or otherwise protected by PFM, the FDIC (except for certain non-negotiable certificates of deposit) or any government agency. Investment in securities involves risks, including the possible loss of the amount invested. Actual settlement values, accrued interest, and amortized cost amounts may vary for securities subject to an adjustable interest rate or subject to principal paydowns. Any changes to the values shown may be reflected within the next monthly statement's beginning values.

Rating Information provided for ratings is based upon a good faith inquiry of selected sources, but its accuracy and completeness cannot be guaranteed. Shares of some money market and TERM funds are marketed through representatives of PFM's wholly owned subsidiary, PFM Fund Distributors, Inc. PFM Fund Distributors, Inc. is registered with the SEC as a broker/dealer and is a member of the Financial Industry Regulatory Authority ("FINRA") and the Municipal Securities Rulemaking Board ("MSRB"). You may reach the FINRA by calling the FINRA Regulator Public Disclosure Hotline at 1-888-289-9999 or at the FINRA Regulation Internet website address www.nasdr.com. A brochure describing the FINRA Regulation Public Disclosure Program is also available from the FINRA upon request.

Key Terms and Definitions

Dividends on money market funds consist of interest earned, plus any discount ratably amortized to the date of maturity, plus all realized gains and losses on the sale of securities prior to maturity, less ratable amortization of any premium and all accrued expenses to the fund. Dividends are accrued daily and may be paid either monthly or quarterly. The monthly earnings on this statement represent the estimated dividend accrued for the month for any program that distributes earnings on a quarterly basis. There is no guarantee that the estimated amount will be paid on the actual distribution date.

Current Yield is the net change, exclusive of capital changes and income other than investment income, in the value of a hypothetical fund account with a balance of one share over the seven-day base period including the statement date, expressed as a percentage of the value of one share (normally \$1.00 per share) at the beginning of the seven-day period. This resulting net change in account value is then annualized by multiplying it by

365 and dividing the result by 7. The yields quoted should not be considered a representation of the yield of the fund in the future, since the yield is not fixed.

Average maturity represents the average maturity of all securities and investments of a portfolio, determined by multiplying the par or principal value of each security or investment by its maturity (days or years), summing the products, and dividing the sum by the total principal value of the portfolio. The stated maturity date of mortgage backed or callable securities are used in this statement. However the actual maturity of these securities could vary depending on the level or prepayments on the underlying mortgages or whether a callable security has or is still able to be called.

Monthly distribution yield represents the net change in the value of one share (normally \$1.00 per share) resulting from all dividends declared during the month by a fund expressed as a percentage of the value of one share at the beginning of the month. This resulting net change is then annualized by multiplying it by 365 and dividing it by the number of calendar days in the month.

YTM at Cost The yield to maturity at cost is the expected rate of return, based on the original cost, the annual interest receipts, maturity value and the time period from purchase date to maturity, stated as a percentage, on an annualized basis.

YTM at Market The yield to maturity at market is the rate of return, based on the current market value, the annual interest receipts, maturity value and the time period remaining until maturity, stated as a percentage, on an annualized basis.

Managed Account A portfolio of investments managed discretely by PFM according to the client's specific investment policy and requirements. The investments are directly owned by the client and held by the client's custodian.

Unsettled Trade A trade which has been executed however the final consummation of the security transaction and payment has not yet taken place.

Please review the detail pages of this statement carefully. If you think your statement is wrong, missing account information, or if you need more information about a transaction, please contact PFM within 60 days of receipt. If you have other concerns or questions regarding your account you should contact a member of your client management team or PFM Service Operations at the address below.

PFM Asset Management LLC
Attn: Service Operations
213 Market Street
Harrisburg, PA 17101



SAN BERNARDINO COUNTY

Consolidated Summary Statement

Account Statement
For the Month Ending **May 31, 2020**

Portfolio Summary

Portfolio Holdings	Cash Dividends and Income	Closing Market Value
PFM Managed Account	14,799,641.86	8,659,284,614.73
Cash Balance	0.00	202,244,445.35
Total	\$14,799,641.86	\$8,861,529,060.08

Investment Allocation

Investment Type	Closing Market Value	Percent
Asset-Backed Security	222,766,544.23	2.51
Bank Note	133,226,440.16	1.50
Certificate of Deposit	1,401,999,967.58	15.82
Commercial Paper	579,502,300.00	6.54
Corporate Note	173,457,622.78	1.96
Federal Agency Bond / Note	2,385,921,130.83	26.93
Federal Agency Discount Note	284,872,134.15	3.21
Federally Insured Cash Account	50,000,000.00	0.56
Joint Powers Authority	300,000,000.00	3.39
Money Market Mutual Fund	552,000,000.00	6.23
NOW Account	200,000,000.00	2.26
Supra-National Agency Bond / Note	247,117,030.00	2.79
Supra-National Discount Note	59,999,580.00	0.68
U.S. Treasury Bond / Note	2,068,421,865.00	23.34
Cash Balance	202,244,445.35	2.28
Total	\$8,861,529,060.08	100.00%



Account Statement
For the Month Ending **May 31, 2020**

Consolidated Summary Statement

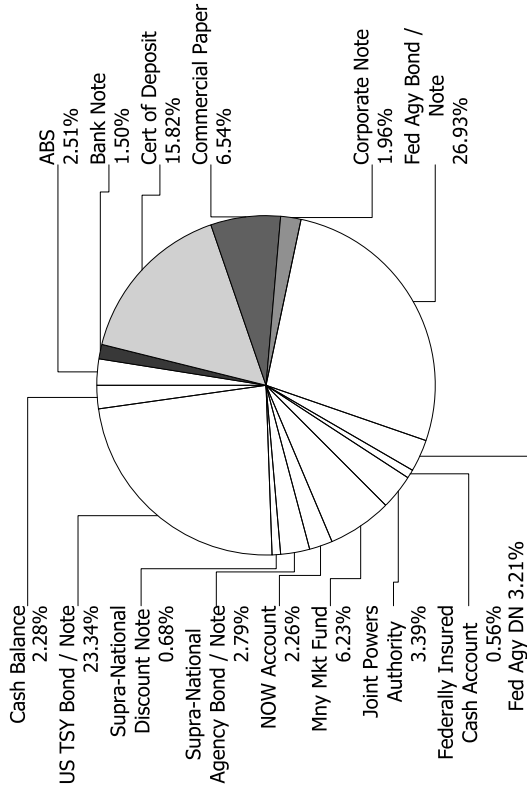
SAN BERNARDINO COUNTY

Maturity Distribution (Fixed Income Holdings)

Portfolio Holdings	Closing Market Value	Percent
Under 30 days	1,739,536,357.60	19.62
31 to 60 days	510,380,640.00	5.76
61 to 90 days	525,568,762.68	5.93
91 to 180 days	1,221,222,473.95	13.78
181 days to 1 year	1,053,442,666.83	11.89
1 to 2 years	989,702,739.23	11.17
2 to 3 years	927,754,837.76	10.47
3 to 4 years	1,086,028,266.63	12.26
4 to 5 years	807,892,315.40	9.12
Over 5 years	0.00	0.00
Total	\$8,861,529,060.08	100.00%

Weighted Average Days to Maturity **524**

Sector Allocation





Managed Account Summary Statement

For the Month Ending **May 31, 2020**

SAN BERNARDINO COUNTY - 76990800

Transaction Summary - Managed Account

Opening Market Value

Maturities/Calls	\$9,196,977,739.88
Principal Dispositions	(690,472,206.05)
Principal Acquisitions	(1,239,000,000.00)
Unsettled Trades	1,387,232,666.67
Change in Current Value	0.00
	4,546,414.23
Closing Market Value	\$8,659,284,614.73

Cash Transactions Summary - Managed Account

Maturities/Calls	688,482,151.76
Sale Proceeds	1,239,000,000.00
Coupon/Interest/Dividend Income	6,296,425.31
Principal Payments	4,774,206.05
Security Purchases	(1,512,202,959.38)
Net Cash Contribution	(426,349,823.73)
Reconciling Transactions	0.00

Earnings Reconciliation (Cash Basis) - Managed Account

Interest/Dividends/Coupons Received	9,080,577.07
Less Purchased Interest Related to Interest/Coupons	(97,292.71)
Plus Net Realized Gains/Losses	5,816,357.50
Total Cash Basis Earnings	\$14,799,641.86

Cash Balance

Closing Cash Balance **\$0.00**

Earnings Reconciliation (Accrual Basis)

	Total
Ending Amortized Value of Securities	8,511,460,234.35
Ending Accrued Interest	28,240,426.80
Plus Proceeds from Sales	1,239,000,000.00
Plus Proceeds of Maturities/Calls/Principal Payments	693,256,357.81
Plus Coupons/Dividends Received	6,296,425.31
Less Cost of New Purchases	(1,387,329,959.38)
Less Beginning Amortized Value of Securities	(9,052,198,571.69)
Less Beginning Accrued Interest	(27,579,964.69)
Total Accrual Basis Earnings	\$11,144,948.51



SAN BERNARDINO COUNTY - 76990800

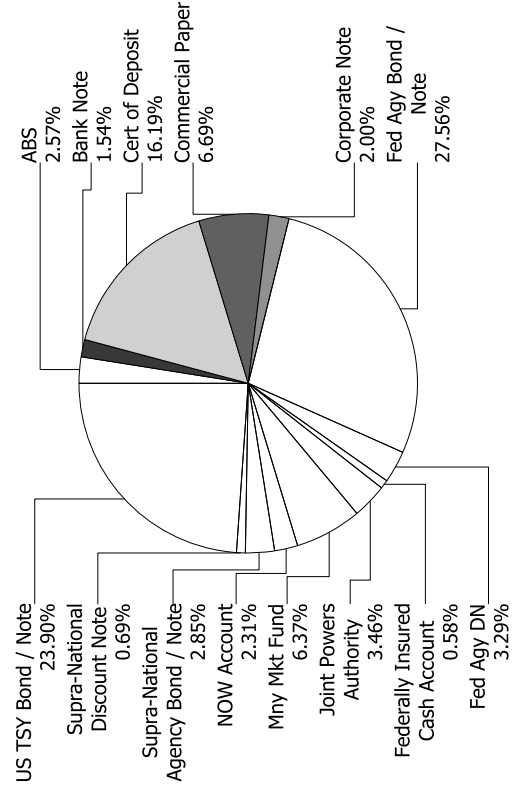
Portfolio Summary and Statistics

For the Month Ending **May 31, 2020**

Account Summary

Description	Par Value	Market Value	Percent
U.S. Treasury Bond / Note	2,000,000,000.00	2,068,421,865.00	23.90
Supra-National Discount Note	60,000,000.00	59,999,580.00	0.69
Supra-National Agency Bond / Note	240,000,000.00	247,117,030.00	2.85
NOW Account	200,000,000.00	200,000,000.00	2.31
Money Market Mutual Fund	552,000,000.00	552,000,000.00	6.37
Joint Powers Authority	300,000,000.00	300,000,000.00	3.46
Federally Insured Cash Account	50,000,000.00	50,000,000.00	0.58
Federal Agency Discount Note	285,000,000.00	284,872,134.15	3.29
Federal Agency Bond / Note	2,324,335,000.00	2,385,921,130.83	27.56
Corporate Note	170,590,000.00	173,457,622.78	2.00
Commercial Paper	580,000,000.00	579,502,300.00	6.69
Certificate of Deposit	1,400,000,000.00	1,401,999,967.58	16.19
Bank Note	131,470,000.00	133,226,440.16	1.54
Asset-Backed Security	219,559,748.64	222,766,544.23	2.57
Managed Account Sub-Total	8,512,954,748.64	8,659,284,614.73	100.00%
Accrued Interest		28,240,426.80	
Total Portfolio	8,512,954,748.64	8,687,525,041.53	

Sector Allocation



Unsettled Trades

0.00 0.00 0.00

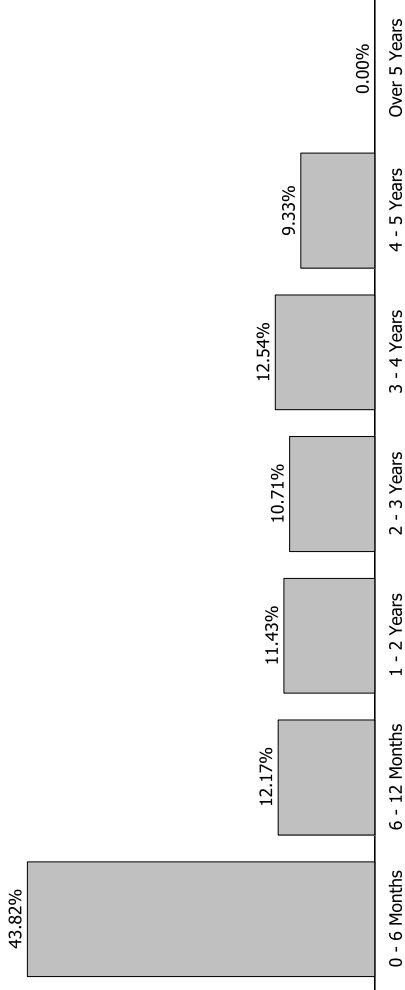


Portfolio Summary and Statistics

For the Month Ending **May 31, 2020**

SAN BERNARDINO COUNTY - 76990800

Maturity Distribution



Characteristics

Yield to Maturity at Cost	1.49%
Yield to Maturity at Market	0.36%
Weighted Average Days to Maturity	536



Managed Account Issuer Summary

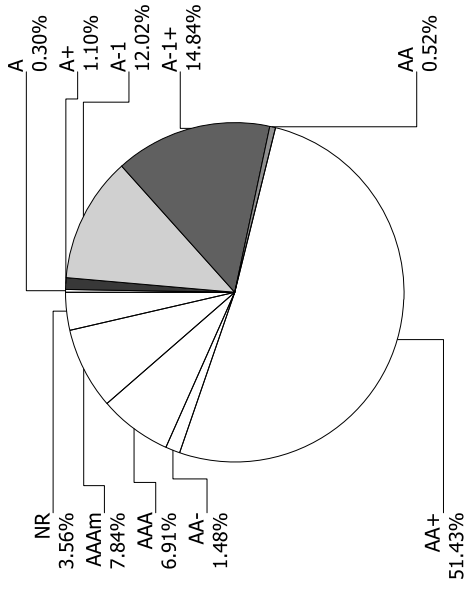
For the Month Ending May 31, 2020

SAN BERNARDINO COUNTY - 76990800

Issuer Summary

Issuer	Market Value of Holdings	Percent
3M COMPANY	17,383,169.00	0.20
BANK OF AMERICA CO	60,325,722.55	0.70
BANK OF MONTREAL	50,100,081.75	0.58
BANK OF NOVA SCOTIA	175,319,107.05	2.02
BANK OF THE WEST	200,000,000.00	2.31
BNP PARIBAS	39,979,120.00	0.46
CAMP	300,000,000.00	3.46
CHASE ISSURANCE	18,527,067.80	0.21
CREDIT AGRICOLE SA	49,978,550.00	0.58
DEERE & COMPANY	20,500,995.00	0.24
EXXON MOBIL CORP	57,499,440.68	0.66
FANNIE MAE	860,132,060.00	9.94
FEDERAL FARM CREDIT BANKS	442,869,552.23	5.11
FEDERAL HOME LOAN BANKS	863,882,652.75	9.99
FEDERATED GOVT OBLIGATIONS FUNDS	379,000,000.00	4.38
FIDELITY TREASURY MF	173,000,000.00	2.00
FREDDIE MAC	503,909,000.00	5.82
HONDA AUTO RECEIVABLES	69,066,966.42	0.80
HYUNDAI AUTO RECEIVABLES	6,335,105.25	0.07
INTER-AMERICAN DEVELOPMENT BANK	124,769,205.00	1.44
INTERNATIONAL FINANCE CORPORATION	25,313,450.00	0.29
INTL BANK OF RECONSTRUCTION AND DEV	157,033,955.00	1.81
JOHN DEERE OWNER TRUST	22,365,539.85	0.26
JOHNSON & JOHNSON	3,014,874.00	0.03
JP MORGAN CHASE & CO	174,785,425.00	2.02
MERCEDES-BENZ AUTO LEASE TRUST	13,368,850.78	0.15
MERCEDES-BENZ AUTO RECEIVABLES	12,938,969.76	0.15
MICROSOFT CORP	9,935,102.80	0.11
NATIXIS NY BRANCH	99,984,300.00	1.15
NORDEA BANK AB	174,979,766.75	2.02
RABOBANK NEDERLAND	174,899,289.70	2.02
ROYAL BANK OF CANADA	250,437,077.30	2.89

Credit Quality (S&P Ratings)





Managed Account Issuer Summary

SAN BERNARDINO COUNTY - 76990800

Issuer	Market Value of Holdings	Percent
STONECASTLE FICA	50,000,000.00	0.58
SVENSKA HANDELSBANKEN AB	100,392,715.10	1.16
SWEDBANK AB	175,146,036.60	2.02
THE BANK OF NEW YORK MELLON CORPORATION	5,155,910.00	0.06
TORONTO-DOMINION BANK	250,174,587.85	2.89
TOYOTA MOTOR CORP	155,471,245.37	1.80
UNITED STATES TREASURY	2,068,421,865.00	23.90
US BANCORP	198,611,968.50	2.29
VISA INC	4,588,338.30	0.05
WAL-MART STORES INC	27,501,737.00	0.32
WELLS FARGO & COMPANY	92,185,814.59	1.06
Total	\$8,659,284,614.73	100.00%



Managed Account Detail of Securities Held

For the Month Ending **May 31, 2020**

SAN BERNARDINO COUNTY - 76990800

Security Type / Description	Dated Date / Coupon / Maturity	CUSIP	S&P Rating	Moody's Rating	Trade Date	Settle Date	Original Cost	YTM at Cost	Accrued Interest	Amortized Cost	Market Value
U.S. Treasury Bond / Note											
US TREASURY NOTES	DTD 07/01/2013 1.875% 06/30/2020	912828VJ6	AA+	Aaa	03/28/18	03/29/18	49,511,718.75	2.32	394,059.07	49,982,815.34	50,062,500.00
US TREASURY NOTES	DTD 07/01/2013 1.875% 06/30/2020	912828VJ6	AA+	Aaa	04/25/18	04/26/18	49,298,828.13	2.54	394,059.07	49,974,454.79	50,062,500.00
US TREASURY NOTES	DTD 06/30/2015 1.625% 06/30/2020	912828XH8	AA+	Aaa	07/01/19	07/02/19	49,828,125.00	1.98	341,517.86	49,986,306.66	50,046,875.00
US TREASURY NOTES	DTD 06/30/2015 1.625% 06/30/2020	912828XH8	AA+	Aaa	07/29/19	07/30/19	99,632,812.50	2.03	683,035.71	99,968,308.22	100,093,750.00
US TREASURY NOTES	DTD 07/31/2013 2.000% 07/31/2020	912828VP2	AA+	Aaa	04/25/18	04/26/18	49,404,296.88	2.54	335,164.84	49,956,780.91	50,148,440.00
US TREASURY NOTES	DTD 08/16/2010 2.625% 08/15/2020	912828NT3	AA+	Aaa	12/20/16	12/21/16	25,721,679.69	1.80	192,908.65	25,040,604.63	25,121,095.00
UNITED STATES TREASURY NOTES	DTD 08/31/2018 2.625% 08/31/2020	9128284Y3	AA+	Aaa	12/18/18	12/20/18	49,968,750.00	2.66	331,691.58	49,995,413.31	50,296,875.00
US TREASURY NOTES	DTD 09/30/2015 1.375% 09/30/2020	912828L65	AA+	Aaa	12/18/18	12/20/18	48,888,671.88	2.66	116,461.75	49,793,122.00	50,195,310.00
US TREASURY NOTES	DTD 10/31/2013 1.750% 10/31/2020	912828WC0	AA+	Aaa	10/25/17	10/26/17	49,996,093.75	1.75	76,086.96	49,999,460.72	50,320,310.00
US TREASURY NOTES	DTD 11/30/2015 1.625% 11/30/2020	912828M98	AA+	Aaa	12/20/16	12/21/16	24,755,859.38	1.88	1,109.97	24,969,143.34	25,179,687.50
US TREASURY N/B NOTES	DTD 02/15/2018 2.250% 02/15/2021	9128283X6	AA+	Aaa	03/14/19	03/18/19	49,787,109.38	2.48	330,700.55	49,921,230.47	50,726,560.00
US TREASURY N/B NOTES	DTD 02/15/2018 2.250% 02/15/2021	9128283X6	AA+	Aaa	03/25/19	03/26/19	74,923,828.13	2.30	496,050.82	74,971,490.59	76,089,840.00
US TREASURY NOTES	DTD 02/29/2016 1.125% 02/28/2021	912828P87	AA+	Aaa	11/29/17	11/30/17	24,374,023.44	1.92	71,076.77	24,856,437.08	25,175,780.00
US TREASURY NOTES	DTD 05/31/2016 1.375% 05/31/2021	912828R77	AA+	Aaa	12/20/16	12/21/16	24,334,960.94	2.00	939.21	24,850,755.72	25,289,062.50



Managed Account Detail of Securities Held

For the Month Ending **May 31, 2020**

SAN BERNARDINO COUNTY - 76990800

Security Type/Description	Dated Date/Coupon/Maturity	CUSIP	S&P Rating	Moody's Rating	Trade Date	Settle Date	Original Cost	YTM at Cost	Accrued Interest	Amortized Cost	Market Value
U.S. Treasury Bond / Note											
US TREASURY NOTES	DTD 05/31/2014 2.000% 05/31/2021	912828WN6	AA+	Aaa	12/02/16	12/05/16	50,447,265.63	1.79	2,732.24	50,099,392.36	50,890,625.00
US TREASURY NOTES	DTD 07/31/2014 2.250% 07/31/2021	912828WY2	AA+	Aaa	04/29/19	04/30/19	99,925,781.25	2.28	754,120.88	99,961,673.18	102,375,000.00
US TREASURY NOTES	DTD 09/30/2016 1.125% 09/30/2021	912828T34	AA+	Aaa	11/29/17	11/30/17	24,198,242.19	2.00	47,643.44	24,721,675.50	25,308,595.00
US TREASURY NOTES	DTD 12/01/2014 1.875% 11/30/2021	912828G53	AA+	Aaa	12/20/16	12/21/16	24,734,375.00	2.10	1,280.74	24,919,503.12	25,636,720.00
US TREASURY NOTES	DTD 02/02/2015 1.500% 01/31/2022	912828H86	AA+	Aaa	02/15/17	02/16/17	48,779,296.88	2.02	251,373.63	49,589,277.24	51,093,750.00
US TREASURY N/B NOTES	DTD 02/28/2017 1.875% 02/28/2022	912828W55	AA+	Aaa	11/29/17	11/30/17	24,823,242.19	2.05	118,461.28	24,927,405.08	25,738,280.00
US TREASURY NOTES	DTD 07/31/2017 1.875% 07/31/2022	912828P4	AA+	Aaa	04/29/19	04/30/19	98,746,093.75	2.28	628,434.07	99,166,173.45	103,656,250.00
US TREASURY N/B NOTES	DTD 11/02/2015 1.875% 10/31/2022	912828M49	AA+	Aaa	11/29/17	11/30/17	24,739,257.81	2.10	40,760.87	24,871,951.78	26,023,437.50
US TREASURY N/B NOTES	DTD 05/31/2016 1.625% 05/31/2023	912828R69	AA+	Aaa	04/05/19	04/08/19	48,658,203.13	2.31	2,219.95	49,030,432.12	52,132,810.00
US TREASURY NOTES	DTD 06/30/2016 1.375% 06/30/2023	912828S35	AA+	Aaa	11/08/19	11/12/19	24,701,171.88	1.72	144,488.32	24,746,694.72	25,898,437.50
US TREASURY NOTES	DTD 06/30/2016 1.375% 06/30/2023	912828S35	AA+	Aaa	04/03/19	04/04/19	48,123,046.88	2.31	288,976.65	48,637,147.73	51,796,875.00
US TREASURY N/B NOTES	DTD 07/02/2018 2.625% 06/30/2023	9128284U1	AA+	Aaa	04/05/19	04/08/19	50,634,765.63	2.31	551,682.69	50,462,096.22	53,703,125.00
US TREASURY NOTES	DTD 06/30/2016 1.375% 06/30/2023	912828S35	AA+	Aaa	04/15/19	04/16/19	96,035,156.25	2.37	577,953.30	97,098,642.99	103,593,750.00
US TREASURY NOTES	DTD 08/01/2016 1.250% 07/31/2023	912828S92	AA+	Aaa	03/27/19	03/28/19	96,265,625.00	2.15	418,956.04	97,280,452.00	103,296,880.00



Managed Account Detail of Securities Held

For the Month Ending **May 31, 2020**

SAN BERNARDINO COUNTY - 76990800

Security Type/Description Dated Date/Coupon/Maturity	CUSIP	S&P Rating	Moody's Rating	Trade Date	Settle Date	Original Cost	YTM at Cost	Accrued Interest	Amortized Cost	Market Value
U.S. Treasury Bond / Note										
US TREASURY NOTES DTD 08/31/2016 1.375% 08/31/2023	9128282D1	AA+	Aaa	03/28/19	03/29/19	96,562,500.00	2.20	347,486.41	97,477,181.31	103,765,620.00
US TREASURY NOTES DTD 05/15/2014 2.500% 05/15/2024	912828WJ5	AA+	Aaa	09/30/19	10/01/19	52,062,500.00	1.57	57,744.57	51,764,366.11	54,421,875.00
US TREASURY NOTES DTD 05/15/2014 2.500% 05/15/2024	912828WJ5	AA+	Aaa	12/23/19	12/26/19	51,611,328.13	1.73	57,744.57	51,452,408.13	54,421,875.00
US TREASURY N/B NOTES DTD 06/30/2017 2.000% 06/30/2024	912828XX3	AA+	Aaa	09/25/19	09/26/19	50,886,718.75	1.61	420,329.67	50,759,753.27	53,531,250.00
US TREASURY N/B NOTES DTD 06/30/2017 2.000% 06/30/2024	912828XX3	AA+	Aaa	10/31/19	11/01/19	51,017,578.13	1.55	420,329.67	50,890,306.17	53,531,250.00
US TREASURY N/B NOTES DTD 06/30/2017 2.000% 06/30/2024	912828XX3	AA+	Aaa	11/01/19	11/04/19	50,935,546.88	1.58	420,329.67	50,819,979.32	53,531,250.00
UNITED STATES TREASURY NOTES DTD 06/30/2019 1.750% 06/30/2024	9128286Z8	AA+	Aaa	12/11/19	12/12/19	50,173,828.13	1.67	367,788.46	50,155,838.70	53,031,250.00
US TREASURY N/B DTD 07/31/2017 2.125% 07/31/2024	9128282N9	AA+	Aaa	10/10/19	10/11/19	51,474,609.38	1.49	356,112.64	51,277,994.80	53,859,375.00
US TREASURY N/B DTD 02/17/2015 2.000% 02/15/2025	912828JZ7	AA+	Aaa	12/19/19	12/20/19	50,576,171.88	1.77	293,956.04	50,526,016.79	53,960,940.00
US TREASURY NOTES DTD 05/15/2015 2.125% 05/15/2025	912828XB1	AA+	Aaa	12/09/19	12/10/19	51,109,375.00	1.70	49,082.88	51,012,031.96	54,414,060.00
Security Type Sub-Total						1,987,648,437.60	2.07	10,384,851.49	1,995,914,717.83	2,068,421,865.00
Supra-National Discount Note										
INTL BANK OF RECON AND DEV DISC NOTE DTD 06/03/2019 0.000% 06/01/2020	459052XP6	A-1+	P-1	06/05/19	06/05/19	58,763,166.67	2.09	0.00	60,000,000.00	59,999,580.00
Security Type Sub-Total						58,763,166.67	2.09	0.00	60,000,000.00	59,999,580.00
Supra-National Agency Bond / Note										



Managed Account Detail of Securities Held

For the Month Ending **May 31, 2020**

SAN BERNARDINO COUNTY - 76990800

Security Type/Description	Dated Date/Coupon/Maturity	CUSIP	S&P Rating	Moody's Rating	Trade Date	Settle Date	Original Cost	YTM at Cost	Accrued Interest	Amortized Cost	Market Value
Supra-National Agency Bond / Note											
INTL BANK OF RECON AND DEV GLOBAL NOTES	08/29/2017 1.626% 09/04/2020	459058GA5	AAA	Aaa	08/22/17	08/29/17	24,994,750.00	1.63	98,237.50	24,999,547.41	25,082,075.00
INTERNATIONAL FINANCE CORPORATION	01/25/2018 2.250% 01/25/2021	45950KCM0	AAA	Aaa	01/18/18	01/25/18	24,926,500.00	2.35	196,875.00	24,984,039.23	25,313,450.00
INTER-AMERICAN DEVELOPMENT BANK	04/19/2018 2.625% 04/19/2021	4581X0DB1	AAA	Aaa	04/12/18	04/19/18	49,890,000.00	2.70	153,125.00	49,967,682.48	51,020,300.00
INTL BANK OF RECONSTRUCTION AND DEV	07/23/2021 2.750% 07/23/2021	459058GH0	AAA	Aaa	07/18/18	07/25/18	49,883,000.00	2.83	488,888.89	49,955,403.11	51,397,100.00
INTL BANK OF RECON AND DEV GLOBAL	12/13/2017 2.125% 12/13/2021	459058GF4	AAA	Aaa	12/12/17	12/13/17	19,955,000.00	2.18	198,333.33	19,982,751.54	20,555,200.00
INTER-AMERICAN DEVELOPMENT BANK	09/26/2020 0.500% 05/24/2023	4581X0DD7	AAA	Aaa	09/20/18	09/26/18	24,944,000.00	3.06	135,416.67	24,967,534.57	26,500,875.00
INTER-AMERICAN DEVEL BK CORPORATE	08/30/2019 3.000% 08/30/2019	4581X0DM7	AAA	Aaa	04/17/20	04/24/20	19,993,200.00	0.51	1,944.44	19,993,429.69	20,080,480.00
INTER-AMERICAN DEVELOPMENT BANK	08/30/2019 3.000% 10/04/2023	4581X0CC0	AAA	Aaa	03/14/19	03/21/19	25,480,000.00	2.55	118,750.00	25,353,196.62	27,167,550.00
Security Type Sub-Total							240,066,450.00	2.39	1,391,570.83	240,203,584.65	247,117,030.00

NOW Account											
BANK OF THE WEST MONEY MARKET FUND		BKOFWEST7	NR	NR	03/26/20	03/26/20	75,000,000.00	0.35	0.00	75,000,000.00	75,000,000.00
BANK OF THE WEST MONEY MARKET FUND		BKOFWEST7	NR	NR	08/30/19	08/30/19	125,000,000.00	0.35	0.00	125,000,000.00	125,000,000.00



Managed Account Detail of Securities Held

For the Month Ending **May 31, 2020**

SAN BERNARDINO COUNTY - 76990800

Security Type/Description	S&P Rating	Moody's Rating	Trade Date	Settle Date	Original Cost	YTM at Cost	Accrued Interest	Amortized Cost	Market Value
Security Type Sub-Total					200,000,000.00	0.35	0.00	200,000,000.00	200,000,000.00
Money Market Mutual Fund									
FIDELITY GOV'T MM FUND 2642	AAA	AAA	05/27/20	05/27/20	173,000,000.00	0.08	0.00	173,000,000.00	173,000,000.00
FEDERATED GOVT OBLIGATIONS FUND	AAA	NR	05/27/20	05/27/20	379,000,000.00	0.09	0.00	379,000,000.00	379,000,000.00
Security Type Sub-Total					552,000,000.00	0.09	0.00	552,000,000.00	552,000,000.00
Joint Powers Authority									
CALIFORNIA ASSET MANAGEMENT PROGRAM	AAA	NR	05/21/20	05/21/20	18,000,000.00	0.56	0.00	18,000,000.00	18,000,000.00
CALIFORNIA ASSET MANAGEMENT PROGRAM	AAA	NR	10/17/19	10/17/19	36,000,000.00	0.56	0.00	36,000,000.00	36,000,000.00
CALIFORNIA ASSET MANAGEMENT PROGRAM	AAA	NR	10/21/19	10/21/19	46,000,000.00	0.56	0.00	46,000,000.00	46,000,000.00
CALIFORNIA ASSET MANAGEMENT PROGRAM	AAA	NR	08/30/19	08/30/19	200,000,000.00	0.56	0.00	200,000,000.00	200,000,000.00
Security Type Sub-Total					300,000,000.00	0.56	0.00	300,000,000.00	300,000,000.00
Federally Insured Cash Account									
STONECASTLE FICA	NR	NR	08/30/19	08/30/19	50,000,000.00	0.25	0.00	50,000,000.00	50,000,000.00
Security Type Sub-Total					50,000,000.00	0.25	0.00	50,000,000.00	50,000,000.00
Federal Agency Discount Note									
FEDERAL HOME LOAN BANKS DISC NOTE DTD 07/01/2019 0.000% 07/01/2020	A-1+	P-1	07/17/19	07/17/19	49,056,944.44	1.98	0.00	49,919,166.67	49,971,141.65
FHLB DISC NOTE DTD 07/15/2019 0.000% 07/15/2020	A-1+	P-1	02/03/20	02/04/20	74,476,875.00	1.56	0.00	74,857,916.67	74,938,312.50
FEDERAL HOME LOAN BANKS DISC NOTE -- 0.000% 08/03/2020	A-1+	P-1	01/23/20	01/23/20	99,174,388.89	1.55	0.00	99,730,500.00	99,977,200.00



Managed Account Detail of Securities Held

For the Month Ending **May 31, 2020**

SAN BERNARDINO COUNTY - 76990800

Security Type/Description	Dated Date/Coupon/Maturity	CUSIP	S&P Rating	Moody's Rating	Trade Date	Settle Date	Original Cost	YTM at Cost	Accrued Interest	Amortized Cost	Market Value
FEDERAL HOME LOAN BANKS DISC NOTE		313384B24	A-1+	P-1	01/30/20	01/31/20	59,511,750.00	1.56	0.00	59,826,916.67	59,985,480.00
-- 0.000% 08/07/2020											
Security Type Sub-Total							282,219,958.33	1.63	0.00	284,334,500.01	284,872,134.15
Federal Agency Bond / Note											
FNMA NOTES		3135G0T60	AA+	Aaa	07/28/17	08/01/17	74,772,750.00	1.60	378,125.00	74,987,744.29	75,165,300.00
DTD 08/01/2017 1.500% 07/30/2020											
FHLB NOTES		3130ADT93	AA+	Aaa	03/08/18	03/14/18	9,993,783.00	2.43	51,333.33	9,999,286.57	10,063,920.00
DTD 03/14/2018 2.400% 09/14/2020											
FHLB NOTES		3130ACE26	AA+	Aaa	09/07/17	09/08/17	39,871,600.00	1.48	96,250.00	39,986,308.60	40,157,280.00
DTD 09/08/2017 1.375% 09/28/2020											
FEDERAL HOME LOAN BANKS NOTES		3130AEWA4	AA+	Aaa	09/06/18	09/07/18	74,838,750.00	2.73	328,125.00	74,973,943.71	75,614,700.00
DTD 09/07/2018 2.625% 10/01/2020											
FANNIE MAE NOTES		3135G0U84	AA+	Aaa	10/30/18	11/01/18	49,971,000.00	2.91	123,784.72	49,993,993.14	50,560,550.00
DTD 11/01/2018 2.875% 10/30/2020											
FHLMC NOTES		3137EAEK1	AA+	Aaa	11/14/17	11/15/17	49,952,000.00	1.91	36,458.33	49,992,612.02	50,392,800.00
DTD 11/15/2017 1.875% 11/17/2020											
FREDDIE MAC NOTES		3137EAEI9	AA+	Aaa	02/15/18	02/16/18	49,868,000.00	2.47	346,354.17	49,968,686.13	50,775,250.00
DTD 02/16/2018 2.375% 02/16/2021											
FANNIE MAE NOTES		3135G0U27	AA+	Aaa	04/12/18	04/13/18	49,925,500.00	2.55	166,666.67	49,978,520.07	51,002,500.00
DTD 04/13/2018 2.500% 04/13/2021											
FEDERAL FARM CREDIT BANK NOTES		3133EJW70	AA+	Aaa	11/26/18	11/27/18	24,955,750.00	2.95	9,982.64	24,982,562.29	25,662,625.00
DTD 11/26/2018 2.875% 05/26/2021											
FEDERAL FARM CREDIT BANK NOTES		3133EJW70	AA+	Aaa	11/20/18	11/26/18	49,966,000.00	2.90	19,965.28	49,986,616.23	51,325,250.00
DTD 11/26/2018 2.875% 05/26/2021											
FANNIE MAE NOTES		3135G0U35	AA+	Aaa	06/22/18	06/25/18	74,982,750.00	2.76	910,937.50	74,993,908.05	77,026,125.00
DTD 06/25/2018 2.750% 06/22/2021											
FHLB NOTES		313378JP7	AA+	Aaa	08/29/19	08/30/19	20,321,600.00	1.57	106,875.00	20,201,975.20	20,551,960.00
DTD 03/05/2012 2.375% 09/10/2021											



Managed Account Detail of Securities Held

For the Month Ending **May 31, 2020**

SAN BERNARDINO COUNTY - 76990800

Security Type/Description Dated Date/Coupon/Maturity	CUSIP	S&P Rating	Moody's Rating	Trade Date	Settle Date	Original Cost	YTM at Cost	Accrued Interest	Amortized Cost	Market Value
Federal Agency Bond / Note										
FEDERAL HOME LOAN BANKS NOTES DTD 10/12/2018 3.000% 10/12/2021	3130AF5B9	AA+	Aaa	10/11/18	10/12/18	49,967,500.00	3.02	204,166.67	49,985,232.66	51,894,400.00
FEDERAL HOME LOAN BANKS NOTES DTD 11/08/2019 1.625% 11/19/2021	3130AHJY0	AA+	Aaa	11/07/19	11/08/19	29,948,700.00	1.71	16,250.00	29,962,942.32	30,618,480.00
FEDERAL HOME LOAN BANKS NOTES DTD 12/20/2019 1.625% 12/20/2021	3130AHSR5	AA+	Aaa	12/19/19	12/20/19	22,475,700.00	1.68	163,515.63	22,481,151.71	22,991,040.00
FANNIE MAE NOTES DTD 01/11/2019 2.625% 01/11/2022	3135GOU92	AA+	Aaa	01/09/19	01/11/19	59,956,800.00	2.65	612,500.00	59,976,783.94	62,322,960.00
FEDERAL FARM CREDIT BANK NOTES DTD 01/18/2019 2.600% 01/18/2022	3133EJ5P0	AA+	Aaa	01/16/19	01/18/19	49,957,500.00	2.63	480,277.78	49,976,888.69	51,938,800.00
FANNIE MAE NOTES DTD 04/12/2019 2.250% 04/12/2022	3135GOV59	AA+	Aaa	04/11/19	04/12/19	74,754,000.00	2.36	229,687.50	74,847,372.26	77,806,950.00
FEDERAL FARM CREDIT BANK NOTES DTD 05/06/2020 0.250% 05/06/2022	3133ELYR9	AA+	Aaa	04/30/20	05/06/20	99,873,000.00	0.31	17,361.11	99,877,523.29	100,007,000.00
FEDERAL HOME LOAN BANK DTD 06/01/2012 2.125% 06/10/2022	313379Q69	AA+	Aaa	07/15/19	07/16/19	25,156,500.00	1.90	252,343.75	25,109,107.08	25,942,950.00
FFCB NOTES DTD 12/16/2019 1.630% 06/15/2022	3133ELDK7	AA+	Aaa	12/04/19	12/16/19	39,997,880.80	1.63	298,833.33	39,998,271.18	41,116,640.00
FANNIE MAE NOTES DTD 09/06/2019 1.375% 09/06/2022	3135GOW33	AA+	Aaa	09/05/19	09/06/19	74,739,000.00	1.49	243,489.58	74,803,059.31	76,892,550.00
FEDERAL HOME LOAN BANKS NOTES DTD 08/13/2012 2.000% 09/09/2022	313380GJ0	AA+	Aaa	08/28/19	08/29/19	10,150,500.00	1.49	45,555.56	10,112,841.01	10,394,780.00
FEDERAL HOME LOAN BANK NOTES (CALLABLE) DTD 10/26/2018 3.210% 10/26/2022	3130AFAJ6	AA+	Aaa	10/17/18	10/26/18	25,000,000.00	3.21	78,020.83	25,000,000.00	25,291,175.00
FEDERAL FARM CREDIT BANK NOTES(CALLABLE) DTD 01/24/2020 1.640% 01/24/2023	3133ELJN5	AA+	Aaa	01/23/20	01/24/20	9,995,000.00	1.66	57,855.56	9,995,588.50	10,205,110.00



Managed Account Detail of Securities Held

For the Month Ending **May 31, 2020**

SAN BERNARDINO COUNTY - 76990800

Security Type/Description	Dated Date/Coupon/Maturity	CUSIP	S&P Rating	Moody's Rating	Trade Date	Settle Date	Original Cost	YTM at Cost	Accrued Interest	Amortized Cost	Market Value
Federal Agency Bond / Note											
FEDERAL FARM CREDIT BANK NOTES(CALLABLE)	DTD 01/24/2020 1.640% 01/24/2023	3133ELJN5	AA+	Aaa	01/23/20	01/24/20	19,990,000.00	1.66	115,711.11	19,991,177.01	20,410,220.00
FEDERAL FARM CREDIT BANK NOTES(CALLABLE)	DTD 01/24/2020 1.640% 01/24/2023	3133ELJN5	AA+	Aaa	01/23/20	01/24/20	19,990,000.00	1.66	115,711.11	19,991,177.01	20,410,220.00
FEDERAL HOME LOAN BANKS NOTES	DTD 02/21/2020 1.375% 02/17/2023	3130AJ7E3	AA+	Aaa	02/20/20	02/21/20	49,908,000.00	1.44	190,972.22	49,916,509.16	51,472,150.00
FEDERAL HOME LOAN BANKS NOTES	DTD 03/01/2018 2.750% 03/10/2023	3130ADRG9	AA+	Aaa	01/07/19	01/09/19	10,042,680.00	2.64	61,875.00	10,028,397.21	10,678,250.00
FREDDIE MAC NOTES	DTD 04/20/2020 0.375% 04/20/2023	3137EAE08	AA+	Aaa	04/17/20	04/20/20	49,875,000.00	0.46	21,354.17	49,879,794.52	50,101,900.00
FREDDIE MAC NOTES (CALLABLE)	DTD 05/04/2020 0.450% 05/04/2023	3134GVRD2	AA+	Aaa	05/01/20	05/04/20	50,000,000.00	0.45	16,875.00	50,000,000.00	50,030,200.00
FREDDIE MAC NOTES	DTD 05/07/2020 0.375% 05/05/2023	3137EAER6	AA+	Aaa	05/05/20	05/07/20	99,958,000.00	0.39	25,000.00	99,958,960.66	100,206,800.00
FANNIE MAE NOTES	DTD 05/22/2020 0.250% 05/22/2023	3135G04Q3	AA+	Aaa	05/20/20	05/22/20	99,699,000.00	0.35	6,250.00	99,701,748.86	99,840,200.00
FEDERAL FARM CREDIT BANKS NOTES	DTD 08/14/2019 1.600% 08/14/2023	3133EKZK5	AA+	Aaa	08/28/19	08/29/19	10,047,100.00	1.48	47,555.56	10,038,077.39	10,412,740.00
FANNIE MAE NOTES	DTD 02/08/2019 2.500% 02/05/2024	3135G0V34	AA+	Aaa	02/07/19	02/08/19	99,628,000.00	2.58	805,555.56	99,725,744.38	107,758,000.00
FHLB BONDS	DTD 02/15/2019 2.500% 02/13/2024	3130AFW94	AA+	Aaa	02/14/19	02/15/19	49,823,000.00	2.58	375,000.00	49,868,802.63	53,902,250.00
FFCB (CALLABLE) NOTES	DTD 03/12/2020 1.050% 03/12/2024	3133ELSL9	AA+	Aaa	03/06/20	03/12/20	30,995,000.00	1.05	71,417.65	30,995,000.00	31,105,187.23
FFCB (CALLABLE) NOTES	DTD 03/12/2020 1.050% 03/12/2024	3133ELSL9	AA+	Aaa	03/06/20	03/12/20	50,000,000.00	1.05	115,208.33	50,000,000.00	50,177,750.00



Managed Account Detail of Securities Held

For the Month Ending **May 31, 2020**

SAN BERNARDINO COUNTY - 76990800

Security Type/Description	Dated Date/Coupon/Maturity	CUSIP	S&P Rating	Moody's Rating	Trade Date	Settle Date	Original Cost	YTM at Cost	Accrued Interest	Amortized Cost	Market Value
Federal Agency Bond / Note											
FEDERAL FARM CREDIT BANK NOTES(CALLABLE)	04/22/2020 0.800%	3133ELXC3	AA+	Aaa	04/16/20	04/22/20	10,000,000.00	0.80	8,666.67	10,000,000.00	10,032,670.00
FEDERAL FARM CREDIT BANK NOTES(CALLABLE)	04/22/2020 0.800%	3133ELXC3	AA+	Aaa	04/16/20	04/22/20	10,000,000.00	0.80	8,666.67	10,000,000.00	10,032,670.00
FEDERAL FARM CREDIT BANK NOTES(CALLABLE)	04/22/2020 0.800%	3133ELXC3	AA+	Aaa	04/16/20	04/22/20	10,000,000.00	0.80	8,666.67	10,000,000.00	10,032,670.00
FHLMC (CALLABLE) NOTES	04/29/2020 0.570%	3134GVPP7	AA+	Aaa	04/27/20	04/29/20	25,000,000.00	0.57	12,666.67	25,000,000.00	25,043,325.00
FHLMC (CALLABLE) NOTES	05/20/2020 0.560%	3134GVTN8	AA+	Aaa	05/12/20	05/20/20	24,990,000.00	0.57	4,277.78	24,990,082.14	25,019,425.00
FHLMC (CALLABLE) NOTES	05/20/2020 0.510%	3134GVUY2	AA+	Aaa	05/12/20	05/20/20	25,000,000.00	0.51	3,895.83	25,000,000.00	25,003,525.00
FHLMC (CALLABLE) NOTES	05/20/2020 0.590%	3134GVXD5	AA+	Aaa	05/18/20	05/20/20	25,000,000.00	0.59	4,506.94	25,000,000.00	25,010,700.00
FHLMC (CALLABLE) NOTES	05/20/2020 0.500%	3134GVXC7	AA+	Aaa	05/18/20	05/20/20	25,000,000.00	0.50	3,819.44	25,000,000.00	24,951,450.00
FANNIE MAE NOTES	07/08/2019 1.750%	3135G0V75	AA+	Aaa	07/08/19	07/09/19	24,781,000.00	1.94	181,076.39	24,820,468.13	26,345,150.00
FEDERAL HOME LOAN BANK NOTES	08/15/2014 2.875%	3130A2UW4	AA+	Aaa	09/23/19	09/24/19	26,450,750.00	1.65	155,729.17	26,250,233.34	27,590,875.00
FEDERAL HOME LOAN BANK NOTES	08/15/2014 2.875%	3130A2UW4	AA+	Aaa	09/25/19	09/26/19	26,433,325.00	1.67	155,729.17	26,236,578.62	27,590,875.00
FANNIE MAE NOTES	10/18/2019 1.625%	3135G0W66	AA+	Aaa	10/17/19	10/18/19	24,957,250.00	1.66	51,909.72	24,962,570.31	26,269,850.00
FEDERAL HOME LOAN BANK NOTES	11/06/2014 2.750%	3130A3GE8	AA+	Aaa	12/04/19	12/05/19	10,515,630.00	1.68	128,333.33	10,465,331.49	11,021,260.00



Managed Account Detail of Securities Held

For the Month Ending **May 31, 2020**

SAN BERNARDINO COUNTY - 76990800

Security Type/Description	Dated Date/Coupon/Maturity	CUSIP	S&P Rating	Moody's Rating	Trade Date	Settle Date	Original Cost	YTM at Cost	Accrued Interest	Amortized Cost	Market Value
Federal Agency Bond / Note											
FEDERAL HOME LOAN BANK NOTES	DTD 11/06/2014 2.750% 12/13/2024	3130A3GE8	AA+	Aaa	12/03/19	12/05/19	26,384,500.00	1.60	320,833.33	26,249,445.23	27,553,150.00
FEDERAL HOME LOAN BANK NOTES	DTD 11/06/2014 2.750% 12/13/2024	3130A3GE8	AA+	Aaa	12/04/19	12/05/19	26,287,500.00	1.68	320,833.33	26,161,907.36	27,553,150.00
FANNIE MAE NOTES	DTD 01/10/2020 1.625% 01/07/2025	3135G0X24	AA+	Aaa	01/08/20	01/10/20	74,760,750.00	1.69	477,343.75	74,779,506.99	78,865,575.00
FREDDIE MAC NOTES	DTD 02/14/2020 1.500% 02/12/2025	3137EAE0	AA+	Aaa	02/13/20	02/14/20	49,961,500.00	1.52	222,916.67	49,963,778.36	52,317,250.00
FEDERAL HOME LOAN BANKS NOTES	DTD 02/17/2015 2.375% 03/14/2025	3130A4CH3	AA+	Aaa	12/05/19	12/06/19	26,658,094.40	1.74	131,263.61	26,582,447.23	28,127,873.60
FANNIE MAE NOTES	DTD 04/24/2020 0.625% 04/22/2025	3135G03U5	AA+	Aaa	04/22/20	04/24/20	49,897,000.00	0.67	32,118.06	49,899,145.83	50,276,350.00
FHLMC (CALLABLE) NOTES	DTD 05/06/2020 0.700% 05/06/2025	3134GVPR3	AA+	Aaa	04/27/20	05/06/20	25,000,000.00	0.70	12,152.78	25,000,000.00	25,056,375.00

Security Type Sub-Total **2,324,335,000.00** **2,328,424,643.20** **1.67** **9,488,606.63** **2,328,629,802.11** **2,385,921,130.83**

Corporate Note											
WAL-MART STORES INC CORP NOTES	DTD 06/27/2018 2.850% 06/23/2020	93114ZEG4	AA	Aa2	06/20/18	06/27/18	9,996,900.00	2.87	125,083.33	9,999,682.09	10,016,880.00
JOHNSON & JOHNSON CORP NOTE	DTD 11/10/2017 1.950% 11/10/2020	478160CH5	AAA	Aaa	11/08/17	11/10/17	2,996,790.00	1.99	3,412.50	2,999,525.53	3,014,874.00
VISA INC (CALLABLE) CORP NOTES	DTD 12/14/2015 2.200% 12/14/2020	92826CAB8	AA-	Aa3	03/12/20	03/16/20	4,560,374.00	1.89	46,435.28	4,557,152.62	4,588,338.30
EXXON MOBIL CORPORATE (CALLABLE) NOTES	DTD 03/03/2016 2.222% 03/01/2021	30231GAV4	AA	Aa1	11/26/18	11/28/18	4,887,350.00	3.26	27,775.00	4,961,597.24	5,060,910.00
EXXON MOBIL CORPORATE (CALLABLE) NOTES	DTD 03/03/2016 2.222% 03/01/2021	30231GAV4	AA	Aa1	03/09/20	03/11/20	9,255,153.60	2.05	51,328.20	9,251,299.21	9,352,561.68



Managed Account Detail of Securities Held

For the Month Ending **May 31, 2020**

SAN BERNARDINO COUNTY - 76990800

Security Type/Description	Dated Date/Coupon/Maturity	CUSIP	Par	S&P Rating	Moody's Rating	Trade Date	Settle Date	Original Cost	YTM at Cost	Accrued Interest	Amortized Cost	Market Value
Corporate Note												
JOHN DEERE CAPITAL CORP CORP NOTES DTD 06/07/2019 2.300% 06/07/2021	24422EUV9	10,000,000.00	A	A2	06/04/19	06/07/19	9,993,200.00	2.34	111,166.67	9,996,548.84	10,149,950.00	
WAL-MART STORES INC CORP NOTES DTD 06/27/2018 3.125% 06/23/2021	931142EJ8	7,000,000.00	AA	Aa2	06/20/18	06/27/18	6,999,650.00	3.13	96,006.94	6,999,875.96	7,199,647.00	
WAL-MART STORES INC CORP NOTES DTD 06/27/2018 3.125% 06/23/2021	931142EJ8	10,000,000.00	AA	Aa2	06/21/18	06/27/18	10,011,800.00	3.08	137,152.78	10,004,181.87	10,285,210.00	
MICROSOFT CORP (CALLABLE) NOTES DTD 08/08/2016 1.550% 08/08/2021	594918BP8	9,800,000.00	AAA	Aaa	05/14/19	05/16/19	9,607,724.00	2.46	47,679.72	9,697,846.00	9,935,102.80	
3M COMPANY DTD 09/14/2018 3.000% 09/14/2021	88579YBA8	2,000,000.00	A+	A1	09/11/18	09/14/18	1,995,900.00	3.07	12,833.33	1,998,241.79	2,054,814.00	
3M COMPANY CORP (CALLABLE) NOTES DTD 09/19/2016 1.625% 09/19/2021	88579YAU5	10,000,000.00	A+	A1	11/05/18	11/07/18	9,571,200.00	3.20	32,500.00	9,805,463.23	10,163,120.00	
TOYOTA MOTOR CREDIT CORP CORP NOTES DTD 10/07/2019 1.800% 10/07/2021	89236TGJ8	15,000,000.00	A+	A1	10/02/19	10/07/19	14,998,200.00	1.81	40,500.00	14,998,786.05	15,177,360.00	
TOYOTA MOTOR CREDIT CORP CORP NOTES DTD 03/18/2019 2.850% 02/18/2022	89236TFU4	10,000,000.00	A+	A1	03/13/19	03/18/19	10,000,000.00	2.85	57,791.67	10,000,000.00	10,053,410.00	
3M COMPANY BONDS DTD 02/22/2019 2.750% 03/01/2022	88579YBF7	5,000,000.00	A+	A1	02/12/19	02/22/19	4,997,650.00	2.77	34,375.00	4,998,640.71	5,165,235.00	
JOHN DEERE CAPITAL CORP DTD 03/07/2019 2.950% 04/01/2022	24422EUT4	5,000,000.00	A	A2	03/04/19	03/07/19	4,997,600.00	2.97	24,583.33	4,998,567.71	5,212,730.00	
TOYOTA MOTOR CREDIT CORP DTD 04/12/2019 2.650% 04/12/2022	89236TFX8	10,000,000.00	A+	A1	04/09/19	04/12/19	9,993,700.00	2.67	36,069.44	9,996,091.24	10,337,350.00	
US BANK NA CINCINNATI FLOATING CORP NOT DTD 05/23/2019 0.799% 05/23/2022	90331HPD9	10,000,000.00	AA-	A1	05/13/20	05/15/20	9,933,800.00	2.46	1,332.50	9,935,324.93	9,964,380.00	
US BANK NA CINCINNATI FLOATING CORP NOT DTD 05/23/2019 0.799% 05/23/2022	90331HPD9	10,000,000.00	AA-	A1	05/14/20	05/18/20	9,932,700.00	2.47	1,332.50	9,933,981.90	9,964,380.00	



Managed Account Detail of Securities Held

For the Month Ending **May 31, 2020**

SAN BERNARDINO COUNTY - 76990800

Security Type/Description	Dated Date/Coupon/Maturity	CUSIP	S&P Rating	Moody's Rating	Trade Date	Settle Date	Original Cost	YTM at Cost	Accrued Interest	Amortized Cost	Market Value
Corporate Note											
JOHN DEERE CAPITAL CORP CORP NOTES DTD 09/12/2019 1.950% 06/13/2022		24422EVA4	A	A2	09/10/19	09/12/19	4,993,550.00	2.00	45,500.00	4,995,237.91	5,138,315.00
EXXON MOBIL CORPORATION DTD 08/16/2019 1.902% 08/16/2022		30231GBB7	AA	Aa1	08/13/19	08/16/19	3,000,000.00	1.90	16,642.50	3,000,000.00	3,090,489.00
US BANK NA CINCINNATI DTD 12/09/2019 1.950% 01/09/2023		90331HPF4	AA-	A1	12/05/19	12/09/19	11,989,920.00	1.98	111,800.00	11,991,485.22	12,376,656.00
BANK OF NY MELLON CORP DTD 01/28/2020 1.850% 01/27/2023		06406RAM9	A	A1	04/23/20	04/27/20	5,072,350.00	1.31	31,604.17	5,069,830.35	5,155,910.00

Security Type Sub-Total **170,590,000.00** **169,785,511.60** **2.48** **1,092,904.86** **170,189,360.40** **173,457,622.78**

Commercial Paper

TOYOTA MOTOR CREDIT CORP COMM PAPER -- 0.000% 06/03/2020		89233GF35	A-1+	P-1	12/04/19	12/05/19	24,769,979.17	1.85	0.00	24,997,458.33	24,998,225.00
EXXON MOBIL CORP COMM PAPER -- 0.000% 06/17/2020		30229AFH7	A-1+	P-1	03/10/20	03/11/20	39,896,555.56	0.95	0.00	39,983,111.11	39,995,480.00
NATIXIS NY BRANCH COMM PAPER DTD 10/08/2019 0.000% 07/02/2020		63873JG20	A-1	P-1	02/03/20	02/03/20	49,645,833.33	1.71	0.00	49,926,805.55	49,993,050.00
NATIXIS NY BRANCH COMM PAPER DTD 12/11/2019 0.000% 07/08/2020		63873JG87	A-1	P-1	02/03/20	02/03/20	49,631,666.67	1.71	0.00	49,912,638.89	49,991,250.00
TOYOTA MOTOR CREDIT CORP COMM PAPER -- 0.000% 08/03/2020		89233GH33	A-1+	P-1	11/12/19	11/13/19	24,653,500.00	1.92	0.00	24,917,312.50	24,966,050.00
CREDIT AGRICOLE CIB NY COMM PAPER -- 0.000% 08/03/2020		22533TH33	A-1	P-1	12/02/19	12/02/19	49,380,694.44	1.84	0.00	49,840,750.00	49,978,550.00
BNP PARIBAS NY BRANCH COMM PAPER DTD 05/13/2020 0.000% 08/26/2020		09659BHS2	A-1	P-1	05/12/20	05/13/20	39,973,166.67	0.23	0.00	39,978,022.22	39,979,120.00
JP MORGAN SECURITIES LLC COMM PAPER DTD 02/26/2020 0.000% 09/01/2020		46640PJ12	A-1	P-1	04/27/20	04/28/20	49,930,000.00	0.40	0.00	49,948,888.89	49,966,650.00



Managed Account Detail of Securities Held

For the Month Ending **May 31, 2020**

SAN BERNARDINO COUNTY - 76990800

Security Type/Description	Dated Date/Coupon/Maturity	CUSIP	S&P Rating	Moody's Rating	Trade Date	Settle Date	Original Cost	YTM at Cost	Accrued Interest	Amortized Cost	Market Value	
Commercial Paper												
COOPERATIVE RABOBANK U.A. COMM PAPER	05/08/2020 0.000% 10/02/2020	21687AK28	A-1	P-1	05/06/20	05/08/20	24,972,437.50	0.27	0.00	24,976,937.50	24,980,150.00	
COOPERATIVE RABOBANK U.A. COMM PAPER	05/08/2020 0.000% 10/08/2020	21687AK85	A-1	P-1	05/06/20	05/08/20	24,971,312.50	0.27	0.00	24,975,812.50	24,978,650.00	
COOPERATIVE RABOBANK U.A. COMM PAPER	05/08/2020 0.000% 10/14/2020	21687AKE2	A-1	P-1	05/06/20	05/08/20	24,970,187.50	0.27	0.00	24,974,687.50	24,977,100.00	
JP MORGAN SECURITIES LLC COMM PAPER	-- 0.000% 11/02/2020	46640PL27	A-1	P-1	04/16/20	04/17/20	49,792,708.33	0.75	0.00	49,839,583.33	49,929,800.00	
JP MORGAN SECURITIES LLC COMM PAPER	-- 0.000% 11/02/2020	46640PL27	A-1	P-1	04/27/20	04/28/20	49,869,444.44	0.50	0.00	49,893,055.55	49,929,800.00	
JP MORGAN SECURITIES LLC COMM PAPER	05/07/2020 0.000% 11/18/2020	46640PLJ0	A-1	P-1	05/06/20	05/07/20	24,952,604.17	0.35	0.00	24,958,680.56	24,959,175.00	
COOPERATIVE RABOBANK U.A. COMM PAPER	05/14/2020 0.000% 02/01/2021	21687AP15	A-1	P-1	05/13/20	05/14/20	49,879,458.33	0.33	0.00	49,887,708.33	49,879,250.00	
Security Type Sub-Total							577,289,548.61	0.92	0.00	579,011,452.76	579,502,300.00	
Certificate of Deposit												
SWEDBANK NY CERT DEPOS	12/12/2019 1.850% 06/05/2020	87019VZW0	A-1	P-1	12/11/19	12/12/19	50,000,000.00	1.85	441,944.44	50,000,000.00	50,016,122.25	
BANK OF NOVA SCOTIA HOUSTON CERT DEPOS	12/13/2019 1.860% 07/01/2020	06417MFV2	A-1	P-1	12/12/19	12/13/19	25,000,000.00	1.86	220,875.00	25,000,000.00	25,037,994.90	
NORDEA BANK ABP NEW YORK CERT DEPOS	12/13/2019 1.850% 07/01/2020	65558TRN7	A-1+	P-1	12/12/19	12/13/19	25,000,000.00	1.85	219,687.50	25,000,000.00	25,037,766.00	



Managed Account Detail of Securities Held

For the Month Ending **May 31, 2020**

SAN BERNARDINO COUNTY - 76990800

Security Type/Description	Dated Date/Coupon/Maturity	CUSIP	S&P Rating	Moody's Rating	Trade Date	Settle Date	Original Cost	YTM at Cost	Accrued Interest	Amortized Cost	Market Value
Certificate of Deposit											
COOPERATIVE RABOBANK U.A. CERT DEPOS	21684XBD7	21684XBD7	A-1	P-1	06/20/19	06/21/19	50,000,000.00	2.04	980,333.33	50,000,000.00	50,084,139.70
DTD 06/21/2019 2.040% 07/01/2020											
BANK OF NOVA SCOTIA HOUSTON CERT DEPOS	06417MFP5	06417MFP5	A-1	P-1	12/05/19	12/05/19	50,000,000.00	1.85	459,930.56	50,000,000.00	50,075,528.25
DTD 12/05/2019 1.850% 07/01/2020											
ROYAL BANK OF CANADA NY CERT DEPOS	78012URU1	78012URU1	A-1+	P-1	12/05/19	12/05/19	50,000,000.00	1.81	449,986.11	50,000,000.00	50,073,697.00
DTD 12/05/2019 1.810% 07/01/2020											
WELLS FARGO BANK NA CERT DEPOS	95001KCZ5	95001KCZ5	A-1	P-1	08/19/19	08/20/19	25,000,000.00	1.81	359,486.11	25,000,000.00	25,071,770.23
DTD 08/20/2019 1.810% 08/03/2020											
BANK OF NOVA SCOTIA HOUSTON CERT DEPOS	06417MEY7	06417MEY7	A-1	P-1	11/18/19	11/19/19	50,000,000.00	1.85	501,041.67	50,000,000.00	50,147,301.40
DTD 11/19/2019 1.850% 08/03/2020											
SVENSKA HANDELSBANKEN NY CERT DEPOS	86959REY2	86959REY2	A-1+	P-1	01/23/20	01/23/20	50,000,000.00	1.72	310,555.56	50,000,000.00	50,135,473.55
DTD 01/23/2020 1.720% 08/03/2020											
BANK OF NOVA SCOTIA HOUSTON CERT DEPOS	06417MJP1	06417MJP1	A-1	P-1	04/16/20	04/20/20	50,000,000.00	0.80	46,666.67	50,000,000.00	50,058,282.50
DTD 04/20/2020 0.800% 08/12/2020											
BANK OF MONTREAL CHICAGO CERT DEPOS	06367BHE2	06367BHE2	A-1	P-1	03/02/20	03/02/20	50,000,000.00	1.08	136,500.00	50,000,000.00	50,100,081.75
DTD 03/02/2020 1.080% 09/01/2020											
SWEDBANK NY CERT DEPOS	87019VC54	87019VC54	A-1	P-1	03/02/20	03/02/20	50,000,000.00	1.12	141,555.56	50,000,000.00	50,105,350.95
DTD 03/02/2020 1.120% 09/01/2020											
SWEDBANK NY CERT DEPOS	87019VD61	87019VD61	A-1	P-1	04/23/20	04/24/20	50,000,000.00	0.55	29,027.78	50,000,000.00	50,032,529.60
DTD 04/24/2020 0.550% 09/08/2020											
TORONTO DOMINION BANK NY CERT DEPOS	89114NKP9	89114NKP9	A-1+	P-1	05/07/20	05/08/20	50,000,000.00	0.21	7,000.00	50,000,000.00	49,984,272.65
DTD 05/08/2020 0.210% 09/09/2020											
BANK OF AMERICA NA CERT DEPOS	06052TK90	06052TK90	A-1	P-1	04/17/20	04/20/20	50,000,000.00	0.90	52,500.00	50,000,000.00	50,100,528.55
DTD 04/20/2020 0.900% 10/01/2020											



Managed Account Detail of Securities Held

For the Month Ending **May 31, 2020**

SAN BERNARDINO COUNTY - 76990800

Security Type/Description	Dated Date/Coupon/Maturity	CUSIP	S&P Rating	Moody's Rating	Trade Date	Settle Date	Original Cost	YTM at Cost	Accrued Interest	Amortized Cost	Market Value
Certificate of Deposit											
ROYAL BANK OF CANADA NY CERT DEPOS	78012UVC6	78012UVC6	A-1+	P-1	04/15/20	04/16/20	50,000,000.00	0.98	62,611.11	50,000,000.00	50,119,875.55
DTD 04/16/2020 0.980% 10/07/2020											
TORONTO DOMINION BANK NY CERT DEPOS	89114NJZ9	89114NJZ9	A-1+	P-1	04/15/20	04/16/20	50,000,000.00	0.65	41,527.78	50,000,000.00	50,059,926.65
DTD 04/16/2020 0.650% 10/07/2020											
ROYAL BANK OF CANADA NY CERT DEPOS	78012UVH5	78012UVH5	A-1+	P-1	04/20/20	04/21/20	50,000,000.00	0.98	55,805.56	50,000,000.00	50,132,679.00
DTD 04/21/2020 0.980% 10/21/2020											
NORDEA BANK ABP NEW YORK CERT DEPOS	65558TXX8	65558TXX8	A-1+	P-1	05/05/20	05/06/20	50,000,000.00	0.30	10,833.33	50,000,000.00	49,995,576.00
DTD 05/06/2020 0.300% 11/04/2020											
NORDEA BANK ABP NEW YORK CERT DEPOS	65558TXW0	65558TXW0	A-1+	P-1	05/05/20	05/06/20	50,000,000.00	0.30	10,833.33	50,000,000.00	49,995,520.45
DTD 05/06/2020 0.300% 11/06/2020											
SWEDBANK NY CERT DEPOS	87019VE52	87019VE52	A-1	P-1	05/05/20	05/07/20	25,000,000.00	0.25	4,340.28	25,000,000.00	24,992,033.80
DTD 05/07/2020 0.250% 11/09/2020											
TORONTO DOMINION BANK NY CERT DEPOS	89114NKW4	89114NKW4	A-1+	P-1	05/12/20	05/13/20	50,000,000.00	0.31	8,180.56	50,000,000.00	49,974,915.60
DTD 05/13/2020 0.310% 12/16/2020											
US BANK NATL ASSOC CERT DEPOS	90333V3M0	90333V3M0	A-1+	P-1	05/05/20	05/06/20	25,000,000.00	0.28	5,055.56	25,000,000.00	24,981,700.45
DTD 05/06/2020 0.280% 01/04/2021											
TORONTO DOMINION BANK NY CERT DEPOS	89114NKZ7	89114NKZ7	A-1+	P-1	05/19/20	05/20/20	50,000,000.00	0.26	4,333.33	50,000,000.00	49,957,318.60
DTD 05/20/2020 0.260% 01/04/2021											
WELLS FARGO BANK NA CERT DEPOS	95001KFR0	95001KFR0	A-1	P-1	01/09/20	01/09/20	25,000,000.00	1.80	180,000.00	25,000,000.00	25,239,964.20
DTD 01/09/2020 1.800% 02/01/2021											
SVENSKA HANDELSBANKEN NY CERT DEPOS	86959RFR6	86959RFR6	A-1+	P-1	03/03/20	03/03/20	50,000,000.00	1.15	143,750.00	50,000,000.00	50,257,241.55
DTD 03/03/2020 1.150% 02/01/2021											
US BANK NATL ASSOC CERT DEPOS	90333V3L2	90333V3L2	A-1+	P-1	05/05/20	05/06/20	50,000,000.00	0.32	11,555.56	50,000,000.00	49,972,492.05
DTD 05/06/2020 0.320% 02/01/2021											
ROYAL BANK OF CANADA NY CERT DEPOS	78012UTC9	78012UTC9	A-1+	P-1	03/02/20	03/02/20	50,000,000.00	0.98	123,861.11	50,000,000.00	50,190,524.70
DTD 03/02/2020 0.980% 03/01/2021											



Managed Account Detail of Securities Held

For the Month Ending **May 31, 2020**

SAN BERNARDINO COUNTY - 76990800

Security Type/Description	Dated Date/Coupon/Maturity	CUSIP	S&P Rating	Moody's Rating	Trade Date	Settle Date	Original Cost	YTM at Cost	Accrued Interest	Amortized Cost	Market Value
Certificate of Deposit											
TORONTO DOMINION BANK NY CERT DEPOS	89114NH81		A-1+	P-1	03/02/20	03/02/20	50,000,000.00	1.00	126,388.89	50,000,000.00	50,198,154.35
DTD 03/02/2020 1.000% 03/01/2021											
ROYAL BANK OF CANADA NY CERT DEPOS	78012UWD3		A-1+	P-1	05/19/20	05/20/20	50,000,000.00	0.31	5,166.67	50,000,000.00	49,920,301.05
DTD 05/20/2020 0.310% 05/03/2021											
NORDEA BANK ABP NEW YORK CERT DEPOS	65558TYO2		A-1+	P-1	05/19/20	05/20/20	50,000,000.00	0.38	6,333.33	50,000,000.00	49,950,904.30
DTD 05/20/2020 0.380% 05/19/2021											
Security Type Sub-Total							1,400,000,000.00	0.99	5,157,666.69	1,400,000,000.00	1,401,999,967.58
Bank Note											
US BANK NA CINCINNATI CALLABLE BANK NOTE	90331HNU3		AA-	A1	07/20/18	07/24/18	9,995,200.00	3.07	107,597.22	9,999,651.98	10,012,460.00
DTD 07/24/2018 3.050% 07/24/2020											
US BANK NA CALLABLE BANK NOTE	90331HNG4		AA-	A1	10/19/17	10/24/17	39,992,000.00	2.06	86,555.56	39,998,947.95	40,184,080.00
DTD 10/24/2017 2.050% 10/23/2020											
WELLS FARGO BANK NA BANK NOTE	94988J5N3		A+	Aa2	08/12/19	08/13/19	10,073,800.00	2.07	98,222.22	10,032,296.35	10,130,140.00
DTD 01/23/2018 2.600% 01/15/2021											
US BANK NA CINCINNATI CALLABLE BANK NOTE	90331HNP4		AA-	A1	04/24/18	04/26/18	14,999,100.00	3.15	45,937.50	14,999,729.84	15,337,020.00
DTD 04/26/2018 3.150% 04/26/2021											
WELLS FARGO (CALLABLE, FLOATING) NOTE	94988J5O6		A+	Aa2	04/15/20	04/17/20	1,985,380.00	2.89	3,343.17	1,986,804.03	1,999,456.00
DTD 07/23/2018 1.543% 07/23/2021											
WELLS FARGO (CALLABLE, FLOATING) NOTE	94988J5O6		A+	Aa2	04/28/20	04/30/20	4,402,320.00	1.87	7,388.40	4,403,580.04	4,418,797.76
DTD 07/23/2018 1.543% 07/23/2021											
WELLS FARGO (CALLABLE, FLOATING) NOTE	94988J5O6		A+	Aa2	04/28/20	04/30/20	5,029,800.00	1.87	8,441.50	5,031,239.64	5,048,626.40
DTD 07/23/2018 1.543% 07/23/2021											
US BANK BANK NOTE (CALLABLE)	90331HNX7		AA-	A1	11/13/18	11/16/18	9,986,200.00	3.50	14,375.00	9,993,288.87	10,396,360.00
DTD 11/16/2018 3.450% 11/16/2021											



Managed Account Detail of Securities Held

For the Month Ending **May 31, 2020**

SAN BERNARDINO COUNTY - 76990800

Security Type/Description	Dated Date/Coupon/Maturity	CUSIP	S&P Rating	Moody's Rating	Trade Date	Settle Date	Original Cost	YTM at Cost	Accrued Interest	Amortized Cost	Market Value
US BANK NA CINCINNATI BKNT (CALLABLE)	90331HPJ6	90331HPJ6	AA-	A1	01/17/20	01/21/20	7,997,200.00	1.82	52,000.00	7,997,705.61	8,150,504.00
DTD 01/21/2020 1.800% 01/21/2022											
US BANK NA CINCINNATI (CALLABLE) CORP	90331HPC1	90331HPC1	AA-	A1	05/21/19	05/23/19	6,992,580.00	2.69	4,122.22	6,995,118.78	7,271,936.00
NT											
DTD 05/23/2019 2.650% 05/23/2022											
WELLS FARGO BANK NA CALLABLE BANK	9498816A0	9498816A0	A+	Aa2	09/04/19	09/11/19	20,000,000.00	2.08	94,846.67	20,000,000.00	20,277,060.00
NOTE											
DTD 09/11/2019 2.082% 09/09/2022											

Security Type Sub-Total **131,470,000.00** **131,453,580.00** **2.40** **522,829.46** **131,438,363.09** **133,226,440.16**

Asset-Backed Security

HAROT 2019-1 A2	43814WAB1	3,069,345.55	AAA	NR	02/19/19	02/27/19	3,069,147.88	2.75	3,048.03	3,069,245.03	3,088,056.89
DTD 02/27/2019 2.750% 09/20/2021											
TAOT 2019-A A2A	89239AAB9	1,586,919.68	AAA	Aaa	02/05/19	02/13/19	1,586,775.59	2.83	1,995.99	1,586,845.64	1,594,542.92
DTD 02/13/2019 2.830% 10/15/2021											
JDOT 2019-A A2	47789JAB2	2,228,496.70	NR	Aaa	03/05/19	03/13/19	2,228,395.08	2.85	2,822.76	2,228,440.04	2,235,444.48
DTD 03/13/2019 2.850% 12/15/2021											
MBALT 2019-B A2	58769OAB7	2,757,840.78	AAA	NR	11/13/19	11/20/19	2,757,695.72	2.01	2,463.67	2,757,732.94	2,768,876.83
DTD 11/20/2019 2.010% 12/15/2021											
HAROT 2019-2 A2	43815MAB2	7,886,154.36	NR	Aaa	05/21/19	05/29/19	7,886,141.75	2.57	5,629.84	7,886,146.72	7,949,148.96
DTD 05/29/2019 2.570% 12/21/2021											
TAOT 2019-B A2A	89239JAB0	7,247,838.88	AAA	Aaa	04/30/19	05/08/19	7,247,760.60	2.59	8,343.07	7,247,790.71	7,294,678.76
DTD 05/08/2019 2.590% 02/15/2022											
MBALT 2020-A A2	58770FAB8	3,000,000.00	AAA	Aaa	01/21/20	01/29/20	2,999,876.70	1.82	16,076.67	2,999,896.40	3,013,292.70
DTD 01/29/2020 1.820% 03/15/2022											
TAOT 2019-C A2A	89238UAB6	3,601,192.75	AAA	Aaa	08/06/19	08/14/19	3,601,025.30	2.00	3,201.06	3,601,075.45	3,624,171.24
DTD 08/14/2019 2.000% 04/15/2022											
HAROT 2019-3 A2	43815NAB0	4,276,274.62	AAA	Aaa	08/21/19	08/27/19	4,275,975.28	1.90	3,611.08	4,276,062.09	4,298,888.42
DTD 08/27/2019 1.900% 04/15/2022											



Managed Account Detail of Securities Held

For the Month Ending **May 31, 2020**

SAN BERNARDINO COUNTY - 76990800

Security Type/Description	Dated Date/Coupon/Maturity	CUSIP	S&P Rating	Moody's Rating	Trade Date	Settle Date	Original Cost	YTM at Cost	Accrued Interest	Amortized Cost	Market Value
Asset-Backed Security											
JOHN DEERE OWNER TRUST DTD 07/24/2019 2.280% 05/16/2022		477870AB5	NR	Aaa	07/16/19	07/24/19	3,612,661.03	2.28	3,432.04	3,612,665.21	3,624,909.07
MBART 2019-1 A2A DTD 09/25/2019 2.040% 06/15/2022		58769TAB1	AAA	Aaa	09/18/19	09/25/19	5,793,300.01	2.04	5,253.09	5,793,439.32	5,826,072.36
HAROT 2019-4 A2 DTD 11/26/2019 1.860% 06/20/2022		43813VAB4	AAA	NR	11/19/19	11/26/19	7,999,505.60	1.86	5,373.33	7,999,604.80	8,068,057.60
HART 2019-B A2 DTD 11/06/2019 1.930% 07/15/2022		44891JAB4	AAA	NR	10/29/19	11/06/19	2,499,001.97	1.93	2,143.72	2,499,034.74	2,515,954.50
TAOT 2019-D A2 DTD 11/13/2019 1.920% 07/15/2022		89233MAB9	AAA	Aaa	11/06/19	11/13/19	6,999,482.70	1.92	5,973.33	6,999,589.34	7,046,389.00
MBALT 2019-B A3 DTD 11/20/2019 2.000% 10/17/2022		58769OAC5	AAA	NR	11/13/19	11/20/19	2,499,602.50	2.01	2,222.22	2,499,675.11	2,529,824.25
HAROT 2020-1 A2 DTD 02/26/2020 1.630% 10/21/2022		43813RAB3	NR	Aaa	02/19/20	02/26/20	8,499,138.95	1.63	3,848.61	8,499,224.34	8,582,367.55
TAOT 2020-A A2 DTD 02/12/2020 1.670% 11/15/2022		89232HAB1	AAA	Aaa	02/04/20	02/12/20	11,999,852.40	1.67	8,906.67	11,999,868.52	12,114,074.40
MBALT 2020-A A3 DTD 01/29/2020 1.840% 12/15/2022		58770FAC6	AAA	Aaa	01/21/20	01/29/20	4,999,341.00	1.84	4,088.89	4,999,418.75	5,056,857.00
JOHN DEERE OWNER TRUST OTHER ABS DTD 03/11/2020 1.010% 01/15/2023		47789KAB9	NR	Aaa	03/04/20	03/11/20	4,499,681.85	1.01	5,807.50	4,499,706.93	4,475,199.60
HAROT 2019-1 A3 DTD 02/27/2019 2.830% 03/20/2023		43814WAC9	AAA	NR	02/19/19	02/27/19	3,999,892.80	2.83	4,087.78	3,999,926.07	4,114,614.00
HAROT 2019-2 A3 DTD 05/29/2019 2.520% 06/21/2023		43815MAC0	NR	Aaa	05/21/19	05/29/19	8,499,682.95	2.52	5,950.00	8,499,761.79	8,733,636.10
JDOT 2019-A A3 DTD 03/13/2019 2.910% 07/15/2023		47789JAD8	NR	Aaa	03/05/19	03/13/19	4,499,446.95	2.91	5,820.00	4,499,602.57	4,570,146.45
TAOT 2019-A A3 DTD 02/13/2019 2.910% 07/15/2023		89239AAD5	AAA	Aaa	02/05/19	02/13/19	7,998,542.40	2.91	10,346.67	7,998,970.73	8,217,365.60



Managed Account Detail of Securities Held

For the Month Ending **May 31, 2020**

SAN BERNARDINO COUNTY - 76990800

Security Type/Description	Dated Date/Coupon/Maturity	CUSIP	S&P Rating	Moody's Rating	Trade Date	Settle Date	Original Cost	YTM at Cost	Accrued Interest	Amortized Cost	Market Value
Asset-Backed Security											
HAROT 2019-3 A3	DTD 08/27/2019 1.780% 08/15/2023	43815NAC8	AAA	Aaa	08/21/19	08/27/19	4,749,960.58	1.78	3,757.78	4,749,968.17	4,829,915.90
TAOT 2019-B A3	DTD 05/08/2019 2.570% 08/15/2023	89239JAD6	AAA	Aaa	04/30/19	05/08/19	4,999,202.50	2.57	5,711.11	4,999,401.88	5,119,947.50
TAOT 2019-C A3	DTD 08/14/2019 1.910% 09/15/2023	89238UAD2	AAA	Aaa	08/06/19	08/14/19	4,999,959.00	1.91	4,244.44	4,999,967.02	5,086,313.50
BAACT 2018-A2 A2	DTD 05/17/2018 3.000% 09/15/2023	05522RCZ9	AAA	Aaa	09/30/19	10/02/19	10,170,312.50	2.55	13,333.33	10,141,651.88	10,225,194.00
JDOT 2019-B A3	DTD 07/24/2019 2.210% 12/15/2023	477870AC3	NR	Aaa	07/16/19	07/24/19	2,499,469.25	2.22	2,455.56	2,499,572.75	2,521,701.25
TAOT 2019-D A3	DTD 11/13/2019 1.920% 01/16/2024	89233MAD5	AAA	Aaa	11/06/19	11/13/19	4,499,675.10	1.92	3,840.00	4,499,717.92	4,586,710.95
HAROT 2019-4 A3	DTD 11/26/2019 1.830% 01/18/2024	43813VAC2	AAA	NR	11/19/19	11/26/19	8,998,396.20	1.83	5,947.50	8,998,595.35	9,176,877.00
HART 2019-B A3	DTD 11/06/2019 1.940% 02/15/2024	44891JAC2	AAA	NR	10/29/19	11/06/19	3,749,827.13	1.94	3,233.33	3,749,850.15	3,819,150.75
MBART 2019-1 A3	DTD 09/25/2019 1.930% 03/15/2024	58769TAD7	AAA	Aaa	09/18/19	09/25/19	6,999,036.10	1.93	6,004.44	6,999,183.67	7,112,897.40
HAROT 2020-1 A3	DTD 02/26/2020 1.610% 04/22/2024	43813RAC1	NR	Aaa	02/19/20	02/26/20	9,998,040.00	1.61	4,472.22	9,998,164.03	10,225,404.00
TAOT 2020-A A3	DTD 02/12/2020 1.660% 05/15/2024	89232HAC9	AAA	Aaa	02/04/20	02/12/20	14,998,917.00	1.66	11,066.67	14,998,993.66	15,254,656.50
JOHN DEERE OWNER TRUST	DTD 03/11/2020 1.100% 08/15/2024	47789KAC7	NR	Aaa	03/04/20	03/11/20	4,999,694.50	1.10	2,444.44	4,999,709.98	4,938,139.00
CHAIT 2012-A7 A7	DTD 10/09/2012 2.160% 09/15/2024	161571FO2	AAA	NR	09/17/19	09/18/19	10,060,156.25	2.03	9,600.00	10,051,680.29	10,352,635.00
CHAIT 2020-A1 A1	DTD 02/18/2020 1.530% 01/15/2025	161571HP2	AAA	NR	02/10/20	02/18/20	7,998,167.20	1.53	5,440.00	7,998,273.51	8,174,432.80



Managed Account Detail of Securities Held

For the Month Ending **May 31, 2020**

SAN BERNARDINO COUNTY - 76990800

Security Type/Description	Dated Date/Coupon/Maturity	CUSIP	Par	S&P Rating	Moody's Rating	Trade Date	Settle Date	Original Cost	YTM at Cost	Accrued Interest	Amortized Cost	Market Value
Security Type Sub-Total			219,559,748.64					219,772,740.32	2.04	201,996.84	219,738,453.50	222,766,544.23
Managed Account Sub-Total			8,512,954,748.64				8,497,424,036.33	8,497,424,036.33	1.49	28,240,426.80	8,511,460,234.35	8,659,284,614.73
Securities Sub-Total			\$8,512,954,748.64				\$8,497,424,036.33	\$8,497,424,036.33	1.49%	\$28,240,426.80	\$8,511,460,234.35	\$8,659,284,614.73
Accrued Interest												\$28,240,426.80
Total Investments												\$8,687,525,041.53



Managed Account Fair Market Value & Analytics

For the Month Ending **May 31, 2020**

SAN BERNARDINO COUNTY - 76990800

Security Type/Description	Dated Date/Coupon/Maturity	CUSIP	Par	Broker	Next Call Date	Market Price	Market Value	Unreal G/L On Cost	Unreal G/L Amort Cost	Effective Duration	YTM at Mkt
U.S. Treasury Bond / Note											
US TREASURY NOTES	DTD 07/01/2013 1.875% 06/30/2020	912828VJ6	50,000,000.00	JEFFERIE		100.13	50,062,500.00	550,781.25	79,684.66	0.09	0.36
US TREASURY NOTES	DTD 07/01/2013 1.875% 06/30/2020	912828VJ6	50,000,000.00	JPM		100.13	50,062,500.00	763,671.87	88,045.21	0.09	0.36
US TREASURY NOTES	DTD 06/30/2015 1.625% 06/30/2020	912828XH8	50,000,000.00	WELLSFAR		100.09	50,046,875.00	218,750.00	60,568.34	0.09	0.48
US TREASURY NOTES	DTD 06/30/2015 1.625% 06/30/2020	912828XH8	100,000,000.00	MUFG		100.09	100,093,750.00	460,937.50	125,441.78	0.09	0.48
US TREASURY NOTES	DTD 07/31/2013 2.000% 07/31/2020	912828VP2	50,000,000.00	BK AMER		100.30	50,148,440.00	744,143.12	191,659.09	0.17	0.23
US TREASURY NOTES	DTD 08/16/2010 2.625% 08/15/2020	912828NT3	25,000,000.00	BNP DIR		100.48	25,121,095.00	(600,584.69)	80,490.37	0.21	0.30
UNITED STATES TREASURY NOTES	DTD 08/31/2018 2.625% 08/31/2020	9128284Y3	50,000,000.00	BK AMER		100.59	50,296,875.00	328,125.00	301,461.69	0.26	0.25
US TREASURY NOTES	DTD 09/30/2015 1.375% 09/30/2020	912828L65	50,000,000.00	BNP DIR		100.39	50,195,310.00	1,306,638.12	402,188.00	0.34	0.20
US TREASURY NOTES	DTD 10/31/2013 1.750% 10/31/2020	912828WC0	50,000,000.00	BARCLAYS		100.64	50,320,310.00	324,216.25	320,849.28	0.42	0.21
US TREASURY NOTES	DTD 11/30/2015 1.625% 11/30/2020	912828M98	25,000,000.00	BARCLAYS		100.72	25,179,687.50	423,828.12	210,544.16	0.50	0.19
US TREASURY N/B NOTES	DTD 02/15/2018 2.250% 02/15/2021	9128283X6	50,000,000.00	INTC		101.45	50,726,560.00	939,450.62	805,329.53	0.71	0.20
US TREASURY N/B NOTES	DTD 02/15/2018 2.250% 02/15/2021	9128283X6	75,000,000.00	FTN		101.45	76,089,840.00	1,166,011.87	1,118,349.41	0.71	0.20
US TREASURY NOTES	DTD 02/29/2016 1.125% 02/28/2021	912828P87	25,000,000.00	BARCLAYS		100.70	25,175,780.00	801,756.56	319,342.92	0.75	0.19
US TREASURY NOTES	DTD 05/31/2016 1.375% 05/31/2021	912828R77	25,000,000.00	RBC CAP		101.16	25,289,062.50	954,101.56	438,306.78	1.00	0.22
US TREASURY NOTES	DTD 05/31/2014 2.000% 05/31/2021	912828WN6	50,000,000.00	BARCLAYS		101.78	50,890,625.00	443,359.37	791,232.64	0.99	0.22
US TREASURY NOTES	DTD 07/31/2014 2.250% 07/31/2021	912828WY2	100,000,000.00	MORGANST		102.38	102,375,000.00	2,449,218.75	2,413,326.82	1.16	0.21
US TREASURY NOTES	DTD 09/30/2016 1.125% 09/30/2021	912828T34	25,000,000.00	MIZUHO		101.23	25,308,595.00	1,110,352.81	586,919.50	1.33	0.20



Managed Account Fair Market Value & Analytics

For the Month Ending **May 31, 2020**

SAN BERNARDINO COUNTY - 76990800

Security Type/Description	Dated Date/Coupon/Maturity	CUSIP	Par	Broker	Next Call Date	Market Price	Market Value	Unreal G/L On Cost	Unreal G/L Amort Cost	Effective Duration	YTM at Mkt
U.S. Treasury Bond / Note											
US TREASURY NOTES	DTD 12/01/2014 1.875% 11/30/2021	912828G53	25,000,000.00	BMO		102.55	25,636,720.00	902,345.00	717,216.88	1.48	0.17
US TREASURY NOTES	DTD 02/02/2015 1.500% 01/31/2022	912828H86	50,000,000.00	TD SEC U		102.19	51,093,750.00	2,314,453.12	1,504,472.76	1.65	0.19
US TREASURY N/B NOTES	DTD 02/28/2017 1.875% 02/28/2022	912828W55	25,000,000.00	CITIGRP		102.95	25,738,280.00	915,037.81	810,874.92	1.73	0.18
US TREASURY NOTES	DTD 07/31/2017 1.875% 07/31/2022	9128282P4	100,000,000.00	RBC		103.66	103,656,250.00	4,910,156.25	4,490,076.55	2.13	0.18
US TREASURY N/B NOTES	DTD 11/02/2015 1.875% 10/31/2022	912828M49	25,000,000.00	BMO_DIR		104.09	26,023,437.50	1,284,179.69	1,151,485.72	2.38	0.18
US TREASURY N/B NOTES	DTD 05/31/2016 1.625% 05/31/2023	912828R69	50,000,000.00	DEUTSCHE		104.27	52,132,810.00	3,474,606.87	3,102,377.88	2.92	0.20
US TREASURY NOTES	DTD 06/30/2016 1.375% 06/30/2023	912828S35	25,000,000.00	MIZUHO		103.59	25,898,437.50	1,197,265.62	1,151,742.78	3.02	0.20
US TREASURY NOTES	DTD 06/30/2016 1.375% 06/30/2023	912828S35	50,000,000.00	WELLSFAR		103.59	51,796,875.00	3,673,828.12	3,159,727.27	3.02	0.20
US TREASURY N/B NOTES	DTD 07/02/2018 2.625% 06/30/2023	9128284U1	50,000,000.00	SOC GEN		107.41	53,703,125.00	3,068,359.37	3,241,028.78	2.96	0.21
US TREASURY NOTES	DTD 06/30/2016 1.375% 06/30/2023	912828S35	100,000,000.00	SOC GEN		103.59	103,593,750.00	7,558,593.75	6,495,107.01	3.02	0.20
US TREASURY NOTES	DTD 08/01/2016 1.250% 07/31/2023	912828S92	100,000,000.00	BNP		103.30	103,296,880.00	7,031,255.00	6,016,428.00	3.11	0.21
US TREASURY NOTES	DTD 08/31/2016 1.375% 08/31/2023	9128282D1	100,000,000.00	MORGANST		103.77	103,765,620.00	7,203,120.00	6,288,438.69	3.19	0.21
US TREASURY NOTES	DTD 05/15/2014 2.500% 05/15/2024	912828WJ5	50,000,000.00	BNP		108.84	54,421,875.00	2,359,375.00	2,657,508.89	3.80	0.25
US TREASURY NOTES	DTD 05/15/2014 2.500% 05/15/2024	912828WJ5	50,000,000.00	WELLSFAR		108.84	54,421,875.00	2,810,546.87	2,969,466.87	3.80	0.25
US TREASURY N/B NOTES	DTD 06/30/2017 2.000% 06/30/2024	912828XX3	50,000,000.00	DAIWA		107.06	53,531,250.00	2,644,531.25	2,771,496.73	3.92	0.26
US TREASURY N/B NOTES	DTD 06/30/2017 2.000% 06/30/2024	912828XX3	50,000,000.00	MORGANST		107.06	53,531,250.00	2,513,671.87	2,640,943.83	3.92	0.26
US TREASURY N/B NOTES	DTD 06/30/2017 2.000% 06/30/2024	912828XX3	50,000,000.00	RBC		107.06	53,531,250.00	2,595,703.12	2,711,270.68	3.92	0.26



Managed Account Fair Market Value & Analytics

For the Month Ending **May 31, 2020**

SAN BERNARDINO COUNTY - 76990800

Security Type/Description	Dated Date/Coupon/Maturity	CUSIP	Par	Broker	Next Call Date	Market Price	Market Value	Unreal G/L On Cost	Unreal G/L Amort Cost	Effective Duration	YTM at Mkt
U.S. Treasury Bond / Note											
UNITED STATES TREASURY NOTES	912828628	50,000,000.00	MORGANST	106.06	53,031,250.00	2,857,421.87	2,875,411.30	3.94	0.26		
DTD 06/30/2019 1.750% 06/30/2024											
US TREASURY N/B	9128282N9	50,000,000.00	TOR DOM	107.72	53,859,375.00	2,384,765.62	2,581,380.20	4.00	0.26		
DTD 07/31/2017 2.125% 07/31/2024											
US TREASURY N/B	912828J27	50,000,000.00	MIZUHO	107.92	53,960,940.00	3,384,768.12	3,434,923.21	4.51	0.30		
DTD 02/17/2015 2.000% 02/15/2025											
US TREASURY NOTES	912828XB1	50,000,000.00	BMO	108.83	54,414,060.00	3,304,685.00	3,402,028.04	4.74	0.33		
DTD 05/15/2015 2.125% 05/15/2025											
Security Type Sub-Total		2,000,000,000.00			2,068,421,865.00	80,773,427.40	72,507,147.17	2.11	0.25		

Supra-National Discount Note

INTL BANK OF RECON AND DEV DISC NOTE	459052XP6	60,000,000.00	CASTLE	100.00	59,999,580.00	1,236,413.33	(420.00)	0.01	0.25
DTD 06/03/2019 0.000% 06/01/2020									

Security Type Sub-Total

60,000,000.00 **59,999,580.00** **1,236,413.33** **(420.00)** **0.01** **0.25**

Supra-National Agency Bond / Note

INTL BANK OF RECON AND DEV GLOBAL NOTES	459058GA5	25,000,000.00	JPMCHASE	100.33	25,082,075.00	87,325.00	82,527.59	0.27	0.37
DTD 08/29/2017 1.626% 09/04/2020									
INTERNATIONAL FINANCE CORPORATION	45950KCM0	25,000,000.00	BK AMER	101.25	25,313,450.00	386,950.00	329,410.77	0.65	0.33
DTD 01/25/2018 2.250% 01/25/2021									
INTER-AMERICAN DEVELOPMENT BANK	4581X0DB1	50,000,000.00	CITIGRP	102.04	51,020,300.00	1,130,300.00	1,052,617.52	0.88	0.32
DTD 04/19/2018 2.625% 04/19/2021									
INTL BANK OF RECONSTRUCTION AND DEV NOTE	459058GH0	50,000,000.00	MORGANST	102.79	51,397,100.00	1,514,100.00	1,441,696.89	1.13	0.31
DTD 07/25/2018 2.750% 07/23/2021									
INTL BANK OF RECON AND DEV GLOBAL NOTES	459058GF4	20,000,000.00	DEUTSCHE	102.78	20,555,200.00	600,200.00	572,448.46	1.51	0.31
DTD 12/13/2017 2.125% 12/13/2021									



Managed Account Fair Market Value & Analytics

For the Month Ending **May 31, 2020**

SAN BERNARDINO COUNTY - 76990800

Security Type/Description	Dated Date/Coupon/Maturity	CUSIP	Par	Broker	Next Call Date	Market Price	Market Value	Unreal G/L On Cost	Unreal G/L Amort Cost	Effective Duration	YTM at Mkt
Supra-National Agency Bond / Note											
INTER-AMERICAN DEVELOPMENT BANK	4581X0DD7	25,000,000.00	JPMCHASE	106.00	26,500,875.00	1,556,875.00	1,533,340.43	2.25	0.40		
NOTE											
DTD 09/26/2018 3.000% 09/26/2022											
INTER-AMERICAN DEVEL BK CORPORATE	4581X0DM7	20,000,000.00	RBC CAP	100.40	20,080,480.00	87,280.00	87,050.31	2.97	0.36		
NOTE											
DTD 04/24/2020 0.500% 05/24/2023											
INTER-AMERICAN DEVELOPMENT BANK	4581X0CC0	25,000,000.00	BMO	108.67	27,167,550.00	1,687,550.00	1,814,353.38	3.20	0.39		
NOTE											
DTD 10/04/2013 3.000% 10/04/2023											
Security Type Sub-Total		240,000,000.00			247,117,030.00	7,050,580.00	6,913,445.35	1.47	0.34		

NOW Account

BANK OF THE WEST MONEY MARKET FUND	BKOFWEST7	75,000,000.00	DIRECT	1.00	75,000,000.00	0.00	0.00	0.00	0.35		
BANK OF THE WEST MONEY MARKET FUND	BKOFWEST7	125,000,000.00		1.00	125,000,000.00	0.00	0.00	0.00	0.35		
Security Type Sub-Total		200,000,000.00			200,000,000.00	0.00	0.00	0.00	0.35		

Money Market Mutual Fund

FIDELITY GOVT MM FUND 2642	31607A703	173,000,000.00		1.00	173,000,000.00	0.00	0.00	0.00	0.08		
FEDERATED GOVT OBLIGATIONS FUND	608919718	379,000,000.00		1.00	379,000,000.00	0.00	0.00	0.00	0.09		
Security Type Sub-Total		552,000,000.00			552,000,000.00	0.00	0.00	0.00	0.09		

Joint Powers Authority

CALIFORNIA ASSET MANAGEMENT PROGRAM	CAMPMF025	18,000,000.00	DIRECT	1.00	18,000,000.00	0.00	0.00	0.00	0.56		
CALIFORNIA ASSET MANAGEMENT PROGRAM	CAMPMF025	36,000,000.00		1.00	36,000,000.00	0.00	0.00	0.00	0.56		
CALIFORNIA ASSET MANAGEMENT PROGRAM	CAMPMF025	46,000,000.00		1.00	46,000,000.00	0.00	0.00	0.00	0.56		
CALIFORNIA ASSET MANAGEMENT PROGRAM	CAMPMF025	200,000,000.00		1.00	200,000,000.00	0.00	0.00	0.00	0.56		
Security Type Sub-Total		300,000,000.00			300,000,000.00	0.00	0.00	0.00	0.56		



Managed Account Fair Market Value & Analytics

For the Month Ending **May 31, 2020**

SAN BERNARDINO COUNTY - 76990800

Security Type/Description	CUSIP	Par	Broker	Next Call Date	Market Price	Market Value	Unreal G/L On Cost	Unreal G/L Amort Cost	Effective Duration	YTM at Mkt
Federally Insured Cash Account										
STONECASTLE FICA	FICAMF003	50,000,000.00			1.00	50,000,000.00	0.00	0.00	0.00	0.25
Security Type Sub-Total		50,000,000.00				50,000,000.00	0.00	0.00	0.00	0.25
Federal Agency Discount Note										
FEDERAL HOME LOAN BANKS DISC NOTE	313384YV5	50,000,000.00	TOR DOM		99.94	49,971,141.65	914,197.21	51,974.98	0.09	0.67
DTD 07/01/2019 0.000% 07/01/2020										
FHLB DISC NOTE	313384ZK8	75,000,000.00	LOOP CAP		99.92	74,938,312.50	461,437.50	80,395.83	0.13	0.66
DTD 07/15/2019 0.000% 07/15/2020										
FEDERAL HOME LOAN BANKS DISC NOTE	313384A66	100,000,000.00	LOOP CAP		99.98	99,977,200.00	802,811.11	246,700.00	0.18	0.13
-- 0.000% 08/03/2020										
FEDERAL HOME LOAN BANKS DISC NOTE	313384B24	60,000,000.00	LOOP CAP		99.98	59,985,480.00	473,730.00	158,563.33	0.19	0.13
-- 0.000% 08/07/2020										
Security Type Sub-Total		285,000,000.00				284,872,134.15	2,652,175.82	537,634.14	0.16	0.36
Federal Agency Bond / Note										
FNMA NOTES	3135G0T60	75,000,000.00	BARCLAYS		100.22	75,165,300.00	392,550.00	177,555.71	0.17	0.18
DTD 08/01/2017 1.500% 07/30/2020										
FHLB NOTES	3130ADT93	10,000,000.00	JEFFERIE		100.64	10,063,920.00	70,137.00	64,633.43	0.29	0.19
DTD 03/14/2018 2.400% 09/14/2020										
FHLB NOTES	3130ACE26	40,000,000.00	BARCLAYS		100.39	40,157,280.00	285,680.00	170,971.40	0.33	0.17
DTD 09/08/2017 1.375% 09/28/2020										
FEDERAL HOME LOAN BANKS NOTES	3130AEWA4	75,000,000.00	BARCLAYS		100.82	75,614,700.00	775,950.00	640,756.29	0.34	0.18
DTD 09/07/2018 2.625% 10/01/2020										
FANNIE MAE NOTES	3135G0U84	50,000,000.00	JPMCHASE		101.12	50,560,550.00	589,550.00	566,556.86	0.42	0.18
DTD 11/01/2018 2.875% 10/30/2020										
FHLMC NOTES	3137EAEK1	50,000,000.00	CITI		100.79	50,392,800.00	440,800.00	400,187.98	0.47	0.18
DTD 11/15/2017 1.875% 11/17/2020										
FREDDIE MAC NOTES	3137EAEI9	50,000,000.00	BARCLAYS		101.55	50,775,250.00	907,250.00	806,563.87	0.71	0.19
DTD 02/16/2018 2.375% 02/16/2021										
FANNIE MAE NOTES	3135G0U27	50,000,000.00	BARCLAYS		102.01	51,002,500.00	1,077,000.00	1,023,979.93	0.87	0.19
DTD 04/13/2018 2.500% 04/13/2021										



Managed Account Fair Market Value & Analytics

For the Month Ending **May 31, 2020**

SAN BERNARDINO COUNTY - 76990800

Security Type/Description Dated Date/Coupon/Maturity	CUSIP	Par	Broker	Next Call Date	Market Price	Market Value	Unreal G/L On Cost	Unreal G/L Amort Cost	Effective Duration	YTM at Mkt
Federal Agency Bond / Note										
FEDERAL FARM CREDIT BANK NOTES DTD 11/26/2018 2.875% 05/26/2021	3133EJW70	25,000,000.00	DEUTSCHE		102.65	25,662,625.00	706,875.00	680,062.71	0.99	0.19
FEDERAL FARM CREDIT BANK NOTES DTD 11/26/2018 2.875% 05/26/2021	3133EJW70	50,000,000.00	MIZUHO		102.65	51,325,250.00	1,359,250.00	1,338,633.77	0.99	0.19
FANNIE MAE NOTES DTD 06/25/2018 2.750% 06/22/2021	3135GOU35	75,000,000.00	TD SEC U		102.70	77,026,125.00	2,043,375.00	2,032,216.95	1.04	0.20
FHLB NOTES DTD 03/05/2012 2.375% 09/10/2021	313378JP7	20,000,000.00	MIZUHO		102.76	20,551,960.00	230,360.00	349,984.80	1.26	0.21
FEDERAL HOME LOAN BANKS NOTES DTD 10/12/2018 3.000% 10/12/2021	3130AF5B9	50,000,000.00	BARCLAYS		103.79	51,894,400.00	1,926,900.00	1,909,167.34	1.35	0.22
FEDERAL HOME LOAN BANKS NOTES DTD 11/08/2019 1.625% 11/19/2021	3130AHJY0	30,000,000.00	WELLSFAR		102.06	30,618,480.00	669,780.00	655,537.68	1.46	0.22
FEDERAL HOME LOAN BANKS NOTES DTD 12/20/2019 1.625% 12/20/2021	3130AHSR5	22,500,000.00	BARCLAYS		102.18	22,991,040.00	515,340.00	509,888.29	1.53	0.22
FANNIE MAE NOTES DTD 01/11/2019 2.625% 01/11/2022	3135GOU92	60,000,000.00	TD		103.87	62,322,960.00	2,366,160.00	2,346,176.06	1.58	0.22
FEDERAL FARM CREDIT BANK NOTES DTD 01/18/2019 2.600% 01/18/2022	3133EJ5P0	50,000,000.00	FTN		103.88	51,938,800.00	1,981,300.00	1,961,911.31	1.60	0.22
FANNIE MAE NOTES DTD 04/12/2019 2.250% 04/12/2022	3135GOU59	75,000,000.00	BARCLAYS		103.74	77,806,950.00	3,052,950.00	2,959,577.74	1.84	0.24
FEDERAL FARM CREDIT BANK NOTES DTD 05/06/2020 0.250% 05/06/2022	3133ELYR9	100,000,000.00	JPMCHAS		100.01	100,007,000.00	134,000.00	129,476.71	1.93	0.25
FEDERAL HOME LOAN BANK FFCB NOTES DTD 12/16/2019 1.630% 06/15/2022	313379Q69	25,000,000.00	WELLSFAR		103.77	25,942,950.00	786,450.00	833,842.92	1.98	0.26
FANNIE MAE NOTES DTD 09/06/2019 1.375% 09/06/2022	3135GOW33	75,000,000.00	BARCLAYS		102.52	76,892,550.00	2,153,550.00	2,089,490.69	2.24	0.26
FEDERAL HOME LOAN BANKS NOTES DTD 08/13/2012 2.000% 09/09/2022	313380GJ0	10,000,000.00	WELLSFAR		103.95	10,394,780.00	244,280.00	281,938.99	2.23	0.26
FEDERAL HOME LOAN BANK NOTES (CALLABLE) DTD 10/26/2018 3.210% 10/26/2022	3130AFAJ6	25,000,000.00	TOR DOM	10/26/20	101.16	25,291,175.00	291,175.00	291,175.00	0.41	2.71



Managed Account Fair Market Value & Analytics

For the Month Ending **May 31, 2020**

SAN BERNARDINO COUNTY - 76990800

Security Type/Description	Dated Date/Coupon/Maturity	CUSIP	Par	Broker	Next Call Date	Market Price	Market Value	Unreal G/L On Cost	Unreal G/L Amort Cost	Effective Duration	YTM at Mkt
Federal Agency Bond / Note											
FEDERAL FARM CREDIT BANK NOTES(CALLABLE)		3133ELJN5	10,000,000.00	OTHER	01/24/22	102.05	10,205,110.00	210,110.00	209,521.50	1.63	0.86
DTD 01/24/2020 1.640% 01/24/2023											
FEDERAL FARM CREDIT BANK NOTES(CALLABLE)		3133ELJN5	20,000,000.00	DAIWA	01/24/22	102.05	20,410,220.00	420,220.00	419,042.99	1.63	0.86
DTD 01/24/2020 1.640% 01/24/2023											
FEDERAL FARM CREDIT BANK NOTES(CALLABLE)		3133ELJN5	20,000,000.00	FCSTONE	01/24/22	102.05	20,410,220.00	420,220.00	419,042.99	1.63	0.86
DTD 01/24/2020 1.640% 01/24/2023											
FEDERAL HOME LOAN BANKS NOTES		3130AJ7E3	50,000,000.00	WELLSFAR		102.94	51,472,150.00	1,564,150.00	1,555,640.84	2.67	0.29
DTD 02/21/2020 1.375% 02/17/2023											
FEDERAL HOME LOAN BANKS NOTES		3130ADRG9	10,000,000.00	TOR DOM		106.78	10,678,250.00	635,570.00	649,852.79	2.69	0.30
DTD 03/01/2018 2.750% 03/10/2023											
FREDDIE MAC NOTES		3137EAE08	50,000,000.00	CITIGRP		100.20	50,101,900.00	226,900.00	222,105.48	2.88	0.30
DTD 04/20/2020 0.375% 04/20/2023											
FREDDIE MAC NOTES (CALLABLE)		3134GVRD2	50,000,000.00	RBC	05/04/21	100.06	50,030,200.00	30,200.00	30,200.00	0.93	0.43
DTD 05/04/2020 0.450% 05/04/2023											
FREDDIE MAC NOTES		3137EAER6	100,000,000.00	WELLS_F		100.21	100,206,800.00	248,800.00	247,839.34	2.92	0.30
DTD 05/07/2020 0.375% 05/05/2023											
FANNIE MAE NOTES		3135G0403	100,000,000.00	CITIGRP		99.84	99,840,200.00	141,200.00	138,451.14	2.97	0.30
DTD 05/22/2020 0.250% 05/22/2023											
FEDERAL FARM CREDIT BANKS NOTES		3133EKZK5	10,000,000.00	WELLSFAR		104.13	10,412,740.00	365,640.00	374,662.61	3.13	0.31
DTD 08/14/2019 1.600% 08/14/2023											
FANNIE MAE NOTES		3135G0V34	100,000,000.00	JPM_CHAS		107.76	107,758,000.00	8,130,000.00	8,032,255.62	3.52	0.38
DTD 02/08/2019 2.500% 02/05/2024											
FHLB BONDS		3130AFW94	50,000,000.00	BARCLAYS		107.80	53,902,250.00	4,079,250.00	4,033,447.37	3.54	0.38
DTD 02/15/2019 2.500% 02/13/2024											
FFCB (CALLABLE) NOTES		3133ELSL9	30,995,000.00	WELLSFA	03/12/21	100.36	31,105,187.23	110,187.23	110,187.23	3.71	0.95
DTD 03/12/2020 1.050% 03/12/2024											
FFCB (CALLABLE) NOTES		3133ELSL9	50,000,000.00	CFCO	03/12/21	100.36	50,177,750.00	177,750.00	177,750.00	3.71	0.95
DTD 03/12/2020 1.050% 03/12/2024											
FEDERAL FARM CREDIT BANK NOTES(CALLABLE)		3133ELXC3	10,000,000.00	CANTFIT	04/22/21	100.33	10,032,670.00	32,670.00	32,670.00	0.89	0.71
DTD 04/22/2020 0.800% 04/22/2024											



Managed Account Fair Market Value & Analytics

For the Month Ending **May 31, 2020**

SAN BERNARDINO COUNTY - 76990800

Security Type/Description	Dated Date/Coupon/Maturity	CUSIP	Par	Broker	Next Call Date	Market Price	Market Value	Unreal G/L On Cost	Unreal G/L Amort Cost	Effective Duration	YTM at Mkt
Federal Agency Bond / Note											
FEDERAL FARM CREDIT BANK NOTES(CALLABLE)		3133ELXC3	10,000,000.00	MIZUHO	04/22/21	100.33	10,032,670.00	32,670.00	32,670.00	0.89	0.71
DTD 04/22/2020 0.800% 04/22/2024											
FEDERAL FARM CREDIT BANK NOTES(CALLABLE)		3133ELXC3	10,000,000.00	PIPER J	04/22/21	100.33	10,032,670.00	32,670.00	32,670.00	0.89	0.71
DTD 04/22/2020 0.800% 04/22/2024											
FHLMC (CALLABLE) NOTES		3134GVPP7	25,000,000.00	CANTFIT	04/29/22	100.17	25,043,325.00	43,325.00	43,325.00	1.91	0.53
DTD 04/29/2020 0.570% 04/29/2024											
FHLMC (CALLABLE) NOTES		3134GVTN8	25,000,000.00	LOOP CA	05/20/21	100.08	25,019,425.00	29,425.00	29,342.86	0.97	0.54
DTD 05/20/2020 0.560% 05/20/2024											
FHLMC (CALLABLE) NOTES		3134GVUY2	25,000,000.00	WELLS_F	05/20/22	100.01	25,003,525.00	3,525.00	3,525.00	1.97	0.51
DTD 05/20/2020 0.510% 05/20/2024											
FHLMC (CALLABLE) NOTES		3134GVXD5	25,000,000.00	GREAT P	05/20/21	100.04	25,010,700.00	10,700.00	10,700.00	0.97	0.58
DTD 05/20/2020 0.590% 05/20/2024											
FHLMC (CALLABLE) NOTES		3134GVXC7	25,000,000.00	INCAPIT	05/20/22	99.81	24,951,450.00	(48,550.00)	(48,550.00)	1.97	0.55
DTD 05/20/2020 0.500% 05/20/2024											
FANNIE MAE NOTES		3135G0V75	25,000,000.00	CITI		105.38	26,345,150.00	1,564,150.00	1,524,681.87	3.94	0.42
DTD 07/08/2019 1.750% 07/02/2024											
FEDERAL HOME LOAN BANK NOTES		3130A2UW4	25,000,000.00	WELLSFAR		110.36	27,590,875.00	1,140,125.00	1,340,641.66	4.06	0.43
DTD 08/15/2014 2.875% 09/13/2024											
FEDERAL HOME LOAN BANK NOTES		3130A2UW4	25,000,000.00	MORGANST		110.36	27,590,875.00	1,157,550.00	1,354,296.38	4.06	0.43
DTD 08/15/2014 2.875% 09/13/2024											
FANNIE MAE NOTES		3135G0W66	25,000,000.00	CITI		105.08	26,269,850.00	1,312,600.00	1,307,279.69	4.24	0.45
DTD 10/18/2019 1.625% 10/15/2024											
FEDERAL HOME LOAN BANK NOTES		3130A3GE8	10,000,000.00	JEFFERIE		110.21	11,021,260.00	505,630.00	555,928.51	4.26	0.47
DTD 11/06/2014 2.750% 12/13/2024											
FEDERAL HOME LOAN BANK NOTES		3130A3GE8	25,000,000.00	INTL_FCS		110.21	27,553,150.00	1,168,650.00	1,303,704.77	4.26	0.47
DTD 11/06/2014 2.750% 12/13/2024											
FEDERAL HOME LOAN BANK NOTES		3130A3GE8	25,000,000.00	WELLSFAR		110.21	27,553,150.00	1,265,650.00	1,391,242.64	4.26	0.47
DTD 11/06/2014 2.750% 12/13/2024											
FANNIE MAE NOTES		3135G0X24	75,000,000.00	BARCLAYS		105.15	78,865,575.00	4,104,825.00	4,086,068.01	4.43	0.49
DTD 01/10/2020 1.625% 01/07/2025											
FREDDIE MAC NOTES		3137EAEPO	50,000,000.00	WELLSFAR		104.63	52,317,250.00	2,355,750.00	2,353,471.64	4.54	0.50
DTD 02/14/2020 1.500% 02/12/2025											



Managed Account Fair Market Value & Analytics

For the Month Ending **May 31, 2020**

SAN BERNARDINO COUNTY - 76990800

Security Type/Description	Dated Date/Coupon/Maturity	CUSIP	Par	Broker	Next Call Date	Market Price	Market Value	Unreal G/L On Cost	Unreal G/L Amort Cost	Effective Duration	YTM at Mkt
Federal Agency Bond / Note											
FEDERAL HOME LOAN BANKS NOTES	3130A4CH3	25,840,000.00	DAIWA			108.85	28,127,873.60	1,469,779.20	1,545,426.37	4.55	0.50
DTD 02/17/2015 2.375% 03/14/2025											
FANNIE MAE NOTES	3135G03U5	50,000,000.00	CITIGRP			100.55	50,276,350.00	379,350.00	377,204.17	4.83	0.51
DTD 04/24/2020 0.625% 04/22/2025											
FHLMC (CALLABLE) NOTES	3134GVPR3	25,000,000.00	PIPER J		05/06/22	100.23	25,056,375.00	56,375.00	56,375.00	1.93	0.65
DTD 05/06/2020 0.700% 05/06/2025											
Security Type Sub-Total			2,324,335,000.00				2,385,921,130.83	57,496,487.63	57,291,328.72	2.20	0.38
Corporate Note											
WAL-MART STORES INC CORP NOTES	931142EG4	10,000,000.00	CITIGRP			100.17	10,016,880.00	19,980.00	17,197.91	0.07	0.21
DTD 06/27/2018 2.850% 06/23/2020											
JOHNSON & JOHNSON CORP NOTE	478160CH5	3,000,000.00	JPM			100.50	3,014,874.00	18,084.00	15,348.47	0.45	0.83
DTD 11/10/2017 1.950% 11/10/2020											
VISA INC (CALLABLE) CORP NOTES	92826CAB8	4,550,000.00	MKTX		11/14/20	100.84	4,588,338.30	27,964.30	31,185.68	0.45	0.63
DTD 12/14/2015 2.200% 12/14/2020											
EXXON MOBIL CORPORATE (CALLABLE) NOTES	30231GAV4	5,000,000.00	JPMCHASE		02/01/21	101.22	5,060,910.00	173,560.00	99,312.76	0.67	0.60
DTD 03/03/2016 2.222% 03/01/2021											
EXXON MOBIL CORPORATE (CALLABLE) NOTES	30231GAV4	9,240,000.00	MKTX		02/01/21	101.22	9,352,561.68	97,408.08	101,262.47	0.67	0.60
DTD 03/03/2016 2.222% 03/01/2021											
JOHN DEERE CAPITAL CORP CORP NOTES	24422EUV9	10,000,000.00	CITIGRP			101.50	10,149,950.00	156,750.00	153,401.16	1.01	0.82
DTD 06/07/2019 2.300% 06/07/2021											
WAL-MART STORES INC CORP NOTES	931142EJ8	7,000,000.00	CITIGRP			102.85	7,199,647.00	199,997.00	199,771.04	1.04	0.43
DTD 06/27/2018 3.125% 06/23/2021											
WAL-MART STORES INC CORP NOTES	931142EJ8	10,000,000.00	JPMCHASE			102.85	10,285,210.00	273,410.00	281,028.13	1.04	0.43
DTD 06/27/2018 3.125% 06/23/2021											
MICROSOFT CORP (CALLABLE) NOTES	594918BP8	9,800,000.00	LOOP CAP		07/08/21	101.38	9,935,102.80	327,378.80	237,256.80	1.10	0.39
DTD 08/08/2016 1.550% 08/08/2021											
3M COMPANY	88579YBA8	2,000,000.00	CITI			102.74	2,054,814.00	58,914.00	56,572.21	1.27	0.86
DTD 09/14/2018 3.000% 09/14/2021											
3M COMPANY CORP (CALLABLE) NOTES	88579YAU5	10,000,000.00	MORGANST		08/19/21	101.63	10,163,120.00	591,920.00	357,656.77	1.21	0.37
DTD 09/19/2016 1.625% 09/19/2021											



Managed Account Fair Market Value & Analytics

For the Month Ending **May 31, 2020**

SAN BERNARDINO COUNTY - 76990800

Security Type/Description	Dated Date/Coupon/Maturity	CUSIP	Par	Broker	Next Call Date	Market Price	Market Value	Unreal G/L On Cost	Unreal G/L Amort Cost	Effective Duration	YTM at Mkt
Corporate Note											
TOYOTA MOTOR CREDIT CORP CORP NOTES		89236TGJ8	15,000,000.00	BK AMER		101.18	15,177,360.00	179,160.00	178,573.95	1.34	0.92
DTD 10/07/2019 1.800% 10/07/2021											
TOYOTA MOTOR CREDIT CORP CORP NOTES		89236TFU4	10,000,000.00	TOR DOM		100.53	10,053,410.00	53,410.00	53,410.00	1.68	2.53
DTD 03/18/2019 2.850% 02/18/2022											
3M COMPANY BONDS		88579YBF7	5,000,000.00	MORGANST	02/01/22	103.30	5,165,235.00	167,585.00	166,594.29	1.64	0.85
DTD 02/22/2019 2.750% 03/01/2022											
JOHN DEERE CAPITAL CORP		24422EUT4	5,000,000.00	BK AMER		104.25	5,212,730.00	215,130.00	214,162.29	1.80	0.62
DTD 03/07/2019 2.950% 04/01/2022											
TOYOTA MOTOR CREDIT CORP		89236TFX8	10,000,000.00	CITIGRP		103.37	10,337,350.00	343,650.00	341,258.76	1.83	0.82
DTD 04/12/2019 2.650% 04/12/2022											
US BANK NA CINCINNATI FLOATING CORP NOT		90331HPD9	10,000,000.00	JPMCHAS		99.64	9,964,380.00	30,580.00	29,055.07	0.24	0.80
DTD 05/23/2019 0.799% 05/23/2022											
US BANK NA CINCINNATI FLOATING CORP NOT		90331HPD9	10,000,000.00	JPMCHAS		99.64	9,964,380.00	31,680.00	30,398.10	0.24	0.80
DTD 05/23/2019 0.799% 05/23/2022											
JOHN DEERE CAPITAL CORP CORP NOTES		24422EVA4	5,000,000.00	CITI		102.77	5,138,315.00	144,765.00	143,077.09	1.99	0.58
DTD 09/12/2019 1.950% 06/13/2022											
EXXON MOBIL CORPORATION		30231GBB7	3,000,000.00	MORGANST		103.02	3,090,489.00	90,489.00	90,489.00	2.17	0.53
DTD 08/16/2019 1.902% 08/16/2022											
US BANK NA CINCINNATI		90331HPF4	12,000,000.00	BARCLAYS	12/09/22	103.14	12,376,656.00	386,736.00	385,170.78	2.54	0.73
DTD 12/09/2019 1.950% 01/09/2023											
BANK OF NY MELLON CORP		06406RAM9	5,000,000.00	DIRECT		103.12	5,155,910.00	83,560.00	86,079.65	2.59	0.66
DTD 01/28/2020 1.850% 01/27/2023											
Security Type Sub-Total			170,590,000.00				173,457,622.78	3,672,111.18	3,268,262.38	1.20	0.75
Commercial Paper											
TOYOTA MOTOR CREDIT CORP COMM PAPER		89233GF35	25,000,000.00	TOYOTA		99.99	24,998,225.00	228,245.83	766.67	0.01	0.85
-- 0.000% 06/03/2020											



Managed Account Fair Market Value & Analytics

For the Month Ending **May 31, 2020**

SAN BERNARDINO COUNTY - 76990800

Security Type/Description	Dated Date/Coupon/Maturity	CUSIP	Par	Broker	Next Call Date	Market Price	Market Value	Unreal G/L On Cost	Unreal G/L Amort Cost	Effective Duration	YTM at Mkt
Commercial Paper											
EXXON MOBIL CORP COMM PAPER		30229AFH7	40,000,000.00	EXXON		99.99	39,995,480.00	98,924.44	12,368.89	0.05	0.24
-- 0.000% 06/17/2020											
NATIXIS NY BRANCH COMM PAPER		63873JG20	50,000,000.00	NATIXIS_		99.99	49,993,050.00	347,216.67	66,244.45	0.09	0.16
DTD 10/08/2019 0.000% 07/02/2020											
NATIXIS NY BRANCH COMM PAPER		63873JG87	50,000,000.00	NATIXIS_		99.98	49,991,250.00	359,583.33	78,611.11	0.11	0.17
DTD 12/11/2019 0.000% 07/08/2020											
TOYOTA MOTOR CREDIT CORP COMM PAPER		89233GH33	25,000,000.00	TOYOTA		99.86	24,966,050.00	312,550.00	48,737.50	0.19	0.76
-- 0.000% 08/03/2020											
CREDIT AGRICOLE CIB NY COMM PAPER		22533TH33	50,000,000.00	CREDITAG		99.96	49,978,550.00	597,855.56	137,800.00	0.18	0.24
-- 0.000% 08/03/2020											
BNP PARIBAS NY BRANCH COMM PAPER		09659BHS2	40,000,000.00	BNP DIR		99.95	39,979,120.00	5,953.33	1,097.78	0.25	0.22
DTD 05/13/2020 0.000% 08/26/2020											
JP MORGAN SECURITIES LLC COMM PAPER		46640PJ12	50,000,000.00	JPMCHAS		99.93	49,966,650.00	36,650.00	17,761.11	0.26	0.26
DTD 02/26/2020 0.000% 09/01/2020											
COOPERATIVE RABOBANK U.A. COMM PAPER		21687AK28	25,000,000.00	RABO_DI		99.92	24,980,150.00	7,712.50	3,212.50	0.35	0.23
DTD 05/08/2020 0.000% 10/02/2020											
COOPERATIVE RABOBANK U.A. COMM PAPER		21687AK85	25,000,000.00	RABO_DI		99.91	24,978,650.00	7,337.50	2,837.50	0.37	0.24
DTD 05/08/2020 0.000% 10/08/2020											
COOPERATIVE RABOBANK U.A. COMM PAPER		21687AKE2	25,000,000.00	RABO_DI		99.91	24,977,100.00	6,912.50	2,412.50	0.38	0.24
DTD 05/08/2020 0.000% 10/14/2020											
JP MORGAN SECURITIES LLC COMM PAPER		46640PL27	50,000,000.00	JPMCHAS		99.86	49,929,800.00	137,091.67	90,216.67	0.44	0.33
-- 0.000% 11/02/2020											
JP MORGAN SECURITIES LLC COMM PAPER		46640PL27	50,000,000.00	CHASE		99.86	49,929,800.00	60,355.56	36,744.45	0.44	0.33
-- 0.000% 11/02/2020											
JP MORGAN SECURITIES LLC COMM PAPER		46640PLJ0	25,000,000.00	CHASE		99.84	24,959,175.00	6,570.83	494.44	0.48	0.34
DTD 05/07/2020 0.000% 11/18/2020											
COOPERATIVE RABOBANK U.A. COMM PAPER		21687AP15	50,000,000.00	RABOBAN		99.76	49,879,250.00	(208.33)	(8,458.33)	0.69	0.35
DTD 05/14/2020 0.000% 02/01/2021											



Managed Account Fair Market Value & Analytics

For the Month Ending **May 31, 2020**

SAN BERNARDINO COUNTY - 76990800

Security Type/Description	Dated Date/Coupon/Maturity	CUSIP	Par	Broker	Next Call Date	Market Price	Market Value	Unreal G/L On Cost	Unreal G/L Amort Cost	Effective Duration	YTM at Mkt
Security Type Sub-Total			580,000,000.00			579,502,300.00		2,212,751.39	490,847.24	0.29	0.30

Certificate of Deposit

SWEDBANK NY CERT DEPOS	87019VZW0	50,000,000.00	OTHER		100.03	50,016,122.25	16,122.25	16,122.25	16,122.25	0.02	-0.47
DTD 12/12/2019 1.850% 06/05/2020											
BANK OF NOVA SCOTIA HOUSTON CERT DEPOS	06417MFV2	25,000,000.00	BNS		100.15	25,037,994.90	37,994.90	37,994.90	37,994.90	0.09	0.09
DTD 12/13/2019 1.860% 07/01/2020											
NORDEA BANK ABP NEW YORK CERT DEPOS	65558TRN7	25,000,000.00	CASTLE		100.15	25,037,766.00	37,766.00	37,766.00	37,766.00	0.09	0.09
DTD 12/13/2019 1.850% 07/01/2020											
COOPERATIVE RABOBANK U.A. CERT DEPOS	21684XBD7	50,000,000.00	RABO_DIR		100.17	50,084,139.70	84,139.70	84,139.70	84,139.70	0.09	0.08
DTD 06/21/2019 2.040% 07/01/2020											
BANK OF NOVA SCOTIA HOUSTON CERT DEPOS	06417MFP5	50,000,000.00	BNS		100.15	50,075,528.25	75,528.25	75,528.25	75,528.25	0.09	0.09
DTD 12/05/2019 1.850% 07/01/2020											
ROYAL BANK OF CANADA NY CERT DEPOS	78012URU1	50,000,000.00	ROYAL		100.15	50,073,697.00	73,697.00	73,697.00	73,697.00	0.09	0.10
DTD 12/05/2019 1.810% 07/01/2020											
WELLS FARGO BANK NA CERT DEPOS	95001KCZ5	25,000,000.00	WELLSFAR		100.29	25,071,770.23	71,770.23	71,770.23	71,770.23	0.18	0.19
DTD 08/20/2019 1.810% 08/03/2020											
BANK OF NOVA SCOTIA HOUSTON CERT DEPOS	06417MEY7	50,000,000.00	BNS		100.29	50,147,301.40	147,301.40	147,301.40	147,301.40	0.18	0.19
DTD 11/19/2019 1.850% 08/03/2020											
SVENSKA HANDELSBANKEN NY CERT DEPOS	86959REY2	50,000,000.00	SVENSKA		100.27	50,135,473.55	135,473.55	135,473.55	135,473.55	0.18	0.19
DTD 01/23/2020 1.720% 08/03/2020											
BANK OF NOVA SCOTIA HOUSTON CERT DEPOS	06417MJP1	50,000,000.00	BNS		100.12	50,058,282.50	58,282.50	58,282.50	58,282.50	0.21	0.22
DTD 04/20/2020 0.800% 08/12/2020											
BANK OF MONTREAL CHICAGO CERT DEPOS	06367BHE2	50,000,000.00	BMO_DIR		100.20	50,100,081.75	100,081.75	100,081.75	100,081.75	0.26	0.30
DTD 03/02/2020 1.080% 09/01/2020											
SWEDBANK NY CERT DEPOS	87019VC54	50,000,000.00	OTHER		100.21	50,105,350.95	105,350.95	105,350.95	105,350.95	0.26	0.30
DTD 03/02/2020 1.120% 09/01/2020											



Managed Account Fair Market Value & Analytics

For the Month Ending **May 31, 2020**

SAN BERNARDINO COUNTY - 76990800

Security Type/Description	Dated Date/Coupon/Maturity	CUSIP	Par	Broker	Next Call Date	Market Price	Market Value	Unreal G/L On Cost	Unreal G/L Amort Cost	Effective Duration	YTM at Mkt
Certificate of Deposit											
SWEDBANK NY CERT DEPOS	87019VD61	50,000,000.00	DIRECT			100.07	50,032,529.60	32,529.60	32,529.60	0.28	0.32
DTD 04/24/2020 0.550% 09/08/2020											
TORONTO DOMINION BANK NY CERT DEPOS	89114NKP9	50,000,000.00	TOR DOM			99.97	49,984,272.65	(15,727.35)	(15,727.35)	0.29	0.32
DTD 05/08/2020 0.210% 09/09/2020											
BANK OF AMERICA NA CERT DEPOS	06052TK90	50,000,000.00	BOFA			100.20	50,100,528.55	100,528.55	100,528.55	0.35	0.31
DTD 04/20/2020 0.900% 10/01/2020											
ROYAL BANK OF CANADA NY CERT DEPOS	78012UVC6	50,000,000.00	ROYAL			100.24	50,119,875.55	119,875.55	119,875.55	0.36	0.31
DTD 04/16/2020 0.980% 10/07/2020											
TORONTO DOMINION BANK NY CERT DEPOS	89114NJ29	50,000,000.00	TD SEC			100.12	50,059,926.65	59,926.65	59,926.65	0.36	0.31
DTD 04/16/2020 0.650% 10/07/2020											
ROYAL BANK OF CANADA NY CERT DEPOS	78012UVH5	50,000,000.00	ROYAL			100.27	50,132,679.00	132,679.00	132,679.00	0.40	0.31
DTD 04/21/2020 0.980% 10/21/2020											
NORDEA BANK ABP NEW YORK CERT DEPOS	65558TXX8	50,000,000.00	CASTLE			99.99	49,995,576.00	(4,424.00)	(4,424.00)	0.44	0.32
DTD 05/06/2020 0.300% 11/04/2020											
NORDEA BANK ABP NEW YORK CERT DEPOS	65558TXW0	50,000,000.00	CASTLE			99.99	49,995,520.45	(4,479.55)	(4,479.55)	0.45	0.32
DTD 05/06/2020 0.300% 11/06/2020											
SWEDBANK NY CERT DEPOS	87019VE52	25,000,000.00	SWEDBK			99.97	24,992,033.80	(7,966.20)	(7,966.20)	0.46	0.32
DTD 05/07/2020 0.250% 11/09/2020											
TORONTO DOMINION BANK NY CERT DEPOS	89114NKW4	50,000,000.00	TOR DOM			99.95	49,974,915.60	(25,084.40)	(25,084.40)	0.56	0.40
DTD 05/13/2020 0.310% 12/16/2020											
US BANK NATL ASSOC CERT DEPOS	90333V3M0	25,000,000.00	US BANK			99.93	24,981,700.45	(18,299.55)	(18,299.55)	0.61	0.40
DTD 05/06/2020 0.280% 01/04/2021											
TORONTO DOMINION BANK NY CERT DEPOS	89114NKZ7	50,000,000.00	TOR DOM			99.91	49,957,318.60	(42,681.40)	(42,681.40)	0.61	0.40
DTD 05/20/2020 0.260% 01/04/2021											
WELLS FARGO BANK NA CERT DEPOS	95001KFR0	25,000,000.00	WELLSFAR			100.96	25,239,964.20	239,964.20	239,964.20	0.69	0.39
DTD 01/09/2020 1.800% 02/01/2021											



Managed Account Fair Market Value & Analytics

For the Month Ending **May 31, 2020**

SAN BERNARDINO COUNTY - 76990800

Security Type/Description	Dated Date/Coupon/Maturity	CUSIP	Par	Broker	Next Call Date	Market Price	Market Value	Unreal G/L On Cost	Unreal G/L Amort Cost	Effective Duration	YTM at Mkt
Certificate of Deposit											
SVENSKA HANDELSBANKEN NY CERT DEPOS	86959RFR6	50,000,000.00	SVENSKA			100.51	50,257,241.55	257,241.55	257,241.55	0.69	0.39
DTD 03/03/2020 1.150% 02/01/2021											
US BANK NATL ASSOC CERT DEPOS	90333V3L2	50,000,000.00	US BANK			99.95	49,972,492.05	(27,507.95)	(27,507.95)	0.69	0.40
DTD 05/06/2020 0.320% 02/01/2021											
ROYAL BANK OF CANADA NY CERT DEPOS	78012UTC9	50,000,000.00	ROYAL			100.38	50,190,524.70	190,524.70	190,524.70	0.77	0.48
DTD 03/02/2020 0.980% 03/01/2021											
TORONTO DOMINION BANK NY CERT DEPOS	89114NH81	50,000,000.00	TOR DOM			100.40	50,198,154.35	198,154.35	198,154.35	0.77	0.48
DTD 03/02/2020 1.000% 03/01/2021											
ROYAL BANK OF CANADA NY CERT DEPOS	78012UWD3	50,000,000.00	RBC CAP			99.84	49,920,301.05	(79,698.95)	(79,698.95)	0.94	0.48
DTD 05/20/2020 0.310% 05/03/2021											
NORDEA BANK ABP NEW YORK CERT DEPOS	65558TYO2	50,000,000.00	CHASE			99.90	49,950,904.30	(49,095.70)	(49,095.70)	0.99	0.48
DTD 05/20/2020 0.380% 05/19/2021											
Security Type Sub-Total			1,400,000,000.00				1,401,999,967.58	1,999,967.58	1,999,967.58	0.41	0.28

Bank Note											
US BANK NA CINCINNATI CALLABLE BANK NOTE	90331HNU3	10,000,000.00	BARCLAYS		06/24/20	100.12	10,012,460.00	17,260.00	12,808.02	0.07	2.19
DTD 07/24/2018 3.050% 07/24/2020											
US BANK NA CALLABLE BANK NOTE	90331HNG4	40,000,000.00	MORGANST		09/23/20	100.46	40,184,080.00	192,080.00	185,132.05	0.32	0.89
DTD 10/24/2017 2.050% 10/23/2020											
WELLS FARGO BANK NA BANK NOTE	9498815N3	10,000,000.00	WELLSFAR			101.30	10,130,140.00	56,340.00	97,843.65	0.62	0.51
DTD 01/23/2018 2.600% 01/15/2021											
US BANK NA CINCINNATI CALLABLE BANK NOTE	90331HNP4	15,000,000.00	US BANK		03/26/21	102.25	15,337,020.00	337,920.00	337,290.16	0.82	0.66
DTD 04/26/2018 3.150% 04/26/2021											
WELLS FARGO (CALLABLE, FLOATING) NOTE	949881506	2,000,000.00	JPMCHAS		07/23/20	99.97	1,999,456.00	14,076.00	12,651.97	0.15	1.54
DTD 07/23/2018 1.543% 07/23/2021											



Managed Account Fair Market Value & Analytics

For the Month Ending **May 31, 2020**

SAN BERNARDINO COUNTY - 76990800

Security Type/Description	Dated Date/Coupon/Maturity	CUSIP	Par	Broker	Next Call Date	Market Price	Market Value	Unreal G/L On Cost	Unreal G/L Amort Cost	Effective Duration	YTM at Mkt
Bank Note											
WELLS FARGO (CALLABLE, FLOATING)		949881506	4,420,000.00	WELLS_F	07/23/20	99.97	4,418,797.76	16,477.76	15,217.72	0.15	1.54
NOTE											
DTD 07/23/2018 1.543% 07/23/2021		949881506	5,050,000.00	CITIGRP	07/23/20	99.97	5,048,626.40	18,826.40	17,386.76	0.15	1.54
NOTE											
DTD 07/23/2018 1.543% 07/23/2021		90331HXX7	10,000,000.00	MORGANST	10/15/21	103.96	10,396,360.00	410,160.00	403,071.13	1.36	0.72
US BANK BANK NOTE (CALLABLE)											
DTD 11/16/2018 3.450% 11/16/2021		90331HPJ6	8,000,000.00	MORGANST	12/21/21	101.88	8,150,504.00	153,304.00	152,798.39	1.54	0.65
US BANK NA CINCINNATI BKNT (CALLABLE)											
DTD 01/21/2020 1.800% 01/21/2022		90331HPC1	7,000,000.00	BARCLAYS	04/22/22	103.88	7,271,936.00	279,356.00	276,817.22	1.86	0.67
US BANK NA CINCINNATI (CALLABLE)											
CORP NT											
DTD 05/23/2019 2.650% 05/23/2022		9498816A0	20,000,000.00	WELLSFAR	09/09/21	101.39	20,277,060.00	277,060.00	277,060.00	1.26	1.46
WELLS FARGO BANK NA CALLABLE BANK											
NOTE											
DTD 09/11/2019 2.082% 09/09/2022											
Security Type Sub-Total			131,470,000.00				133,226,440.16	1,772,860.16	1,788,077.07	0.75	1.04

Asset-Backed Security

HAROT 2019-1 A2		43814WAB1	3,069,345.55	BK AMER		100.61	3,088,056.89	18,909.01	18,811.86	0.30	2.28
DTD 02/27/2019 2.750% 09/20/2021											
TAOT 2019-A A2A		89239AAB9	1,586,919.68	SOC GEN		100.48	1,594,542.92	7,767.33	7,697.28	0.23	2.47
DTD 02/13/2019 2.830% 10/15/2021											
JDOT 2019-A A2		47789JAB2	2,228,496.70	CITI		100.31	2,235,444.48	7,049.40	7,004.44	0.24	2.64
DTD 03/13/2019 2.850% 12/15/2021											
MBALT 2019-B A2		58769OAB7	2,757,840.78	WELLSFAR		100.40	2,768,876.83	11,181.11	11,143.89	0.45	1.75
DTD 11/20/2019 2.010% 12/15/2021											
HAROT 2019-2 A2		43815MAB2	7,886,154.36	JPMCHASE		100.80	7,949,148.96	63,007.21	63,002.24	0.39	2.05
DTD 05/29/2019 2.570% 12/21/2021											
TAOT 2019-B A2A		89239JAB0	7,247,838.88	BAML		100.65	7,294,678.76	46,918.16	46,888.05	1.67	2.20
DTD 05/08/2019 2.590% 02/15/2022											
MBALT 2020-A A2		58770FAB8	3,000,000.00	MUFG		100.44	3,013,292.70	13,416.00	13,396.30	1.76	1.57
DTD 01/29/2020 1.820% 03/15/2022											



Managed Account Fair Market Value & Analytics

For the Month Ending **May 31, 2020**

SAN BERNARDINO COUNTY - 76990800

Security Type/Description	Dated Date/Coupon/Maturity	CUSIP	Par	Broker	Next Call Date	Market Price	Market Value	Unreal G/L On Cost	Unreal G/L Amort Cost	Effective Duration	YTM at Mkt
Asset-Backed Security											
TAOT 2019-C A2A		89238UAB6	3,601,192.75	JPM		100.64	3,624,171.24	23,145.94	23,095.79	0.46	1.65
DTD 08/14/2019 2.000% 04/15/2022											
HAROT 2019-3 A2		43815NAB0	4,276,274.62	SOCGEN		100.53	4,298,888.42	22,913.14	22,826.33	0.54	1.61
DTD 08/27/2019 1.900% 04/15/2022											
JOHN DEERE OWNER TRUST		477870AB5	3,612,674.75	RBC		100.34	3,624,909.07	12,248.04	12,243.86	1.92	2.10
DTD 07/24/2019 2.280% 05/16/2022											
MBART 2019-1 A2A		58769TAB1	5,793,853.90	MIZUHO		100.56	5,826,072.36	32,772.35	32,633.04	0.51	1.76
DTD 09/25/2019 2.040% 06/15/2022											
HAROT 2019-4 A2		43813VAB4	8,000,000.00	CITI		100.85	8,068,057.60	68,552.00	68,452.80	0.78	1.44
DTD 11/26/2019 1.860% 06/20/2022											
HART 2019-B A2		44891JAB4	2,499,156.67	RBC CAP		100.67	2,515,954.50	16,952.53	16,919.76	0.50	1.61
DTD 11/06/2019 1.930% 07/15/2022											
TAOT 2019-D A2		89233MAB9	7,000,000.00	BARCLAYS		100.66	7,046,389.00	46,906.30	46,799.66	0.54	1.60
DTD 11/13/2019 1.920% 07/15/2022											
MBALT 2019-B A3		58769OAC5	2,500,000.00	WELLSFAR		101.19	2,529,824.25	30,221.75	30,149.14	1.38	1.49
DTD 11/20/2019 2.000% 10/17/2022											
HAROT 2020-1 A2		43813RAB3	8,500,000.00	JPM_CHAS		100.97	8,582,367.55	83,228.60	83,143.21	0.89	1.22
DTD 02/26/2020 1.630% 10/21/2022											
TAOT 2020-A A2		89232HAB1	12,000,000.00	MUFG		100.95	12,114,074.40	114,222.00	114,205.88	0.85	1.28
DTD 02/12/2020 1.670% 11/15/2022											
MBALT 2020-A A3		58770FAC6	5,000,000.00	MUFG		101.14	5,056,857.00	57,516.00	57,438.25	1.37	1.38
DTD 01/29/2020 1.840% 12/15/2022											
JOHN DEERE OWNER TRUST OTHER ABS		47789KAB9	4,500,000.00	BOFA		99.45	4,475,199.60	(24,482.25)	(24,507.33)	2.60	1.22
DTD 03/11/2020 1.010% 01/15/2023											
HAROT 2019-1 A3		43814WAC9	4,000,000.00	BK AMER		102.87	4,114,614.00	114,721.20	114,687.93	1.28	1.78
DTD 02/27/2019 2.830% 03/20/2023											
HAROT 2019-2 A3		43815MAC0	8,500,000.00	JPMCHASE		102.75	8,733,636.10	233,953.15	233,874.31	1.48	1.60
DTD 05/29/2019 2.520% 06/21/2023											
JDOT 2019-A A3		47789JAD8	4,500,000.00	CITI		101.56	4,570,146.45	70,699.50	70,543.88	1.16	2.39
DTD 03/13/2019 2.910% 07/15/2023											
TAOT 2019-A A3		89239AAD5	8,000,000.00	SOC GEN		102.72	8,217,365.60	218,823.20	218,394.87	1.23	2.01
DTD 02/13/2019 2.910% 07/15/2023											
HAROT 2019-3 A3		43815NAC8	4,750,000.00	SOCGEN		101.68	4,829,915.90	79,955.32	79,947.73	1.73	1.24
DTD 08/27/2019 1.780% 08/15/2023											



Managed Account Fair Market Value & Analytics

For the Month Ending **May 31, 2020**

SAN BERNARDINO COUNTY - 76990800

Security Type/Description	Dated Date/Coupon/Maturity	CUSIP	Par	Broker	Next Call Date	Market Price	Market Value	Unreal G/L On Cost	Unreal G/L Amort Cost	Effective Duration	YTM at Mkt
Asset-Backed Security											
TAOT 2019-B A3	05/08/2019 2.570% 08/15/2023	892391AD6	5,000,000.00	BAML		102.40	5,119,947.50	120,745.00	120,545.62	1.43	1.80
DTAOT 2019-C A3	08/14/2019 1.910% 09/15/2023	89238UAD2	5,000,000.00	JPM		101.73	5,086,313.50	86,354.50	86,346.48	1.58	1.37
BAACT 2018-A2 A2	05/17/2018 3.000% 09/15/2023	05522RCZ9	10,000,000.00	TOR DOM		102.25	10,225,194.00	54,881.50	83,542.12	3.14	2.29
JDOT 2019-B A3	07/24/2019 2.210% 12/15/2023	477870AC3	2,500,000.00	RBC		100.87	2,521,701.25	22,232.00	22,128.50	1.49	1.96
TAOT 2019-D A3	11/13/2019 1.920% 01/16/2024	89233MAD5	4,500,000.00	BARCLAYS		101.93	4,586,710.95	87,035.85	86,993.03	1.61	1.38
HAROT 2019-A A3	11/26/2019 1.830% 01/18/2024	43813VAC2	9,000,000.00	CITI		101.97	9,176,877.00	178,480.80	178,281.65	2.06	1.28
HART 2019-B A3	11/06/2019 1.940% 02/15/2024	44891JAC2	3,750,000.00	RBC CAP		101.84	3,819,150.75	69,323.62	69,300.60	1.67	1.43
MBART 2019-1 A3	09/25/2019 1.930% 03/15/2024	58769TAD7	7,000,000.00	MIZUHO		101.61	7,112,897.40	113,861.30	113,713.73	1.67	1.49
HAROT 2020-1 A3	02/26/2020 1.610% 04/22/2024	43813RAC1	10,000,000.00	JPM_CHAS		102.25	10,225,404.00	227,364.00	227,239.97	2.10	1.02
TAOT 2020-A A3	02/12/2020 1.660% 05/15/2024	89232HAC9	15,000,000.00	MUFG		101.70	15,254,656.50	255,739.50	255,662.84	2.02	1.22
JOHN DEERE OWNER TRUST	03/11/2020 1.100% 08/15/2024	47789KAC7	5,000,000.00	BOFA		98.76	4,938,139.00	(61,555.50)	(61,570.98)	2.23	1.40
CHAIT 2012-A7 A7	10/09/2012 2.160% 09/15/2024	161571FQ2	10,000,000.00	JPMCHASE		103.53	10,352,635.00	292,478.75	300,954.71	4.11	1.31
CHAIT 2020-A1 A1	02/18/2020 1.530% 01/15/2025	161571HP2	8,000,000.00	JPMCHASE		102.18	8,174,432.80	176,265.60	176,159.29	4.47	1.05
Security Type Sub-Total			219,559,748.64				222,766,544.23	2,993,803.91	3,028,090.73	1.66	1.57
Managed Account Sub-Total			8,512,954,748.64				8,659,284,614.73	161,860,578.40	147,824,380.38	1.32	0.36



Managed Account Fair Market Value & Analytics

For the Month Ending **May 31, 2020**

SAN BERNARDINO COUNTY - 76990800

Securities Sub-Total	\$8,512,954,748.64	\$8,659,284,614.73	\$161,860,578.40	\$147,824,380.38	1.32	0.36%
Accrued Interest		\$28,240,426.80				
Total Investments		\$8,687,525,041.53				



Managed Account Security Transactions & Interest

For the Month Ending **May 31, 2020**

SAN BERNARDINO COUNTY - 76990800

Transaction Type	Trade	Settle	Security Description	CUSIP	Par	Principal Proceeds	Accrued Interest	Total	Realized G/L Cost	Realized G/L Amort Cost	Sale Method
BUY											
	04/27/20	05/06/20	FHLMC (CALLABLE) NOTES DTD 05/06/2020 0.700% 05/06/2025	3134GVP3	25,000,000.00	(25,000,000.00)	0.00	(25,000,000.00)			
	04/30/20	05/06/20	FEDERAL FARM CREDIT BANK NOTES DTD 05/06/2020 0.250% 05/06/2022	3133ELY9	100,000,000.00	(99,873,000.00)	0.00	(99,873,000.00)			
	05/01/20	05/04/20	FREDDIE MAC NOTES (CALLABLE) DTD 05/04/2020 0.450% 05/04/2023	3134GVRD2	50,000,000.00	(50,000,000.00)	0.00	(50,000,000.00)			
	05/05/20	05/06/20	NORDEA BANK ABP NEW YORK CERT DEPOS	65558TX8	50,000,000.00	(50,000,000.00)	0.00	(50,000,000.00)			
	05/05/20	05/06/20	US BANK NATL ASSOC CERT DEPOS DTD 05/06/2020 0.300% 11/04/2020	90333V3M0	25,000,000.00	(25,000,000.00)	0.00	(25,000,000.00)			
	05/05/20	05/06/20	NORDEA BANK ABP NEW YORK CERT DEPOS	65558TXW0	50,000,000.00	(50,000,000.00)	0.00	(50,000,000.00)			
	05/05/20	05/06/20	US BANK NATL ASSOC CERT DEPOS DTD 05/06/2020 0.320% 02/01/2021	90333V3L2	50,000,000.00	(50,000,000.00)	0.00	(50,000,000.00)			
	05/05/20	05/07/20	FREDDIE MAC NOTES DTD 05/07/2020 0.375% 05/05/2023	3137EAER6	100,000,000.00	(99,958,000.00)	0.00	(99,958,000.00)			
	05/05/20	05/07/20	SWEDBANK NY CERT DEPOS DTD 05/07/2020 0.250% 11/09/2020	87019VE52	25,000,000.00	(25,000,000.00)	0.00	(25,000,000.00)			
	05/06/20	05/07/20	JP MORGAN SECURITIES LLC COMM PAPER	46640PLJ0	25,000,000.00	(24,952,604.17)	0.00	(24,952,604.17)			
	05/06/20	05/08/20	COOPERATIVE RABOBANK U.A. COMM PAPER	21687AK85	25,000,000.00	(24,971,312.50)	0.00	(24,971,312.50)			
	05/06/20	05/08/20	COOPERATIVE RABOBANK U.A. COMM PAPER	21687AKE2	25,000,000.00	(24,970,187.50)	0.00	(24,970,187.50)			
	05/06/20	05/08/20	COOPERATIVE RABOBANK U.A. COMM PAPER	21687AK28	25,000,000.00	(24,972,437.50)	0.00	(24,972,437.50)			



Managed Account Security Transactions & Interest

For the Month Ending **May 31, 2020**

SAN BERNARDINO COUNTY - 76990800

Transaction Type	Trade	Settle	Security Description	CUSIP	Par	Principal Proceeds	Accrued Interest	Total	Realized G/L Cost	Realized G/L Amort Cost	Sale Method
BUY											
	05/07/20	05/08/20	TORONTO DOMINION BANK NY CERT DEPOS	89114NKP9	50,000,000.00	(50,000,000.00)	0.00	(50,000,000.00)			
			DTD 05/08/2020 0.210% 09/09/2020								
	05/12/20	05/13/20	BNP PARIBAS NY BRANCH COMM PAPER	09659BHS2	40,000,000.00	(39,973,166.67)	0.00	(39,973,166.67)			
			DTD 05/13/2020 0.000% 08/26/2020								
	05/12/20	05/13/20	TORONTO DOMINION BANK NY CERT DEPOS	89114NKP9	50,000,000.00	(50,000,000.00)	0.00	(50,000,000.00)			
			DTD 05/13/2020 0.310% 12/16/2020								
	05/12/20	05/20/20	FHLMC (CALLABLE) NOTES	3134GVTN8	25,000,000.00	(24,990,000.00)	0.00	(24,990,000.00)			
			DTD 05/20/2020 0.560% 05/20/2024								
	05/12/20	05/20/20	FHLMC (CALLABLE) NOTES	3134GVUY2	25,000,000.00	(25,000,000.00)	0.00	(25,000,000.00)			
			DTD 05/20/2020 0.510% 05/20/2024								
	05/13/20	05/14/20	COOPERATIVE RABOBANK U.A. COMM PAPER	21687AP15	50,000,000.00	(49,879,458.33)	0.00	(49,879,458.33)			
			DTD 05/14/2020 0.000% 02/01/2021								
	05/13/20	05/15/20	US BANK NA CINCINNATI FLOATING CORP NOT	90331HPD9	10,000,000.00	(9,933,800.00)	(47,761.88)	(9,981,561.88)			
			DTD 05/23/2019 0.799% 05/23/2022								
	05/14/20	05/18/20	US BANK NA CINCINNATI FLOATING CORP NOT	90331HPD9	10,000,000.00	(9,932,700.00)	(49,530.83)	(9,982,230.83)			
			DTD 05/23/2019 0.799% 05/23/2022								
	05/18/20	05/20/20	FHLMC (CALLABLE) NOTES	3134GVXC7	25,000,000.00	(25,000,000.00)	0.00	(25,000,000.00)			
			DTD 05/20/2020 0.500% 05/20/2024								
	05/18/20	05/20/20	FHLMC (CALLABLE) NOTES	3134GVXD5	25,000,000.00	(25,000,000.00)	0.00	(25,000,000.00)			
			DTD 05/20/2020 0.590% 05/20/2024								
	05/19/20	05/20/20	TORONTO DOMINION BANK NY CERT DEPOS	89114NKP9	50,000,000.00	(50,000,000.00)	0.00	(50,000,000.00)			
			DTD 05/20/2020 0.260% 01/04/2021								
	05/19/20	05/20/20	ROYAL BANK OF CANADA NY CERT DEPOS	78012UWD3	50,000,000.00	(50,000,000.00)	0.00	(50,000,000.00)			
			DTD 05/20/2020 0.310% 05/03/2021								
	05/19/20	05/20/20	NORDEA BANK ABP NEW YORK CERT DEPOS	65558TYQ2	50,000,000.00	(50,000,000.00)	0.00	(50,000,000.00)			
			DTD 05/20/2020 0.380% 05/19/2021								



Managed Account Security Transactions & Interest

For the Month Ending **May 31, 2020**

SAN BERNARDINO COUNTY - 76990800

Transaction Type	Trade	Settle	Security Description	CUSIP	Par	Principal Proceeds	Accrued Interest	Total	Realized G/L Cost	Realized G/L Amort Cost	Sale Method
BUY											
	05/20/20	05/22/20	FANNIE MAE NOTES DTD 05/22/2020 0.250% 05/22/2023	3135G04Q3	100,000,000.00	(99,699,000.00)	0.00	(99,699,000.00)			
	05/21/20	05/21/20	CALIFORNIA ASSET MANAGEMENT PROGRAM	CAMPMF025	18,000,000.00	(18,000,000.00)	0.00	(18,000,000.00)			
	05/27/20	05/27/20	FIDELITY GOV'T MM FUND 2642	31607A703	210,000,000.00	(210,000,000.00)	0.00	(210,000,000.00)			
	05/27/20	05/27/20	FEDERATED GOVT OBLIGATIONS FUND	608919718	150,000,000.00	(150,000,000.00)	0.00	(150,000,000.00)			
Transaction Type Sub-Total					1,513,000,000.00	(1,512,105,666.67)	(97,292.71)	(1,512,202,959.38)			
INTEREST											
	05/10/20	05/10/20	JOHNSON & JOHNSON CORP NOTE DTD 11/10/2017 1.950% 11/10/2020	478160CH5	3,000,000.00	0.00	29,250.00	29,250.00			
	05/15/20	05/15/20	TAOT 2020-A A3 DTD 02/12/2020 1.660% 05/15/2024	89232HAC9	15,000,000.00	0.00	20,750.00	20,750.00			
	05/15/20	05/15/20	JDOT 2019-B A3 DTD 07/24/2019 2.210% 12/15/2023	477870AC3	2,500,000.00	0.00	4,604.17	4,604.17			
	05/15/20	05/15/20	TAOT 2019-A A3 DTD 02/13/2019 2.910% 07/15/2023	89239AAD5	8,000,000.00	0.00	19,400.00	19,400.00			
	05/15/20	05/15/20	MBALT 2020-A A3 DTD 01/29/2020 1.840% 12/15/2022	58770FAC6	5,000,000.00	0.00	7,666.67	7,666.67			
	05/15/20	05/15/20	US TREASURY NOTES DTD 05/15/2015 2.125% 05/15/2025	912828XB1	50,000,000.00	0.00	531,250.00	531,250.00			
	05/15/20	05/15/20	US TREASURY NOTES DTD 05/15/2014 2.500% 05/15/2024	912828WJ5	100,000,000.00	0.00	1,250,000.00	1,250,000.00			
	05/15/20	05/15/20	MBALT 2020-A A2 DTD 01/29/2020 1.820% 03/15/2022	58770FAB8	0.00	0.00	4,550.00	4,550.00			
	05/15/20	05/15/20	JDOT 2019-A A2 DTD 03/13/2019 2.850% 12/15/2021	47789JAB2	3,589,245.14	0.00	6,505.16	6,505.16			
	05/15/20	05/15/20	MBALT 2019-B A2 DTD 11/20/2019 2.010% 12/15/2021	58769QAB7	3,000,000.00	0.00	4,880.41	4,880.41			
	05/15/20	05/15/20	MBART 2019-1 A2A DTD 09/25/2019 2.040% 06/15/2022	58769TAB1	6,500,000.00	0.00	10,609.23	10,609.23			
	05/15/20	05/15/20	CHAIT 2020-A1 A1 DTD 02/18/2020 1.530% 01/15/2025	161571HP2	8,000,000.00	0.00	10,200.00	10,200.00			



Managed Account Security Transactions & Interest

For the Month Ending **May 31, 2020**

SAN BERNARDINO COUNTY - 76990800

Transaction Type	Trade	Settle	Security Description	CUSIP	Par	Principal Proceeds	Accrued Interest	Total	Realized G/L Cost	Realized G/L Amort Cost	Sale Method
INTEREST											
	05/15/20	05/15/20	TAOT 2019-C A2A	89238UAB6	4,250,000.00	0.00	6,530.65	6,530.65			
			DTD 08/14/2019 2.000% 04/15/2022								
	05/15/20	05/15/20	JOHN DEERE OWNER TRUST OTHER ABS	47789KAB9	4,500,000.00	0.00	3,787.50	3,787.50			
			DTD 03/11/2020 1.010% 01/15/2023								
	05/15/20	05/15/20	MBALT 2019-B A3	58769OAC5	2,500,000.00	0.00	4,166.67	4,166.67			
			DTD 11/20/2019 2.000% 10/17/2022								
	05/15/20	05/15/20	HART 2019-B A2	44891JAB4	2,500,000.00	0.00	4,020.83	4,020.83			
			DTD 11/06/2019 1.930% 07/15/2022								
	05/15/20	05/15/20	JDOT 2019-A A3	47789JAD8	4,500,000.00	0.00	10,912.50	10,912.50			
			DTD 03/13/2019 2.910% 07/15/2023								
	05/15/20	05/15/20	TAOT 2019-C A3	89238UAD2	5,000,000.00	0.00	7,958.34	7,958.34			
			DTD 08/14/2019 1.910% 09/15/2023								
	05/15/20	05/15/20	TAOT 2019-D A2	89233MAB9	7,000,000.00	0.00	11,200.00	11,200.00			
			DTD 11/13/2019 1.920% 07/15/2022								
	05/15/20	05/15/20	MBART 2019-1 A3	58769TAD7	7,000,000.00	0.00	11,316.67	11,316.67			
			DTD 09/25/2019 1.930% 03/15/2024								
	05/15/20	05/15/20	HART 2019-B A3	44891JAC2	3,750,000.00	0.00	6,062.50	6,062.50			
			DTD 11/06/2019 1.940% 02/15/2024								
	05/15/20	05/15/20	BAACT 2018-A2 A2	05522RCZ9	10,000,000.00	0.00	25,000.00	25,000.00			
			DTD 05/17/2018 3.000% 09/15/2023								
	05/15/20	05/15/20	TAOT 2019-B A2A	89239JAB0	9,702,695.93	0.00	17,262.91	17,262.91			
			DTD 05/08/2019 2.590% 02/15/2022								
	05/15/20	05/15/20	CHAIT 2012-A7 A7	161571FO2	10,000,000.00	0.00	18,000.00	18,000.00			
			DTD 10/09/2012 2.160% 09/15/2024								
	05/15/20	05/15/20	TAOT 2019-B A3	89239JAD6	5,000,000.00	0.00	10,708.34	10,708.34			
			DTD 05/08/2019 2.570% 08/15/2023								
	05/15/20	05/15/20	HAROT 2019-3 A3	43815NAC8	4,750,000.00	0.00	7,045.83	7,045.83			
			DTD 08/27/2019 1.780% 08/15/2023								
	05/15/20	05/15/20	TAOT 2019-A A2A	89239AAB9	2,431,981.05	0.00	4,352.59	4,352.59			
			DTD 02/13/2019 2.830% 10/15/2021								
	05/15/20	05/15/20	TAOT 2019-D A3	89233MAD5	4,500,000.00	0.00	7,200.00	7,200.00			
			DTD 11/13/2019 1.920% 01/16/2024								



Managed Account Security Transactions & Interest

For the Month Ending **May 31, 2020**

SAN BERNARDINO COUNTY - 76990800

Transaction Type	Trade	Settle	Security Description	CUSIP	Par	Principal Proceeds	Accrued Interest	Total	Realized G/L Cost	Realized G/L Amort Cost	Sale Method
INTEREST											
	05/15/20	05/15/20	TAOT 2020-A A2	89232HAB1	12,000,000.00	0.00	16,700.00	16,700.00			
			DTD 02/12/2020 1.670% 11/15/2022								
	05/15/20	05/15/20	HAROT 2019-3 A2	43815NAB0	4,500,000.00	0.00	7,125.00	7,125.00			
			DTD 08/27/2019 1.900% 04/15/2022								
	05/15/20	05/15/20	JOHN DEERE OWNER TRUST	47789KAC7	5,000,000.00	0.00	4,583.34	4,583.34			
			DTD 03/11/2020 1.100% 08/15/2024								
	05/16/20	05/16/20	JOHN DEERE OWNER TRUST	477870ABS	5,000,000.00	0.00	8,369.09	8,369.09			
			DTD 07/24/2019 2.280% 05/16/2022								
	05/16/20	05/16/20	US BANK BANK NOTE (CALLABLE)	90331HNX7	10,000,000.00	0.00	172,500.00	172,500.00			
			DTD 11/16/2018 3.450% 11/16/2021								
	05/17/20	05/17/20	FHLMC NOTES	3137EAEK1	50,000,000.00	0.00	468,750.00	468,750.00			
			DTD 11/15/2017 1.875% 11/17/2020								
	05/18/20	05/18/20	HAROT 2019-1 A3	43814WAC9	4,000,000.00	0.00	9,433.33	9,433.33			
			DTD 02/27/2019 2.830% 03/20/2023								
	05/18/20	05/18/20	HAROT 2019-4 A3	43813VAC2	9,000,000.00	0.00	13,725.00	13,725.00			
			DTD 11/26/2019 1.830% 01/18/2024								
	05/18/20	05/18/20	HAROT 2019-4 A2	43813VAB4	8,000,000.00	0.00	12,400.00	12,400.00			
			DTD 11/26/2019 1.860% 06/20/2022								
	05/18/20	05/18/20	HAROT 2019-1 A2	43814WAB1	4,546,478.07	0.00	8,080.62	8,080.62			
			DTD 02/27/2019 2.750% 09/20/2021								
	05/19/20	05/19/20	FEDERAL HOME LOAN BANKS NOTES	3130AHJY0	30,000,000.00	0.00	258,645.84	258,645.84			
			DTD 11/08/2019 1.625% 11/19/2021								
	05/21/20	05/21/20	HAROT 2020-1 A3	43813RAC1	10,000,000.00	0.00	13,416.67	13,416.67			
			DTD 02/26/2020 1.610% 04/22/2024								
	05/21/20	05/21/20	HAROT 2019-2 A2	43815MAB2	10,643,383.34	0.00	18,734.01	18,734.01			
			DTD 05/29/2019 2.570% 12/21/2021								
	05/21/20	05/21/20	HAROT 2020-1 A2	43813RAB3	8,500,000.00	0.00	11,545.83	11,545.83			
			DTD 02/26/2020 1.630% 10/21/2022								
	05/21/20	05/21/20	HAROT 2019-2 A3	43815MAC0	8,500,000.00	0.00	17,850.00	17,850.00			
			DTD 05/29/2019 2.520% 06/21/2023								
	05/23/20	05/23/20	US BANK NA CINCINNATI (CALLABLE) CORP NT	90331HPC1	7,000,000.00	0.00	92,750.00	92,750.00			
			DTD 05/23/2019 2.650% 05/23/2022								



Managed Account Security Transactions & Interest

For the Month Ending **May 31, 2020**

SAN BERNARDINO COUNTY - 76990800

Transaction Type	Trade	Settle	Security Description	CUSIP	Par	Principal Proceeds	Accrued Interest	Total	Realized G/L Cost	Realized G/L Amort Cost	Sale Method
INTEREST											
	05/24/20	05/24/20	INTER-AMERICAN DEVEL BK CORPORATE NOTES	4581X0DM7	20,000,000.00	0.00	8,333.34	8,333.34			
			DTD 04/24/2020 0.500% 05/24/2023								
	05/26/20	05/26/20	FEDERAL FARM CREDIT BANK NOTES	3133EJW70	75,000,000.00	0.00	1,078,125.00	1,078,125.00			
			DTD 11/26/2018 2.875% 05/26/2021								
	05/26/20	05/26/20	US BANK NA CINCINNATI FLOATING CORP NOT	90333HPD9	20,000,000.00	0.00	108,496.12	108,496.12			
			DTD 05/23/2019 0.799% 05/23/2022								
	05/29/20	05/29/20	FEDERATED GOVT OBLIGATIONS FUND	608919718	0.00	0.00	65,501.82	65,501.82			
			STONECASTLE FICA	FICAMF003	0.00	0.00	12,123.29	12,123.29			
	05/29/20	05/29/20	BANK OF THE WEST MONEY MARKET FUND	BKOFWEST7	0.00	0.00	110,109.29	110,109.29			
			CALIFORNIA ASSET MANAGEMENT PROGRAM	CAMPMF025	0.00	0.00	162,878.19	162,878.19			
	05/29/20	05/29/20	FIDELITY GOVT MM FUND 2642	31607A703	0.00	0.00	45,433.56	45,433.56			
			US TREASURY N/B NOTES	912828R69	50,000,000.00	0.00	406,250.00	406,250.00			
	05/31/20	05/31/20	US TREASURY NOTES	912828WN6	50,000,000.00	0.00	500,000.00	500,000.00			
			DTD 05/31/2016 1.625% 05/31/2023								
	05/31/20	05/31/20	US TREASURY NOTES	912828M98	25,000,000.00	0.00	203,125.00	203,125.00			
			DTD 11/30/2015 1.625% 11/30/2020								
	05/31/20	05/31/20	US TREASURY NOTES	912828G53	25,000,000.00	0.00	234,375.00	234,375.00			
			DTD 12/01/2014 1.875% 11/30/2021								
	05/31/20	05/31/20	US TREASURY NOTES	912828R77	25,000,000.00	0.00	171,875.00	171,875.00			
			DTD 05/31/2016 1.375% 05/31/2021								
Transaction Type Sub-Total					768,663,783.53	0.00	6,296,425.31	6,296,425.31			

MATURITY											
	05/01/20	05/01/20	INTL BANK OF RECON AND DEV DISC NOTE	459052WG7	50,000,000.00	50,000,000.00	0.00	50,000,000.00	1,060,944.44	0.00	
			DTD 05/01/2019 0.000% 05/01/2020								
	05/01/20	05/01/20	INTL BANK OF RECON AND DEV DISC NOTE	459052WG7	50,000,000.00	50,000,000.00	0.00	50,000,000.00	1,054,500.00	0.00	
			DTD 05/01/2019 0.000% 05/01/2020								



Managed Account Security Transactions & Interest

For the Month Ending **May 31, 2020**

SAN BERNARDINO COUNTY - 76990800

Transaction Type	Trade	Settle	Security Description	CUSIP	Par	Principal Proceeds	Accrued Interest	Total	Realized G/L Cost	Realized G/L Amort Cost	Sale Method
MATURITY											
	05/01/20	05/01/20	SVENSKA HANDELSBANKEN NY CERT DEPOS	86959REX4	50,000,000.00	50,000,000.00	228,250.00	50,228,250.00	0.00	0.00	
	05/04/20	05/04/20	IBRD DISCOUNT NOTE	459052WK8	30,000,000.00	30,000,000.00	0.00	30,000,000.00	67,683.33	0.00	
	05/06/20	05/06/20	TOYOTA MOTOR CREDIT CORP COMM PAPER	89233GE69	35,000,000.00	35,000,000.00	0.00	35,000,000.00	265,825.00	0.00	
	05/06/20	05/06/20	NORDEA BANK ABP NEW YORK CERT DEPOS	65558TRD9	25,000,000.00	25,000,000.00	188,854.18	25,188,854.18	0.00	0.00	
	05/07/20	05/07/20	NORDEA BANK ABP NEW YORK CERT DEPOS	65558TRG2	25,000,000.00	25,000,000.00	190,138.90	25,190,138.90	0.00	0.00	
	05/07/20	05/07/20	BNP PARIBAS NY BRANCH COMM PAPER	09659BE71	50,000,000.00	50,000,000.00	0.00	50,000,000.00	211,833.33	0.00	
	05/08/20	05/08/20	FFCB BONDS	3133EHJA2	25,000,000.00	25,000,000.00	193,750.00	25,193,750.00	13,725.00	0.00	
	05/12/20	05/12/20	INTER-AMERICAN DEVEL BK NOTE	4581X0CX4	25,000,000.00	25,000,000.00	203,125.00	25,203,125.00	59,250.00	0.00	
	05/20/20	05/20/20	FEDERAL FARM CREDIT BANKS DISC NOTE	313312XB1	30,698,000.00	30,698,000.00	0.00	30,698,000.00	545,349.97	0.00	
	05/21/20	05/21/20	TORONTO DOMINION BANK NY CERT DEPOS	89114NFA8	50,000,000.00	50,000,000.00	328,805.55	50,328,805.55	0.00	0.00	
	05/21/20	05/21/20	BNP PARIBAS NY BRANCH COMM PAPER	09659BEM8	50,000,000.00	50,000,000.00	0.00	50,000,000.00	280,972.22	0.00	
	05/21/20	05/21/20	TOYOTA MOTOR CREDIT CORP COMM PAPER	89233GEM4	25,000,000.00	25,000,000.00	0.00	25,000,000.00	214,666.67	0.00	
	05/24/20	05/24/20	BANK OF AMERICA CORP NT (FLOAT,CALLABLE)	06050TML3	15,000,000.00	15,000,000.00	76,228.13	15,076,228.13	0.00	0.00	
			DTD 05/24/2019 2.033% 05/24/2020								



Managed Account Security Transactions & Interest

For the Month Ending **May 31, 2020**

SAN BERNARDINO COUNTY - 76990800

Transaction Type	Trade	Settle	Security Description	CUSIP	Par	Principal Proceeds	Accrued Interest	Total	Realized G/L Cost	Realized G/L Amort Cost	Sale Method
MATURITY											
05/28/20	05/28/20		FEDERAL HOME LOAN BANKS NOTES	3130AECJ7	50,000,000.00	50,000,000.00	656,250.00	50,656,250.00	18,000.00	0.00	
			DTD 05/21/2018 2.625% 05/28/2020								
05/31/20	05/31/20		US TREASURY NOTES	912828VF4	50,000,000.00	50,000,000.00	343,750.00	50,343,750.00	990,234.37	0.00	
			DTD 05/31/2013 1.375% 05/31/2020								
05/31/20	05/31/20		US TREASURY NOTES	912828XE5	50,000,000.00	50,000,000.00	375,000.00	50,375,000.00	1,033,203.12	0.00	
			DTD 06/01/2015 1.500% 05/31/2020								
Transaction Type Sub-Total					685,698,000.00	685,698,000.00	2,784,151.76	688,482,151.76	5,816,187.45	0.00	
PAYDOWNS											
05/15/20	05/15/20		TAOT 2019-B A2A	89239JAB0	750,419.74	750,419.74	0.00	750,419.74	8.10	0.00	
			DTD 05/08/2019 2.590% 02/15/2022								
05/15/20	05/15/20		TAOT 2019-C A2A	89238UAB6	317,196.03	317,196.03	0.00	317,196.03	14.75	0.00	
			DTD 08/14/2019 2.000% 04/15/2022								
05/15/20	05/15/20		HAROT 2019-3 A2	43815NAB0	223,725.38	223,725.38	0.00	223,725.38	15.66	0.00	
			DTD 08/27/2019 1.900% 04/15/2022								
05/15/20	05/15/20		MBALT 2019-B A2	58769OAB7	155,834.55	155,834.55	0.00	155,834.55	8.20	0.00	
			DTD 11/20/2019 2.010% 12/15/2021								
05/15/20	05/15/20		JDOT 2019-A A2	47789JAB2	510,517.10	510,517.10	0.00	510,517.10	23.28	0.00	
			DTD 03/13/2019 2.850% 12/15/2021								
05/15/20	05/15/20		HART 2019-B A2	44891JAB4	843.33	843.33	0.00	843.33	0.05	0.00	
			DTD 11/06/2019 1.930% 07/15/2022								
05/15/20	05/15/20		TAOT 2019-A A2A	89239AAB9	258,700.88	258,700.88	0.00	258,700.88	23.49	0.00	
			DTD 02/13/2019 2.830% 10/15/2021								
05/15/20	05/15/20		MBART 2019-1 A2A	58769TAB1	446,871.30	446,871.30	0.00	446,871.30	42.72	0.00	
			DTD 09/25/2019 2.040% 06/15/2022								
05/16/20	05/16/20		JOHN DEERE OWNER TRUST	477870AB5	792,111.45	792,111.45	0.00	792,111.45	3.01	0.00	
			DTD 07/24/2019 2.280% 05/16/2022								
05/18/20	05/18/20		HAROT 2019-1 A2	43814WAB1	456,742.33	456,742.33	0.00	456,742.33	29.41	0.00	
			DTD 02/27/2019 2.750% 09/20/2021								
05/21/20	05/21/20		HAROT 2019-2 A2	43815MAB2	861,243.96	861,243.96	0.00	861,243.96	1.38	0.00	
			DTD 05/29/2019 2.570% 12/21/2021								
Transaction Type Sub-Total					4,774,206.05	4,774,206.05	0.00	4,774,206.05	170.05	0.00	



Managed Account Security Transactions & Interest

For the Month Ending **May 31, 2020**

SAN BERNARDINO COUNTY - 76990800

Transaction Type	Trade	Settle	Security Description	CUSIP	Par	Principal Proceeds	Accrued Interest	Total	Realized G/L Cost	Realized G/L Amort Cost	Sale Method
SELL											
	05/06/20	05/06/20	FEDERATED GOVT OBLIGATIONS FUND	608919718	51,000,000.00	51,000,000.00	0.00	51,000,000.00	0.00	0.00	FIFO
	05/06/20	05/06/20	FEDERATED GOVT OBLIGATIONS FUND	608919718	13,000,000.00	13,000,000.00	0.00	13,000,000.00	0.00	0.00	FIFO
	05/06/20	05/06/20	FEDERATED GOVT OBLIGATIONS FUND	608919718	68,000,000.00	68,000,000.00	0.00	68,000,000.00	0.00	0.00	FIFO
	05/06/20	05/06/20	FEDERATED GOVT OBLIGATIONS FUND	608919718	25,000,000.00	25,000,000.00	0.00	25,000,000.00	0.00	0.00	FIFO
	05/06/20	05/06/20	FEDERATED GOVT OBLIGATIONS FUND	608919718	50,000,000.00	50,000,000.00	0.00	50,000,000.00	0.00	0.00	FIFO
	05/06/20	05/06/20	FEDERATED GOVT OBLIGATIONS FUND	608919718	99,000,000.00	99,000,000.00	0.00	99,000,000.00	0.00	0.00	FIFO
	05/06/20	05/06/20	FEDERATED GOVT OBLIGATIONS FUND	608919718	32,000,000.00	32,000,000.00	0.00	32,000,000.00	0.00	0.00	FIFO
	05/07/20	05/07/20	FIDELITY GOVT MM FUND 2642	31607A703	55,000,000.00	55,000,000.00	0.00	55,000,000.00	0.00	0.00	FIFO
	05/07/20	05/07/20	FIDELITY GOVT MM FUND 2642	31607A703	116,000,000.00	116,000,000.00	0.00	116,000,000.00	0.00	0.00	FIFO
	05/11/20	05/11/20	FEDERATED GOVT OBLIGATIONS FUND	608919718	52,000,000.00	52,000,000.00	0.00	52,000,000.00	0.00	0.00	FIFO
	05/13/20	05/13/20	FIDELITY GOVT MM FUND 2642	31607A703	84,000,000.00	84,000,000.00	0.00	84,000,000.00	0.00	0.00	FIFO
	05/13/20	05/13/20	FIDELITY GOVT MM FUND 2642	31607A703	2,000,000.00	2,000,000.00	0.00	2,000,000.00	0.00	0.00	FIFO
	05/14/20	05/14/20	FIDELITY GOVT MM FUND 2642	31607A703	60,000,000.00	60,000,000.00	0.00	60,000,000.00	0.00	0.00	FIFO
	05/20/20	05/20/20	FEDERATED GOVT OBLIGATIONS FUND	608919718	94,000,000.00	94,000,000.00	0.00	94,000,000.00	0.00	0.00	FIFO
	05/20/20	05/20/20	FIDELITY GOVT MM FUND 2642	31607A703	180,000,000.00	180,000,000.00	0.00	180,000,000.00	0.00	0.00	FIFO
	05/22/20	05/22/20	FEDERATED GOVT OBLIGATIONS FUND	608919718	87,000,000.00	87,000,000.00	0.00	87,000,000.00	0.00	0.00	FIFO
	05/22/20	05/22/20	FEDERATED GOVT OBLIGATIONS FUND	608919718	31,000,000.00	31,000,000.00	0.00	31,000,000.00	0.00	0.00	FIFO
	05/28/20	05/28/20	FIDELITY GOVT MM FUND 2642	31607A703	82,000,000.00	82,000,000.00	0.00	82,000,000.00	0.00	0.00	FIFO
	05/28/20	05/28/20	FIDELITY GOVT MM FUND 2642	31607A703	21,000,000.00	21,000,000.00	0.00	21,000,000.00	0.00	0.00	FIFO
	05/28/20	05/28/20	FIDELITY GOVT MM FUND 2642	31607A703	37,000,000.00	37,000,000.00	0.00	37,000,000.00	0.00	0.00	FIFO
Transaction Type Sub-Total					1,239,000,000.00	1,239,000,000.00	0.00	1,239,000,000.00	0.00	0.00	

Managed Account Sub-Total					417,366,539.38	1,239,000,000.00	8,983,284.36	426,349,823.74	5,816,357.50	0.00	
----------------------------------	--	--	--	--	-----------------------	-------------------------	---------------------	-----------------------	---------------------	-------------	--

Total Security Transactions					\$417,366,539.38	\$1,239,000,000.00	\$8,983,284.36	\$426,349,823.74	\$5,816,357.50	\$0.00	
------------------------------------	--	--	--	--	-------------------------	---------------------------	-----------------------	-------------------------	-----------------------	---------------	--