



Customer Service
PO Box 11813
Harrisburg, PA 17108-1813

SAN BERNARDINO COUNTY

ACCOUNT STATEMENT

For the Month Ending
November 30, 2023

Client Management Team

Kenneth Schiebel, CFA
Managing Director
213 Market Street
Harrisburg, PA 17101-2141
717-232-2723
schiebelk@pfmam.com

Danny A. Nelson
Director
800 Nicollet Mall, 4th Floor
Minneapolis, MN 55402
612-371-3747
nelsond@pfmam.com

Contents

Cover/Disclosures
Summary Statement
Individual Accounts

Accounts included in Statement

76990800 SAN BERNARDINO COUNTY

SAN BERNARDINO COUNTY
PARTH BHATT
268 WEST HOSPITALITY LANE
FIRST FLOOR
SAN BERNARDINO, CA 92415-0360

Online Access <https://www.pfmam.com> **Customer Service** 1-717-232-2723

Important Disclosures

Important Disclosures

This statement is for general information purposes only and is not intended to provide specific advice or recommendations. PFM Asset Management LLC ("PFMAM") is an investment adviser registered with the U.S. Securities and Exchange Commission and a subsidiary of U.S. Bancorp Asset Management, Inc. ("USBAM"). USBAM is a subsidiary of U.S. Bank National Association ("U.S. Bank"). U.S. Bank is a separate entity and subsidiary of U.S. Bancorp. U.S. Bank is not responsible for and does not guarantee the products, services or performance of PFMAM. PFMAM maintains a written disclosure statement of our background and business experience. If you would like to receive a copy of our current disclosure statement, please contact Service Operations at the address below.

Proxy Voting PFMAM does not normally receive proxies to vote on behalf of its clients. However, it does on occasion receive consent requests. In the event a consent request is received the portfolio manager contacts the client and then proceeds according to their instructions. PFMAM's Proxy Voting Policy is available upon request by contacting Service Operations at the address below.

Questions About an Account PFMAM's monthly statement is intended to detail our investment advisory activity as well as the activity of any accounts held by clients in pools that are managed by PFMAM. The custodian bank maintains the control of assets and executes (i.e., settles) all investment transactions. The custodian statement is the official record of security and cash holdings and transactions. PFMAM recognizes that clients may use these reports to facilitate record keeping and that the custodian bank statement and the PFMAM statement should be reconciled and differences resolved. Many custodians use a settlement date basis which may result in the need to reconcile due to a timing difference.

Account Control PFMAM does not have the authority to withdraw funds from or deposit funds to the custodian outside the scope of services provided by PFMAM. Our clients retain responsibility for their internal accounting policies; implementing and enforcing internal controls and generating ledger entries or otherwise recording transactions.

Market Value Generally, PFMAM's market prices are derived from closing bid prices as of the last business day of the month as supplied by Refinitiv or Bloomberg. For certain short-term investments or where prices are not available from generally recognized sources the securities are priced using a yield-based matrix system to arrive at an estimated market value. Prices that fall between data points are interpolated. PFMAM believes the prices to be reliable, the values of the securities may not represent the prices at which the securities could have been bought or sold. Explanation of the valuation methods for a registered investment company or local government investment program is contained in the appropriate fund offering documentation or information statement.

Amortized Cost The original cost of the principal of the security is adjusted for the amount of the periodic reduction of any discount or premium from the purchase date until the date of the report. Discount or premium with respect to short term securities (those with less than one year to maturity at time of issuance) is amortized on a straightline basis. Such discount or premium with respect to longer term securities is amortized using the constant yield basis.

PFM Fund Distributors, Inc. (PFMFD), a wholly-owned broker dealer subsidiary of PFM Asset Management LLC, is registered with the U.S. Securities and Exchange Commission (SEC) and is subject to the Rules of the Municipal Securities Rulemaking Board (MSRB) as it relates to the distribution of shares of local government investment pools. PFMFD is required to inform you of the availability of the MSRB Investor Brochure which describes the protections that may be provided by the MSRB rules and how to file a complaint with an appropriate regulatory authority. The MSRB Investor Brochure can be found on the MSRB's website at www.msrb.org.

Tax Reporting Cost data and realized gains / losses are provided for informational purposes only. Please review for accuracy and consult your tax advisor to determine the tax consequences of your security transactions. PFMAM does not report such information to the IRS or other taxing authorities and is not responsible for the accuracy of such information that may be required to be reported to federal, state or other taxing authorities.

Financial Situation In order to better serve you, PFMAM should be promptly notified of any material change in your investment objective or financial situation.

Callable Securities Securities subject to redemption prior to maturity may be redeemed in whole or in part before maturity, which could affect the yield represented. **Portfolio** The securities in this portfolio, including shares of mutual funds, are not guaranteed or otherwise protected by PFMAM, the FDIC (except for certain non-negotiable certificates of deposit) or any government agency. Investment in securities involves risks, including the possible loss of the amount invested. Actual settlement values, accrued interest, and amortized cost amounts may vary for securities subject to an adjustable interest rate or subject to principal paydowns. Any changes to the values shown may be reflected within the next monthly statement's beginning values.

Rating Information provided for ratings is based upon a good faith inquiry of selected sources, but its accuracy and completeness cannot be guaranteed. Shares of some local government investment programs and TERM funds are marketed through representatives of PFMAM's affiliate, PFM Fund Distributors, Inc. which is registered with the SEC as a broker/dealer and is a member of the Financial Industry Regulatory Authority ("FINRA") and the Municipal Securities Rulemaking Board ("MSRB"). You may reach the FINRA by calling the FINRA Hotline at 1-800-289-9999 or at the FINRA website address <https://www.finra.org/investors/investor-contacts>. A brochure describing the FINRA Regulation Public Disclosure Program is also available from FINRA upon request.

Key Terms and Definitions
Dividends on local government investment program funds consist of interest earned, plus any discount ratably amortized to the date of maturity, plus all realized gains and losses on the sale of securities prior to maturity, less ratably amortization of any premium and all accrued expenses to the fund. Dividends are accrued daily and may be paid either monthly or quarterly. The monthly earnings on this statement represent the estimated dividend accrued for the month for any program that distributes earnings on a quarterly basis. There is no guarantee that the estimated amount will be paid on the actual distribution date.

Current Yield is the net change, exclusive of capital changes and income other than investment income, in the value of a hypothetical fund account with a balance of one share over the seven-day base period including the statement date, expressed as a percentage of the value of one share (normally \$1.00 per share) at the beginning of the seven-day period. This resulting net change in account value is then annualized by multiplying it by

365 and dividing the result by 7. The yields quoted should not be considered a representation of the yield of the fund in the future, since the yield is not fixed. **Average maturity** represents the average maturity of all securities and investments of a portfolio, determined by multiplying the par or principal value of each security or investment by its maturity (days or years), summing the products, and dividing the sum by the total principal value of the portfolio. The stated maturity date of mortgage backed or callable securities are used in this statement. However the actual maturity of these securities could vary depending on the level or prepayments on the underlying mortgages or whether a callable security has or is still able to be called.

Monthly distribution yield represents the net change in the value of one share (normally \$1.00 per share) resulting from all dividends declared during the month by a fund expressed as a percentage of the value of one share at the beginning of the month. This resulting net change is then annualized by multiplying it by 365 and dividing it by the number of calendar days in the month.

YTM at Cost The yield to maturity at cost is the expected rate of return, based on the original cost, the annual interest receipts, maturity value and the time period from purchase date to maturity, stated as a percentage, on an annualized basis.

YTM at Market The yield to maturity at market is the rate of return, based on the current market value, the annual interest receipts, maturity value and the time period remaining until maturity, stated as a percentage, on an annualized basis. **Managed Account** A portfolio of investments managed discretely by PFMAM according to the client's specific investment policy and requirements. The investments are directly owned by the client and held by the client's custodian. **Unsettled Trade** A trade which has been executed however the final consummation of the security transaction and payment has not yet taken place.

Please review the detail pages of this statement carefully. If you think your statement is wrong, missing account information, or if you need more information about a transaction, please contact PFMAM within 60 days of receipt. If you have other concerns or questions regarding your account, or to request an updated copy of PFMAM's current disclosure statement, please contact a member of your client management team at PFMAM Service Operations at the address below.

PFM Asset Management LLC
Attn: Service Operations
213 Market Street
Harrisburg, PA 17101

NOT FDIC INSURED NO BANK GUARANTEE MAY LOSE VALUE

Consolidated Summary Statement

SAN BERNARDINO COUNTY

Portfolio Summary

Portfolio Holdings	Cash Dividends and Income	Closing Market Value
PFMAM Managed Account	37,145,859.94	13,117,378,546.60
Cash Balance	0.00	168,139,735.72
Total	\$37,145,859.94	\$13,285,518,282.32

Investment Allocation

Investment Type	Closing Market Value	Percent
Asset-Backed Security	913,308,955.94	6.87
Federal Agency Discount Note	94,126,853.08	0.71
Federal Agency Bond / Note	2,900,496,813.59	21.83
Corporate Note	721,278,219.48	5.43
Bank Note	20,049,840.00	0.15
Certificate of Deposit	199,801,508.40	1.50
Federal Agency Commercial Mortgage-Backed Securities	1,873,170,310.96	14.10
Commercial Paper	1,176,813,739.60	8.86
Federally Insured Cash Account	22,169.05	0.00
Joint Powers Authority	614,000,000.00	4.62
Money Market Mutual Fund	410,000,000.00	3.09
Federal Agency Mortgage-Backed Security	815,995,299.30	6.14
Corporate Note	49,020,375.00	0.37
Repurchase Agreement	99,999,028.70	0.75
Supra-National Agency Bond / Note	116,660,926.00	0.88
Supra-National Discount Note	97,758,700.00	0.74
U.S. Treasury Bill	49,868,000.00	0.38
U.S. Treasury Bond / Note	2,965,007,807.50	22.31
Cash Balance	168,139,735.72	1.27
Total	\$13,285,518,282.32	100.00%

Consolidated Summary Statement

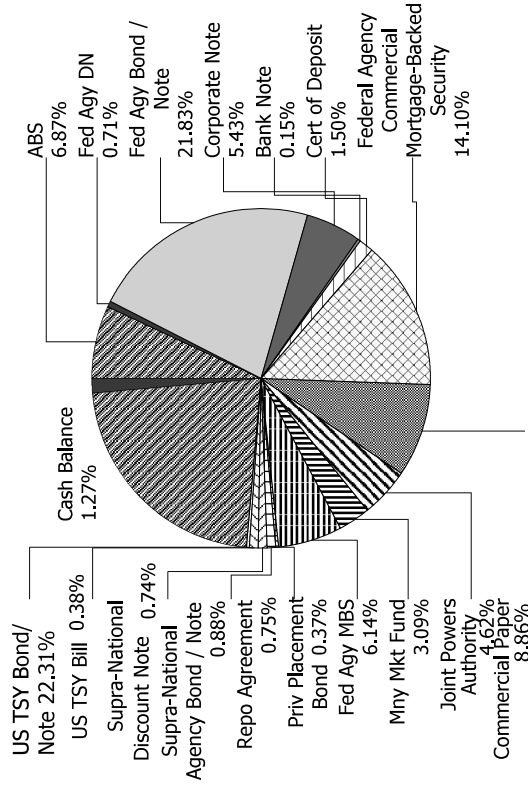
SAN BERNARDINO COUNTY

Maturity Distribution (Fixed Income Holdings)

Portfolio Holdings	Closing Market Value	Percent
Under 30 days	1,720,132,560.81	12.94
31 to 60 days	444,546,703.64	3.35
61 to 90 days	684,364,559.58	5.15
91 to 180 days	1,276,494,685.26	9.61
181 days to 1 year	1,919,305,777.71	14.45
1 to 2 years	2,764,980,693.57	20.81
2 to 3 years	1,358,988,782.58	10.23
3 to 4 years	1,162,013,667.61	8.75
4 to 5 years	1,438,071,302.35	10.82
Over 5 years	516,619,549.21	3.89
Total	\$13,285,518,282.32	100.00%

Weighted Average Days to Maturity 643

Sector Allocation





Managed Account Summary Statement

For the Month Ending **November 30, 2023**

SAN BERNARDINO COUNTY - 76990800

Transaction Summary - Managed Account

Opening Market Value

Maturities/Calls	\$12,953,202,644.50
Principal Dispositions	(1,157,672,402.18)
Principal Acquisitions	(859,000,000.00)
Unsettled Trades	2,023,773,027.57
Change in Current Value	48,945,916.67
	108,129,360.04

Closing Market Value

\$13,117,378,546.60

Cash Transactions Summary - Managed Account

Maturities/Calls	1,111,113,972.22
Sale Proceeds	859,000,000.00
Coupon/Interest/Dividend Income	26,954,188.85
Principal Payments	48,822,402.18
Security Purchases	(2,024,020,133.41)
Net Cash Contribution	(21,870,429.84)
Reconciling Transactions	0.00

Earnings Reconciliation (Cash Basis) - Managed Account

Interest/Dividends/Coupons Received	29,218,161.07
Less Purchased Interest Related to Interest/Coupons	(247,105.84)
Plus Net Realized Gains/Losses	8,174,804.71

Total Cash Basis Earnings

\$37,145,859.94

Cash Balance

Closing Cash Balance \$0.00

Earnings Reconciliation (Accrual Basis)

	Total
Ending Amortized Value of Securities	13,324,374,440.82
Ending Accrued Interest	55,342,220.74
Plus Proceeds from Sales	859,000,000.00
Plus Proceeds of Maturities/Calls/Principal Payments	1,159,936,374.40
Plus Coupons/Dividends Received	26,954,188.85
Less Cost of New Purchases	(2,072,966,050.08)
Less Beginning Amortized Value of Securities	(13,258,071,089.94)
Less Beginning Accrued Interest	(54,550,915.42)

Total Accrual Basis Earnings

\$40,019,169.37

SAN BERNARDINO COUNTY - 76990800

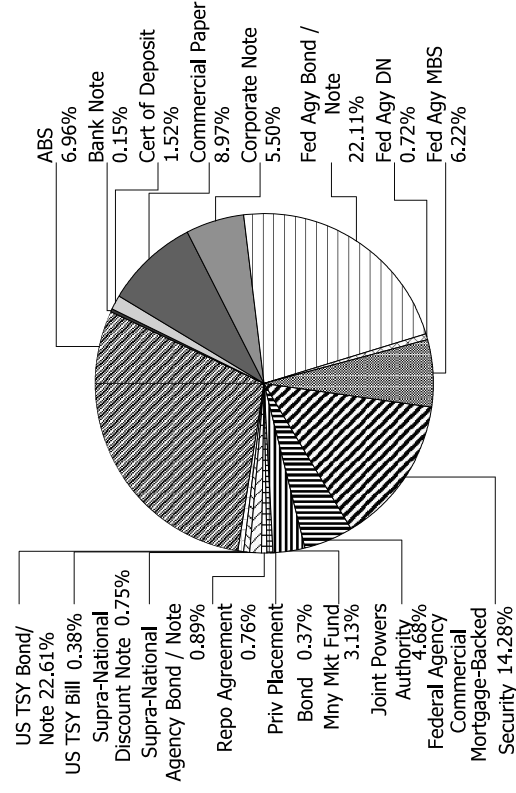
Account Summary

Description	Par Value	Market Value	Percent
U.S. Treasury Bond / Note	3,125,000,000.00	2,965,007,807.50	22.61
U.S. Treasury Bill	50,000,000.00	49,868,000.00	0.38
Supra-National Discount Note	100,000,000.00	97,758,700.00	0.75
Supra-National Agency Bond / Note	118,000,000.00	116,660,926.00	0.89
Repurchase Agreement	100,000,000.00	99,999,028.70	0.76
Money Market Mutual Fund	410,000,000.00	410,000,000.00	3.13
Joint Powers Authority	614,000,000.00	614,000,000.00	4.68
Federally Insured Cash Account	22,169.05	22,169.05	0.00
Federal Agency Mortgage-Backed Security	839,023,000.00	815,995,299.30	6.22
Federal Agency Discount Note	94,538,000.00	94,126,853.08	0.72
Federal Agency Commercial Mortgage-Backed Security	1,942,176,616.92	1,873,170,310.96	14.28
Federal Agency Bond / Note	3,019,282,000.00	2,900,496,813.59	22.11
Corporate Note	783,957,000.00	770,298,594.48	5.87
Commercial Paper	1,190,470,000.00	1,176,813,739.60	8.97
Certificate of Deposit	200,000,000.00	199,801,508.40	1.52
Bank Note	20,000,000.00	20,049,840.00	0.15
Asset-Backed Security	921,613,545.32	913,308,955.94	6.96
Managed Account Sub-Total	13,528,082,331.2913	13,378,546.60	100.00%
Accrued Interest		55,342,220.74	
Total Portfolio	13,528,082,331.2913	13,433,888.84	

Unsettled Trades

50,000,000.00 48,913,850.00

Sector Allocation

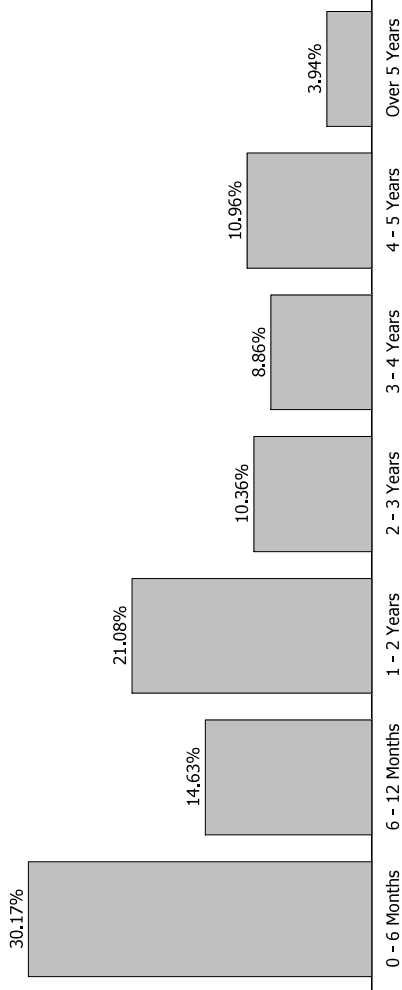


Portfolio Summary and Statistics

For the Month Ending **November 30, 2023**

SAN BERNARDINO COUNTY - 76990800

Maturity Distribution



Characteristics

Yield to Maturity at Cost	3.94%
Yield to Maturity at Market	5.16%
Weighted Average Days to Maturity	651

Managed Account Issuer Summary

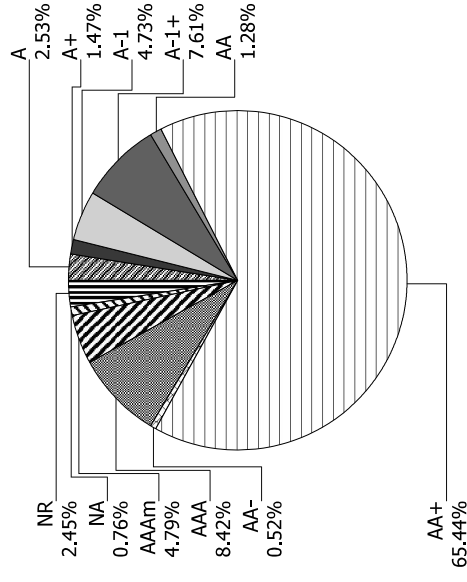
For the Month Ending **November 30, 2023**

SAN BERNARDINO COUNTY - 76990800

Issuer Summary

Credit Quality (S&P Ratings)

Issuer	Market Value of Holdings	Percent
AMAZON.COM INC	147,795,625.00	1.13
AMERICAN EXPRESS CO	66,224,230.90	0.50
APPLE INC	29,778,270.00	0.23
BANK OF AMERICA CO	49,503,700.00	0.38
BMW FINANCIAL SERVICES NA LLC	18,775,729.17	0.14
BMW VEHICLE OWNER TRUST	20,153,028.62	0.15
CAMP	604,000,000.00	4.60
CANTOR FITZGERALD	99,999,028.70	0.76
CAPITAL ONE FINANCIAL CORP	49,233,920.00	0.38
CHARTIOT FUNDING LLC	49,776,000.00	0.38
CHARTA LLC	49,700,150.00	0.38
CRC FUNDING LLC	122,955,475.00	0.94
DEERE & COMPANY	109,700,651.00	0.84
DISCOVER FINANCIAL SERVICES	68,952,569.50	0.53
FANNIE MAE	496,465,498.75	3.78
FEDERAL FARM CREDIT BANKS	527,789,762.36	4.02
FEDERAL HOME LOAN BANKS	1,718,769,795.81	13.10
FEDERATED GOVT OBLIGATIONS FUNDS	13,000,000.00	0.10
FIDELITY TREASURY MF	395,000,000.00	3.01
FORD CREDIT AUTO OWNER TRUST	4,250,527.85	0.03
FREDDIE MAC	2,940,764,220.01	22.41
GM FINANCIAL CONSUMER AUTOMOBILE TRUST	13,030,540.73	0.10
HONDA AUTO RECEIVABLES	59,219,318.50	0.45
HYUNDAI AUTO RECEIVABLES	140,544,188.89	1.07
INTER-AMERICAN DEVELOPMENT BANK	74,204,010.00	0.57
INTERNATIONAL FINANCE CORPORATION	19,574,260.00	0.15
INTL BANK OF RECONSTRUCTION AND DEV	120,641,356.00	0.92
INVESTMENT TRUST OF CALIFORNIA	10,000,000.00	0.08
JOHN DEERE OWNER TRUST	142,725,091.17	1.09
JP MORGAN CHASE & CO	49,282,550.00	0.38
JUPITER SECURITIZATION COMPANY	99,291,000.00	0.76
MERCEDES-BENZ AUTO LEASE TRUST	41,931,059.60	0.32



Managed Account Issuer Summary

SAN BERNARDINO COUNTY - 76990800

Issuer	Market Value of Holdings	Percent
MERCEDES-BENZ AUTO RECEIVABLES	51,898,429.24	0.40
METLIFE INC	311,351,589.60	2.37
MICROSOFT CORP	345,838,550.00	2.64
MORGAN STANLEY	1,000,000.00	0.01
NESTLE SA	4,919,660.00	0.04
NORTHERN TRUST	1,000,000.00	0.01
PROCTER & GAMBLE CO	9,863,400.00	0.08
STONECASTLE FICA	22,169.05	0.00
THE BANK OF NEW YORK MELLON CORPORATION	227,074,458.48	1.73
Toyota Lease Owner Trust	18,888,030.96	0.14
TOYOTA MOTOR CORP	503,388,621.31	3.84
UNITED STATES TREASURY	3,014,875,807.50	22.97
VERIZON MASTER TRUST	34,679,109.50	0.26
WAL-MART STORES INC	19,695,815.00	0.15
WELLS FARGO & COMPANY	219,851,348.40	1.68
Total	\$13,117,378,546.60	100.00%



Managed Account Detail of Securities Held

For the Month Ending November 30, 2023

SAN BERNARDINO COUNTY - 76990800

Security Type / Description	Dated Date / Coupon / Maturity	CUSIP	S&P Rating	Moody's Rating	Trade Date	Settle Date	Original Cost	YTM at Cost	Accrued Interest	Amortized Cost	Market Value
U.S. Treasury Bond / Note											
US TREASURY NOTES	DTD 02/28/2017 2.125% 02/29/2024	912828W48	AA+	Aaa	03/09/22	03/10/22	75,653,320.31	1.67	402,815.93	75,081,551.77	74,402,340.00
US TREASURY NOTES	DTD 05/15/2014 2.500% 05/15/2024	912828WJ5	AA+	Aaa	09/30/19	10/01/19	52,062,500.00	1.57	54,945.06	50,202,828.79	49,367,190.00
US TREASURY NOTES	DTD 05/15/2014 2.500% 05/15/2024	912828WJ5	AA+	Aaa	12/23/19	12/26/19	51,611,328.13	1.73	54,945.06	50,166,966.59	49,367,190.00
US TREASURY NOTES	DTD 05/15/2021 0.250% 05/15/2024	912828CC3	AA+	Aaa	02/28/22	03/01/22	72,943,359.38	1.52	8,241.76	74,576,423.89	73,289,062.50
US TREASURY NOTES	DTD 05/31/2017 2.000% 05/31/2024	912828XT2	AA+	Aaa	03/21/22	03/22/22	49,826,171.88	2.16	2,732.24	49,960,503.47	49,179,690.00
US TREASURY NOTES	DTD 06/30/2017 2.000% 06/30/2024	912828XX3	AA+	Aaa	09/25/19	09/26/19	50,886,718.75	1.61	418,478.26	50,108,099.12	49,046,875.00
US TREASURY NOTES	DTD 06/30/2017 2.000% 06/30/2024	912828XX3	AA+	Aaa	10/31/19	11/01/19	51,017,578.13	1.55	418,478.26	50,126,674.44	49,046,875.00
US TREASURY NOTES	DTD 06/30/2017 2.000% 06/30/2024	912828XX3	AA+	Aaa	11/01/19	11/04/19	50,935,546.88	1.58	418,478.26	50,116,668.20	49,046,875.00
US TREASURY NOTES	DTD 06/30/2019 1.750% 06/30/2024	9128286Z8	AA+	Aaa	12/11/19	12/12/19	50,173,828.13	1.67	366,168.48	50,022,173.02	48,976,560.00
US TREASURY NOTES	DTD 06/30/2019 1.750% 06/30/2024	9128286Z8	AA+	Aaa	03/17/22	03/21/22	49,701,171.88	2.02	366,168.48	49,923,856.30	48,976,560.00
US TREASURY NOTES	DTD 06/30/2019 1.750% 06/30/2024	9128286Z8	AA+	Aaa	06/10/22	06/13/22	48,742,187.50	3.03	366,168.48	49,643,507.69	48,976,560.00
US TREASURY NOTES	DTD 07/15/2021 0.375% 07/15/2024	912828CL3	AA+	Aaa	06/24/22	06/27/22	94,679,687.50	3.07	141,644.02	98,387,568.84	97,000,000.00
US TREASURY NOTES	DTD 07/31/2017 2.125% 07/31/2024	9128282N9	AA+	Aaa	10/10/19	10/11/19	51,474,609.38	1.49	355,129.08	50,204,176.68	48,960,940.00
US TREASURY NOTES	DTD 07/31/2017 2.125% 07/31/2024	9128282N9	AA+	Aaa	04/05/22	04/06/22	49,429,687.50	2.63	355,129.08	49,836,380.24	48,960,940.00



Managed Account Detail of Securities Held

For the Month Ending **November 30, 2023**

SAN BERNARDINO COUNTY - 76990800

Security Type/Description Dated Date/Coupon/Maturity	CUSIP	S&P Rating	Moody's Rating	Trade Date	Settle Date	Original Cost	YTM at Cost	Accrued Interest	Amortized Cost	Market Value
U.S. Treasury Bond / Note										
US TREASURY NOTES DTD 07/31/2019 1.750% 07/31/2024	912828Y87	AA+	Aaa	06/13/22	06/14/22	48,324,218.75	3.39	292,459.24	49,476,587.60	48,835,940.00
US TREASURY NOTES DTD 08/15/2014 2.375% 08/15/2024	912828D56	AA+	Aaa	06/10/22	06/13/22	49,279,296.88	3.06	348,505.43	49,765,816.87	48,976,560.00
US TREASURY NOTES DTD 08/31/2019 1.250% 08/31/2024	912828YE4	AA+	Aaa	02/09/22	02/10/22	49,712,890.63	1.48	157,967.04	49,915,682.78	48,515,625.00
US TREASURY NOTES DTD 08/31/2019 1.250% 08/31/2024	912828YE4	AA+	Aaa	02/15/22	02/16/22	49,417,968.75	1.72	157,967.04	49,827,964.87	48,515,625.00
US TREASURY NOTES DTD 09/30/2019 1.500% 09/30/2024	912828YH7	AA+	Aaa	02/15/22	02/16/22	49,683,593.75	1.75	127,049.18	49,899,490.60	48,476,560.00
US TREASURY NOTES DTD 09/30/2019 1.500% 09/30/2024	912828YH7	AA+	Aaa	04/04/22	04/05/22	48,683,593.75	2.60	127,049.18	49,559,749.72	48,476,560.00
US TREASURY NOTES DTD 10/15/2021 0.625% 10/15/2024	91282CDB4	AA+	Aaa	03/09/22	03/10/22	72,793,945.31	1.79	60,194.67	74,259,230.06	72,058,590.00
US TREASURY NOTES DTD 11/15/2021 0.750% 11/15/2024	91282CDH1	AA+	Aaa	03/28/22	03/29/22	71,589,843.75	2.55	24,725.27	73,759,298.66	71,882,812.50
US TREASURY NOTES DTD 01/31/2020 1.375% 01/31/2025	912828Z52	AA+	Aaa	10/27/21	10/28/21	50,845,703.13	0.85	229,789.40	50,303,203.39	47,890,625.00
US TREASURY NOTES DTD 02/17/2015 2.000% 02/15/2025	912828J27	AA+	Aaa	12/19/19	12/20/19	50,576,171.88	1.77	293,478.26	50,135,174.08	48,203,125.00
US TREASURY NOTES DTD 02/15/2022 1.500% 02/15/2025	91282CDZ1	AA+	Aaa	03/02/22	03/03/22	49,767,578.13	1.66	220,108.70	49,904,879.20	47,914,060.00
US TREASURY NOTES DTD 03/15/2022 1.750% 03/15/2025	91282CED9	AA+	Aaa	05/02/23	05/03/23	95,890,625.00	4.06	370,192.31	97,168,026.03	95,921,880.00
US TREASURY NOTES DTD 05/15/2015 2.125% 05/15/2025	912828XB1	AA+	Aaa	12/09/19	12/10/19	51,109,375.00	1.70	46,703.30	50,297,064.11	48,023,440.00
US TREASURY NOTES DTD 05/15/2022 2.750% 05/15/2025	91282CE00	AA+	Aaa	06/09/22	06/10/22	49,652,343.75	3.00	60,439.56	49,827,471.52	48,453,125.00



Managed Account Detail of Securities Held

For the Month Ending **November 30, 2023**

SAN BERNARDINO COUNTY - 76990800

Security Type / Description	Dated Date / Coupon / Maturity	CUSIP	S&P Rating	Moody's Rating	Trade Date	Settle Date	Original Cost	YTM at Cost	Accrued Interest	Amortized Cost	Market Value
U.S. Treasury Bond / Note											
US TREASURY NOTES	DTD 05/31/2020 0.250% 05/31/2025	912828ZT0	AA+	Aaa	11/22/21	11/24/21	48,667,968.75	1.02	341.53	49,432,538.09	46,640,625.00
US TREASURY NOTES	DTD 06/15/2022 2.875% 06/15/2025	91282CEU1	AA+	Aaa	04/17/23	04/18/23	24,354,492.19	4.14	331,881.83	24,540,208.63	24,250,000.00
US TREASURY NOTES	DTD 06/15/2022 2.875% 06/15/2025	91282CEU1	AA+	Aaa	04/18/23	04/19/23	24,353,515.63	4.14	331,881.83	24,538,928.66	24,250,000.00
US TREASURY NOTES	DTD 06/30/2020 0.250% 06/30/2025	912828ZW3	AA+	Aaa	11/22/21	11/24/21	48,605,468.75	1.04	52,309.78	49,387,637.34	46,500,000.00
US TREASURY NOTES	DTD 06/30/2020 0.250% 06/30/2025	912828ZW3	AA+	Aaa	01/24/22	01/25/22	48,166,015.63	1.35	52,309.78	49,154,785.16	46,500,000.00
US TREASURY NOTES	DTD 06/30/2020 0.250% 06/30/2025	912828ZW3	AA+	Aaa	06/09/22	06/10/22	45,994,140.63	3.01	52,309.78	47,928,870.20	46,500,000.00
US TREASURY NOTES	DTD 06/30/2020 0.250% 06/30/2025	912828ZW3	AA+	Aaa	01/26/22	01/27/22	72,058,593.75	1.43	78,464.68	73,642,246.88	69,750,000.00
US TREASURY NOTES	DTD 06/30/2020 0.250% 06/30/2025	912828ZW3	AA+	Aaa	01/31/22	02/01/22	71,976,562.50	1.47	78,464.68	73,598,776.36	69,750,000.00
US TREASURY NOTES	DTD 07/15/2022 3.000% 07/15/2025	91282CEY3	AA+	Aaa	04/10/23	04/11/23	49,005,859.38	3.93	566,576.09	49,287,492.44	48,546,875.00
US TREASURY NOTES	DTD 07/31/2020 0.250% 07/31/2025	91282CAB7	AA+	Aaa	11/22/21	11/24/21	48,470,703.13	1.10	41,779.89	49,308,689.59	46,351,560.00
US TREASURY NOTES	DTD 07/31/2020 0.250% 07/31/2025	91282CAB7	AA+	Aaa	11/22/21	11/24/21	48,482,421.88	1.09	41,779.89	49,313,986.99	46,351,560.00
US TREASURY NOTES	DTD 08/31/2020 0.250% 08/31/2025	91282CAJ0	AA+	Aaa	01/18/22	01/19/22	47,859,375.00	1.47	31,593.41	48,963,742.90	46,203,125.00
US TREASURY NOTES	DTD 08/31/2020 0.250% 08/31/2025	91282CAJ0	AA+	Aaa	06/27/22	06/28/22	45,480,468.75	3.27	31,593.41	47,510,361.66	46,203,125.00
US TREASURY NOTES	DTD 08/31/2020 0.250% 08/31/2025	91282CAJ0	AA+	Aaa	03/10/22	03/11/22	70,769,531.25	1.94	47,390.11	72,869,763.96	69,304,687.50



Managed Account Detail of Securities Held

For the Month Ending November 30, 2023

SAN BERNARDINO COUNTY - 76990800

Security Type / Description	Dated Date / Coupon / Maturity	CUSIP	S&P Rating	Moody's Rating	Trade Date	Settle Date	Original Cost	YTM at Cost	Accrued Interest	Amortized Cost	Market Value
U.S. Treasury Bond / Note											
US TREASURY NOTES	DTD 09/30/2020 0.250% 09/30/2025	91282CAM3	AA+	Aaa	03/14/22	03/15/22	46,951,171.88	2.04	21,174.86	48,424,968.33	46,078,125.00
US TREASURY NOTES	DTD 10/31/2020 0.250% 10/31/2025	91282CAT8	AA+	Aaa	04/05/22	04/06/22	45,789,062.50	2.75	10,645.61	47,739,527.42	45,921,875.00
US TREASURY NOTES	DTD 10/31/2020 0.250% 10/31/2025	91282CAT8	AA+	Aaa	09/27/22	09/28/22	44,087,890.63	4.38	10,645.61	46,334,387.46	45,921,875.00
US TREASURY NOTES	DTD 01/31/2021 0.375% 01/31/2026	91282CBH3	AA+	Aaa	10/05/22	10/06/22	44,132,812.50	4.20	62,669.84	46,169,157.05	45,640,625.00
US TREASURY NOTES	DTD 01/31/2021 0.375% 01/31/2026	91282CBH3	AA+	Aaa	10/11/22	10/12/22	43,957,031.25	4.34	62,669.84	46,034,771.13	45,640,625.00
US TREASURY NOTES	DTD 01/31/2021 0.375% 01/31/2026	91282CBH3	AA+	Aaa	01/03/23	01/04/23	44,566,406.25	4.18	62,669.84	46,167,937.44	45,640,625.00
US TREASURY NOTES	DTD 02/28/2021 0.500% 02/28/2026	91282CBQ3	AA+	Aaa	10/24/22	10/25/22	43,773,437.50	4.55	63,186.81	45,821,782.94	45,648,440.00
US TREASURY NOTES	DTD 05/31/2021 0.750% 05/31/2026	91282CCF6	AA+	Aaa	09/29/22	09/30/22	44,224,609.38	4.18	1,024.59	46,066,350.82	45,562,500.00
US TREASURY NOTES	DTD 05/31/2019 2.125% 05/31/2026	9128286X3	AA+	Aaa	11/01/22	11/02/22	46,298,828.13	4.38	2,903.01	47,415,414.44	47,156,250.00
US TREASURY NOTES	DTD 06/30/2021 0.875% 06/30/2026	91282CCJ8	AA+	Aaa	02/10/23	02/13/23	44,972,656.25	4.09	183,084.24	46,159,158.30	45,640,625.00
US TREASURY NOTES	DTD 06/30/2021 0.875% 06/30/2026	91282CCJ8	AA+	Aaa	02/14/23	02/15/23	44,855,468.75	4.18	183,084.24	46,063,242.54	45,640,625.00
US TREASURY NOTES	DTD 05/15/2017 2.375% 05/15/2027	912828X88	AA+	Aaa	09/27/22	09/28/22	46,058,593.75	4.27	52,197.80	47,059,104.57	46,750,000.00
US TREASURY NOTES	DTD 05/15/2017 2.375% 05/15/2027	912828X88	AA+	Aaa	10/27/22	10/31/22	46,332,031.25	4.16	52,197.80	47,208,624.87	46,750,000.00
US TREASURY NOTES	DTD 06/30/2020 0.500% 06/30/2027	91282ZV5	AA+	Aaa	11/01/22	11/02/22	42,123,046.88	4.26	104,619.57	43,947,573.35	43,578,125.00



Managed Account Detail of Securities Held

For the Month Ending November 30, 2023

SAN BERNARDINO COUNTY - 76990800

Security Type/Description	Dated Date/Coupon/Maturity	CUSIP	S&P Rating	Moody's Rating	Trade Date	Settle Date	Original Cost	YTM at Cost	Accrued Interest	Amortized Cost	Market Value
U.S. Treasury Bond / Note											
US TREASURY NOTES	DTD 07/31/2020 0.375% 07/31/2027	91282CAD3	AA+	Aaa	09/26/22	09/27/22	41,859,375.00	4.12	62,669.84	43,839,278.14	43,242,190.00
US TREASURY NOTES	DTD 08/15/2017 2.250% 08/15/2027	9128282R0	AA+	Aaa	11/03/22	11/04/22	45,289,062.50	4.46	330,163.04	46,347,336.14	46,351,560.00
Security Type Sub-Total		3,125,000,000.00					2,995,981,445.43	2.59	9,250,434.26	3,042,733,662.33	2,965,007,807.50
U.S. Treasury Bill											
US TREASURY BILL	DTD 08/22/2023 0.000% 12/19/2023	91279HV2	A-1+	P-1	09/21/23	09/25/23	49,374,187.50	5.37	0.00	49,867,475.00	49,868,000.00
Security Type Sub-Total		50,000,000.00					49,374,187.50	5.37	0.00	49,867,475.00	49,868,000.00
Supra-National Discount Note											
INTL BANK OF RECON AND DEV DISC NOTE	DTD 11/01/2023 0.000% 05/01/2024	459052WG7	A-1+	P-1	11/01/23	11/02/23	97,310,138.89	5.50	0.00	97,741,111.11	97,758,700.00
Security Type Sub-Total		100,000,000.00					97,310,138.89	5.50	0.00	97,741,111.11	97,758,700.00
Supra-National Agency Bond / Note											
INTL BK RECON & DEVELOP NOTES	DTD 03/29/2022 2.250% 03/28/2024	45906M3C3	AAA	Aaa	03/22/22	03/29/22	12,989,860.00	2.29	51,187.50	12,998,360.93	12,867,946.00
INTL BANK OF RECON AND DEV SN (FLOATER)	DTD 06/16/2020 5.780% 06/17/2024	45906M2B6	AAA	Aaa	06/09/20	06/16/20	10,000,000.00	0.48	117,211.76	10,000,000.00	10,014,710.00
INTER-AMERICAN DEVEL BK NOTES	DTD 07/01/2022 3.250% 07/01/2024	4581X0EE4	AAA	Aaa	06/22/22	07/01/22	59,994,000.00	3.26	812,500.00	59,998,251.71	59,254,020.00
INTL FINANCE CORP CORPORATE NOTES	DTD 09/15/2022 3.625% 09/15/2025	45950KDA5	AAA	Aaa	09/07/22	09/15/22	19,992,200.00	3.64	153,055.56	19,995,345.62	19,574,260.00
INTER-AMERICAN DEVEL BK NOTES	DTD 07/06/2023 4.500% 05/15/2026	4581X0EK0	AAA	Aaa	06/27/23	07/06/23	14,988,450.00	4.53	30,000.00	14,990,087.36	14,949,990.00



Managed Account Detail of Securities Held

For the Month Ending **November 30, 2023**

SAN BERNARDINO COUNTY - 76990800											
Security Type/Description	CUSIP	Par	S&P Rating	Moody's Rating	Trade Date	Settle Date	Original Cost	YTM at Cost	Accrued Interest	Amortized Cost	Market Value
Security Type Sub-Total											
		118,000,000.00					117,964,510.00	3.14	1,163,954.82	117,982,045.62	116,660,926.00
Repurchase Agreement											
CANTOR FITZGERALD REPO AGRMT DTD 11/30/2023 5.320% 12/07/2023	RE1365270	100,000,000.00	NA	NA	11/30/23	11/30/23	100,000,000.00	5.32	14,777.78	100,000,000.00	99,999,028.70
Security Type Sub-Total											
		100,000,000.00					100,000,000.00	5.32	14,777.78	100,000,000.00	99,999,028.70
Money Market Mutual Fund											
NORTHERN TRUST INST GOVT SELECT 848	665278701	1,000,000.00	AAA	NR	02/28/22	02/28/22	1,000,000.00	5.22	0.00	1,000,000.00	1,000,000.00
MORGAN STANLEY LIQ GOVT-INST FUND	61747C707	1,000,000.00	NR	NR	08/31/23	08/31/23	1,000,000.00	5.26	0.00	1,000,000.00	1,000,000.00
FEDERATED GOVT OBLIGATIONS FUND	608919718	13,000,000.00	AAA	NR	11/28/23	11/28/23	13,000,000.00	5.23	0.00	13,000,000.00	13,000,000.00
FIDELITY GOV'T MM FUND 2642	31607A703	395,000,000.00	AAA	AAA	11/27/23	11/27/23	395,000,000.00	5.24	0.00	395,000,000.00	395,000,000.00
Security Type Sub-Total											
		410,000,000.00					410,000,000.00	5.24	0.00	410,000,000.00	410,000,000.00
Joint Powers Authority											
INVESTMENT TRUST OF CALIFORNIA	CALTRUST3	10,000,000.00	AAA	NR	08/26/21	08/26/21	10,000,000.00	5.49	0.00	10,000,000.00	10,000,000.00
CALIFORNIA ASSET MANAGEMENT PROGRAM	CAMPMF025	15,000,000.00	AAA	NR	05/25/23	05/25/23	15,000,000.00	5.57	0.00	15,000,000.00	15,000,000.00
CALIFORNIA ASSET MANAGEMENT PROGRAM	CAMPMF025	19,000,000.00	AAA	NR	04/12/23	04/12/23	19,000,000.00	5.57	0.00	19,000,000.00	19,000,000.00
CALIFORNIA ASSET MANAGEMENT PROGRAM	CAMPMF025	19,000,000.00	AAA	NR	05/16/23	05/16/23	19,000,000.00	5.57	0.00	19,000,000.00	19,000,000.00
CALIFORNIA ASSET MANAGEMENT PROGRAM	CAMPMF025	22,000,000.00	AAA	NR	06/01/23	06/01/23	22,000,000.00	5.57	0.00	22,000,000.00	22,000,000.00
CALIFORNIA ASSET MANAGEMENT PROGRAM	CAMPMF025	33,000,000.00	AAA	NR	06/27/23	06/27/23	33,000,000.00	5.57	0.00	33,000,000.00	33,000,000.00
CALIFORNIA ASSET MANAGEMENT PROGRAM	CAMPMF025	37,000,000.00	AAA	NR	12/08/22	12/08/22	37,000,000.00	5.57	0.00	37,000,000.00	37,000,000.00
CALIFORNIA ASSET MANAGEMENT PROGRAM	CAMPMF025	39,000,000.00	AAA	NR	02/27/23	02/27/23	39,000,000.00	5.57	0.00	39,000,000.00	39,000,000.00



Managed Account Detail of Securities Held

For the Month Ending November 30, 2023

SAN BERNARDINO COUNTY - 76990800

Security Type/Description	Dated Date/Coupon/Maturity	CUSIP	S&P Rating	Moody's Rating	Trade Date	Settle Date	Original Cost	YTM at Cost	Accrued Interest	Amortized Cost	Market Value
Joint Powers Authority											
CALIFORNIA ASSET MANAGEMENT PROGRAM		CAMPMF025	AAA	NR	12/27/22	12/27/22	40,000,000.00	5.57	0.00	40,000,000.00	40,000,000.00
CALIFORNIA ASSET MANAGEMENT PROGRAM		CAMPMF025	AAA	NR	06/27/23	06/27/23	56,000,000.00	5.57	0.00	56,000,000.00	56,000,000.00
CALIFORNIA ASSET MANAGEMENT PROGRAM		CAMPMF025	AAA	NR	06/26/23	06/26/23	75,000,000.00	5.57	0.00	75,000,000.00	75,000,000.00
CALIFORNIA ASSET MANAGEMENT PROGRAM		CAMPMF025	AAA	NR	02/27/23	02/27/23	99,000,000.00	5.57	0.00	99,000,000.00	99,000,000.00
CALIFORNIA ASSET MANAGEMENT PROGRAM		CAMPMF025	AAA	NR	06/30/23	06/30/23	150,000,000.00	5.57	0.00	150,000,000.00	150,000,000.00

Security Type Sub-Total 614,000,000.00 5.57 0.00 614,000,000.00 614,000,000.00

Federally Insured Cash Account

STONECASTLE FICA		FICAMF003	NR	NR	08/30/19	08/30/19	22,169.05	5.33	0.00	22,169.05	22,169.05
------------------	--	-----------	----	----	----------	----------	-----------	------	------	-----------	-----------

Security Type Sub-Total 22,169.05 5.33 0.00 22,169.05 22,169.05

Federal Agency Mortgage-Backed Security

FR WN1252		3132XFMA3	AA+	Aaa	06/15/23	06/21/23	9,642,268.13	4.85	36,194.79	9,655,928.94	9,506,227.26
DTD 06/01/2023 4.500% 03/01/2028											
FR WN1245		3132XFL30	AA+	Aaa	06/06/23	06/09/23	24,512,695.31	4.81	89,383.56	24,562,074.77	24,149,776.25
DTD 06/01/2023 4.350% 03/01/2028											
FR WN1255		3132XFMD7	AA+	Aaa	07/20/23	07/25/23	20,547,187.50	5.19	80,605.48	20,581,307.13	20,496,174.93
DTD 07/01/2023 4.670% 04/01/2028											
FR WN2390		3132XGUQ7	AA+	Aaa	07/13/23	07/18/23	51,493,810.16	4.93	208,354.59	51,496,198.65	50,907,950.20
DTD 07/01/2023 4.920% 04/01/2028											
FR WN2389		3132XGUP9	AA+	Aaa	07/18/23	07/21/23	44,062,398.44	4.54	167,591.10	44,046,219.18	43,340,511.67
DTD 07/01/2023 4.650% 05/01/2028											



Managed Account Detail of Securities Held

For the Month Ending November 30, 2023

SAN BERNARDINO COUNTY - 76990800

Security Type/Description	Dated Date/Coupon/Maturity	CUSIP	S&P Rating	Moody's Rating	Trade Date	Settle Date	Original Cost	YTM at Cost	Accrued Interest	Amortized Cost	Market Value	
Federal Agency Mortgage-Backed Security												
FR WN2432	DTD 09/01/2023 5.050% 05/01/2028	3132XGV29	AA+	Aaa	09/13/23	09/18/23	48,662,786.41	5.47	208,320.92	48,695,359.10	49,059,000.17	
FR WN1250	DTD 06/01/2023 4.400% 05/01/2028	3132XFL89	AA+	Aaa	06/15/23	06/21/23	73,848,632.81	4.75	271,232.88	73,954,304.46	72,510,333.75	
FR WN2458	DTD 10/01/2023 5.060% 06/01/2028	3132XGWU6	AA+	Aaa	10/17/23	10/20/23	23,942,292.03	5.77	102,525.30	23,957,860.09	24,485,579.28	
FR WN1268	DTD 10/01/2023 4.620% 06/01/2028	3132XFMS4	AA+	Aaa	10/05/23	10/11/23	32,041,576.17	5.60	126,744.95	32,076,982.36	32,551,134.48	
FR WN2409	DTD 08/01/2023 4.900% 06/01/2028	3132XGVB9	AA+	Aaa	08/03/23	08/08/23	41,659,289.06	5.39	171,325.48	41,716,868.23	41,898,133.08	
FR WN2382	DTD 07/01/2023 4.340% 06/01/2028	3132XGUG9	AA+	Aaa	08/18/23	08/23/23	48,044,921.88	5.27	178,356.16	48,157,024.98	48,212,046.00	
FR WN2337	DTD 04/01/2023 4.350% 01/01/2030	3132XGS31	AA+	Aaa	08/22/23	08/25/23	59,452,335.94	5.39	225,157.19	59,601,074.02	59,906,287.45	
FR WN2398	DTD 07/01/2023 5.030% 02/01/2030	3132XGUY0	AA+	Aaa	07/18/23	07/21/23	15,802,775.00	4.86	64,725.76	15,794,596.92	15,471,480.73	
FR WN2397	DTD 07/01/2023 5.000% 02/01/2030	3132XGUX2	AA+	Aaa	07/18/23	07/21/23	34,087,976.84	4.82	138,727.40	34,069,535.32	33,304,274.07	
FR WN2446	DTD 10/01/2023 4.890% 02/01/2030	3132XGWG7	AA+	Aaa	10/05/23	10/11/23	38,307,398.44	5.55	159,561.37	38,333,289.12	38,963,163.24	
FR WN2405	DTD 07/01/2023 4.310% 04/01/2030	3132XGU79	AA+	Aaa	07/20/23	07/25/23	26,363,608.59	4.60	94,987.68	26,387,400.77	25,892,883.60	
FR WN2392	DTD 07/01/2023 4.050% 04/01/2030	3132XGUS3	AA+	Aaa	07/13/23	07/18/23	29,460,583.87	4.47	100,505.47	29,501,257.04	28,707,924.99	
FR WN2404	DTD 07/01/2023 4.320% 04/01/2030	3132XGU61	AA+	Aaa	09/14/23	09/19/23	29,581,305.94	4.94	110,332.80	29,609,115.80	29,598,806.48	
FR WN2415	DTD 08/01/2023 4.640% 05/01/2030	3132XGVH6	AA+	Aaa	08/08/23	08/11/23	24,740,760.94	4.68	94,560.66	24,743,235.39	24,364,017.53	



Managed Account Detail of Securities Held

For the Month Ending November 30, 2023

SAN BERNARDINO COUNTY - 76990800

Security Type/Description	Dated Date/Coupon/Maturity	CUSIP	S&P Rating	Moody's Rating	Trade Date	Settle Date	Original Cost	YTM at Cost	Accrued Interest	Amortized Cost	Market Value
Federal Agency Mortgage-Backed Security											
FR WN2460	DTD 10/01/2023 4.340% 06/01/2030	3132XGWMW2	AA+	Aaa	10/17/23	10/20/23	8,691,756.45	5.68	33,477.45	8,701,772.36	8,923,335.52
FR WN2421	DTD 09/01/2023 4.020% 06/01/2030	3132XGVP8	AA+	Aaa	09/21/23	09/26/23	30,224,090.04	5.12	106,507.97	30,269,894.09	30,554,926.63
FR WN2442	DTD 09/01/2023 4.230% 06/01/2030	3132XGWC6	AA+	Aaa	09/26/23	09/28/23	55,984,989.38	5.38	208,018.65	56,069,254.08	56,462,502.88
FR WN2459	DTD 10/01/2023 5.260% 07/01/2030	3132XGWW4	AA+	Aaa	10/17/23	10/20/23	45,534,082.30	5.75	202,334.19	45,552,072.18	46,728,829.11
Security Type Sub-Total							816,689,521.63	5.14	3,179,531.80	817,532,624.98	815,995,299.30

Federal Agency Discount Note

FED HOME LN DISCOUNT NT DISC NOTES	DTD 12/21/2022 0.000% 12/21/2023	313384QU6	A-1+	P-1	05/08/23	05/09/23	48,496,472.22	4.94	0.00	49,866,944.44	49,845,023.50
FED HOME LN DISCOUNT NT DISC NOTES	DTD 01/09/2023 0.000% 01/08/2024	313384RN1	A-1+	P-1	06/01/23	06/01/23	43,153,158.93	5.23	0.00	44,299,882.53	44,281,829.58

Security Type Sub-Total 94,538,000.00

Federal Agency Commercial Mortgage-Backed Security

FHLMC SERIES K037 A2	DTD 03/01/2014 3.490% 01/01/2024	3137BYY9	AA+	Aaa	04/27/22	05/02/22	24,602,364.17	2.78	70,739.48	24,337,248.38	24,196,472.76
FHMS K039 A2	DTD 09/01/2014 3.303% 07/01/2024	3137BDCW4	AA+	Aaa	07/19/22	07/22/22	23,802,363.70	3.61	65,889.21	23,897,273.94	23,609,511.03
FHMS KMP1 A2	DTD 09/01/2017 2.982% 08/01/2024	3137FATE8	AA+	Aaa	02/24/21	03/01/21	54,023,437.50	0.60	124,250.00	50,786,003.80	49,008,138.50
FHMS K729 A2	DTD 12/01/2017 3.136% 10/01/2024	3137FCM43	AA+	Aaa	01/27/21	01/29/21	17,969,531.25	0.68	43,120.00	16,834,233.43	16,179,937.95
FHMS K042 A2	DTD 01/28/2015 2.670% 12/01/2024	3137BFXT3	AA+	Aaa	06/23/22	06/28/22	64,406,112.50	3.37	145,670.75	65,031,011.47	63,729,606.41



Managed Account Detail of Securities Held

For the Month Ending November 30, 2023

SAN BERNARDINO COUNTY - 76990800

Security Type/Description	Dated Date/Coupon/Maturity	CUSIP	S&P Rating	Moody's Rating	Trade Date	Settle Date	Original Cost	YTM at Cost	Accrued Interest	Amortized Cost	Market Value	
Federal Agency Commercial Mortgage-Backed Security												
FHMS K045 A2	DTD 05/01/2015 3.023% 01/01/2025	3137BH1J1	AA+	Aaa	12/14/20	12/17/20	24,580,292.53	0.55	56,362.65	22,967,082.24	21,770,413.12	
FHMS K046 A2	DTD 06/17/2015 3.205% 03/01/2025	3137BJP64	AA+	Aaa	10/11/22	10/14/22	48,373,046.88	4.65	133,541.67	49,146,270.86	48,631,537.50	
FHMS K732 AM	DTD 06/28/2018 3.700% 05/01/2025	3137FG7G4	AA+	Aaa	03/02/22	03/07/22	26,244,140.63	2.07	77,083.33	25,558,836.41	24,377,136.25	
FHMS K047 A2	DTD 07/30/2015 3.329% 05/01/2025	3137BKRJ1	AA+	Aaa	05/26/22	06/01/22	75,708,984.38	2.99	208,062.50	75,344,173.64	72,934,334.25	
FHLMC SERIES K049 A2	DTD 10/01/2015 3.010% 07/01/2025	3137BLMZ8	AA+	Aaa	04/27/22	05/02/22	10,024,218.75	2.93	25,083.33	10,012,109.37	9,659,259.60	
FHMS K733 A2	DTD 11/09/2018 3.750% 08/01/2025	3137FJX07	AA+	Aaa	10/28/21	11/02/21	3,593,303.26	1.40	10,343.79	3,436,126.72	3,228,123.15	
FHMS K050 A2	DTD 11/01/2015 3.334% 08/01/2025	3137BLW95	AA+	Aaa	03/17/22	03/21/22	30,856,640.63	2.45	83,350.00	30,424,486.69	29,092,863.30	
FHMS K052 A1	DTD 12/01/2015 3.308% 09/01/2025	3137BM7C4	AA+	Aaa	05/16/22	05/19/22	50,433,593.75	3.03	137,833.33	50,231,057.45	48,416,596.00	
FHMS K726 A1	DTD 06/01/2017 2.700% 10/01/2025	3137BYLE8	AA+	Aaa	04/27/21	04/30/21	26,863,281.25	0.98	56,250.00	25,773,002.13	24,087,281.25	
FHMS KJ23 A1	DTD 01/29/2019 3.683% 10/01/2025	3137FKSQ0	AA+	Aaa	06/10/21	06/15/21	65,231,250.00	1.58	184,150.00	62,233,867.11	58,381,103.40	
FRESB 2021-SB82 A5	DTD 01/01/2021 0.670% 11/01/2025	30318CAA5	AA+	Aaa	01/13/21	01/22/21	1,116,606.53	0.57	620.40	1,113,347.69	999,694.44	
FRESB 2021-SB82 A5	DTD 01/01/2021 0.670% 11/01/2025	30318CAA5	AA+	Aaa	01/13/21	01/22/21	2,605,415.34	0.57	1,447.59	2,597,811.34	2,332,620.41	
FHMS K053 A2	DTD 03/29/2016 2.995% 12/01/2025	3137BN6G4	AA+	Aaa	04/04/23	04/06/23	57,504,785.16	4.20	148,002.92	57,947,111.29	56,810,185.13	
FRESB 2021-SB83	DTD 02/01/2021 0.670% 01/01/2026	30318NAA1	AA+	Aaa	02/10/21	02/19/21	3,259,360.32	0.57	1,811.30	3,250,658.62	2,970,256.81	



Managed Account Detail of Securities Held

For the Month Ending November 30, 2023

SAN BERNARDINO COUNTY - 76990800

Security Type/Description	Dated Date/Coupon/Maturity	CUSIP	S&P Rating	Moody's Rating	Trade Date	Settle Date	Original Cost	YTM at Cost	Accrued Interest	Amortized Cost	Market Value	
Federal Agency Commercial Mortgage-Backed Security												
FHMS K055 A2	DTD 06/22/2016 2.673% 03/01/2026	3137BPW21	AA+	Aaa	06/23/22	06/28/22	81,239,628.91	3.46	185,996.25	82,117,164.93	79,285,096.19	
FHMS KJ34 A1	DTD 07/01/2021 0.681% 06/01/2026	3137HILS3	AA+	Aaa	07/20/21	07/29/21	2,693,121.03	0.68	1,528.36	2,693,136.66	2,528,602.07	
FHMS K736 A2	DTD 09/01/2019 2.282% 07/01/2026	3137FNWX4	AA+	Aaa	12/08/21	12/13/21	15,558,984.38	1.44	28,525.00	15,317,352.36	14,064,845.85	
FHMS KJ21 A2	DTD 09/01/2018 3.700% 09/01/2026	3137FHGE7	AA+	Aaa	12/01/22	12/06/22	9,422,025.38	4.28	29,648.85	9,473,142.57	9,355,592.95	
FHMS K729 A2	DTD 01/01/2020 2.525% 10/01/2026	3137FOXJ7	AA+	Aaa	06/28/21	06/30/21	8,815,898.44	1.18	17,359.38	8,555,213.59	7,732,167.55	
FHMS KJ36 A1	DTD 12/01/2021 1.298% 12/01/2026	3137H4RZ5	AA+	Aaa	12/07/21	12/16/21	687,444.45	1.30	743.59	687,445.54	644,878.87	
FHMS K062 A2	DTD 02/01/2017 3.413% 12/01/2026	3137BUX60	AA+	Aaa	01/20/22	01/25/22	10,750,000.00	1.80	28,441.67	10,464,144.55	9,578,700.90	
FHMS K062 A2	DTD 02/01/2017 3.413% 12/01/2026	3137BUX60	AA+	Aaa	01/20/22	01/25/22	20,306,528.94	1.77	53,663.32	19,758,191.89	18,072,953.97	
FRESB 2022-SB97	DTD 04/01/2022 1.780% 02/01/2027	30311SAA7	AA+	Aaa	04/13/22	04/22/22	20,678,286.15	2.66	31,938.58	20,965,665.75	19,648,828.88	
FHLMC MULTIFAMILY STRUCTURED P	DTD 07/01/2017 3.243% 04/01/2027	3137FIG44	AA+	Aaa	04/10/23	04/13/23	4,834,375.00	4.15	13,512.50	4,860,893.29	4,745,073.10	
FHMS KJ39 A1	DTD 04/01/2022 2.750% 04/01/2027	3137H73W1	AA+	Aaa	04/13/22	04/21/22	37,773,037.44	2.75	86,577.50	37,775,070.43	36,053,168.62	
FHLMC MULTIFAMILY STRUCTURED P	DTD 07/01/2017 3.243% 04/01/2027	3137FIG44	AA+	Aaa	04/19/22	04/22/22	50,287,109.38	3.12	135,125.00	50,193,580.12	47,450,731.00	
FRESB 2022-SB103 AF5	DTD 10/01/2022 2.080% 06/01/2027	30329MAA0	AA+	Aaa	10/19/22	10/28/22	7,051,200.56	4.60	13,642.44	7,246,164.65	7,195,296.97	
FHLMC MULTIFAMILY STRUCTURED P	DTD 08/01/2017 3.117% 06/01/2027	3137F2LJ3	AA+	Aaa	02/15/22	02/18/22	38,105,812.06	2.27	94,958.93	37,583,393.82	34,506,718.01	



Managed Account Detail of Securities Held

For the Month Ending November 30, 2023

SAN BERNARDINO COUNTY - 76990800

Security Type/Description	Dated Date/Coupon/Maturity	CUSIP	S&P Rating	Moody's Rating	Trade Date	Settle Date	Original Cost	YTM at Cost	Accrued Interest	Amortized Cost	Market Value	
Federal Agency Commercial Mortgage-Backed Security												
FHMS K068 A2	DTD 10/27/2017 3.244% 08/01/2027	3137FBBX3	AA+	Aaa	06/29/22	06/30/22	79,984,777.50	3.59	219,797.22	80,353,838.04	76,871,400.83	
FHMS K739 A2	DTD 11/01/2020 1.336% 09/01/2027	3137F64P9	AA+	Aaa	10/04/22	10/07/22	10,481,250.00	4.20	13,360.00	10,837,604.75	10,639,794.96	
FHMS K740 A2	DTD 11/01/2020 1.470% 09/01/2027	3137F72B0	AA+	Aaa	10/04/22	10/07/22	19,243,125.00	4.31	26,950.00	19,889,989.53	19,459,236.72	
FRESB 2022-SB104 ASF	DTD 11/01/2022 2.600% 09/01/2027	303290AA1	AA+	Aaa	11/08/22	11/18/22	23,482,876.54	4.63	55,737.78	23,967,757.51	23,728,145.09	
FHMS KGX1 AFX	DTD 12/01/2017 3.000% 10/01/2027	3137FCKD5	AA+	Aaa	01/04/23	01/09/23	66,468,281.25	4.34	176,250.00	67,229,776.22	66,126,194.81	
FHMS K072 A2	DTD 01/01/2018 3.444% 12/01/2027	3137FEBQ2	AA+	Aaa	03/28/23	03/31/23	12,499,973.67	4.22	37,089.01	12,560,724.81	12,256,635.20	
FRESB 2023-SB105 A5	DTD 05/01/2023 3.740% 04/01/2028	30332AAA1	AA+	Aaa	05/18/23	05/25/23	32,591,375.03	4.31	104,178.73	32,680,851.46	31,769,622.10	
FRESB 2023-SB106 ASF	DTD 06/01/2023 3.960% 05/01/2028	35802AAE3	AA+	Aaa	06/22/23	06/29/23	13,579,002.23	4.64	46,173.28	13,615,201.14	13,579,282.07	
FRESB 2023-SB107 ASF	DTD 07/01/2023 4.090% 05/01/2028	30332EAA3	AA+	Aaa	07/13/23	07/20/23	24,444,156.56	4.60	85,165.41	24,485,825.52	24,444,156.56	
FHMS K079 AM	DTD 08/01/2018 3.930% 06/01/2028	3137FGZU2	AA+	Aaa	04/12/23	04/17/23	11,269,308.59	4.08	37,171.25	11,279,136.39	10,882,863.28	
FRESB 2023-SB108 ASF	DTD 08/01/2023 4.250% 06/01/2028	30333AAA0	AA+	Aaa	08/09/23	08/17/23	24,444,179.18	4.75	88,480.06	24,476,792.36	24,353,252.49	
FHMS K505 A2	DTD 07/01/2023 4.819% 06/01/2028	3137HACX2	AA+	Aaa	07/13/23	07/20/23	75,749,100.00	4.59	301,187.50	75,692,643.64	74,426,898.75	
FHMS K079 A2	DTD 08/01/2018 3.926% 06/01/2028	3137FGZT5	AA+	Aaa	05/24/23	05/30/23	98,417,968.75	4.28	327,166.67	98,577,988.31	96,194,208.00	
FNA 2023-M5 2A2	DTD 07/01/2023 4.500% 07/01/2028	3136BOCS6	AA+	Aaa	07/18/23	07/31/23	9,976,562.50	4.55	37,500.00	9,978,166.74	9,748,315.00	



Managed Account Detail of Securities Held

For the Month Ending November 30, 2023

SAN BERNARDINO COUNTY - 76990800

Security Type/Description	Dated Date/Coupon/Maturity	CUSIP	S&P Rating	Moody's Rating	Trade Date	Settle Date	Original Cost	YTM at Cost	Accrued Interest	Amortized Cost	Market Value	
Federal Agency Commercial Mortgage-Backed Security												
FNA 2023-M6 A2	DTD 07/01/2023 4.190% 07/01/2028	3136BODE6	AA+	Aaa	07/17/23	07/31/23	24,562,500.00	4.59	87,291.67	24,592,445.74	24,205,078.75	
FHMS KJ47 A1	DTD 09/01/2023 5.272% 08/01/2028	3137HAMN3	AA+	Aaa	09/19/23	09/28/23	10,973,227.78	5.27	48,209.29	10,973,229.55	11,063,655.75	
FRESB 2023-SB110 ASF	DTD 10/01/2023 4.580% 08/01/2028	30333HAA5	AA+	Aaa	10/18/23	10/26/23	19,691,580.87	5.52	78,235.88	19,706,346.35	20,133,513.82	
FRESB 2023-SB109 ASF	DTD 09/01/2023 4.390% 08/01/2028	30333MAA4	AA+	Aaa	09/13/23	09/22/23	24,315,267.97	5.02	91,444.86	24,339,111.56	24,315,753.84	
FHMS K506 A2	DTD 09/01/2023 4.650% 08/01/2028	3137HAMH6	AA+	Aaa	09/07/23	09/14/23	49,260,350.00	4.99	193,750.00	49,289,136.97	49,184,597.00	
FHMS K508 A2	DTD 10/01/2023 4.740% 08/01/2028	3137HAQ74	AA+	Aaa	10/11/23	10/19/23	48,903,200.00	5.26	197,500.00	48,927,124.33	49,463,921.50	
FRESB 2023-SB111 ASF	DTD 11/01/2023 4.710% 09/01/2028	30334CAA5	AA+	Aaa	11/07/23	11/16/23	24,440,275.00	5.24	98,125.00	24,444,562.65	24,664,282.50	
FHMS K507 A2	DTD 09/01/2023 4.800% 09/01/2028	3137HAM52	AA+	Aaa	09/20/23	09/28/23	49,402,350.00	5.07	200,000.00	49,421,131.17	49,748,466.50	
FHMS K509 A2	DTD 10/01/2023 4.850% 09/01/2028	3137HAST4	AA+	Aaa	10/25/23	10/31/23	72,608,775.00	5.60	303,125.00	72,645,906.82	74,769,576.75	
FHMS K510 A2	DTD 11/01/2023 5.069% 10/01/2028	3137HB3D4	AA+	Aaa	11/14/23	11/21/23	31,907,488.00	5.14	135,173.33	31,907,953.91	32,285,175.68	
FHMS K747 A2	DTD 01/01/2022 2.050% 11/01/2028	3137H5DX2	AA+	Aaa	05/30/23	06/02/23	30,287,890.63	4.32	58,083.33	30,629,277.14	29,837,439.84	
FHMS K752 A2	DTD 08/01/2023 4.284% 07/01/2030	3137HAGZ3	AA+	Aaa	08/16/23	08/24/23	23,996,275.00	4.98	89,250.00	24,035,974.87	24,050,440.00	
FRESB 2023-SB111 A7F	DTD 11/01/2023 4.440% 09/01/2030	30334CAB3	AA+	Aaa	11/07/23	11/16/23	14,270,655.00	5.29	55,500.00	14,274,378.93	14,439,469.50	
FHMS K753 A2	DTD 11/01/2023 4.400% 10/01/2030	3137HB2L7	AA+	Aaa	11/01/23	11/09/23	76,641,054.00	5.54	300,666.67	76,680,139.93	79,251,207.48	



Managed Account Detail of Securities Held

For the Month Ending **November 30, 2023**

SAN BERNARDINO COUNTY - 76990800												
Security Type/Description	Dated Date/Coupon/Maturity	CUSIP	Par	S&P Rating	Moody's Rating	Trade Date	Settle Date	Original Cost	YTM at Cost	Accrued Interest	Amortized Cost	Market Value
Security Type Sub-Total			1,942,176,616.92					1,923,295,006.70	3.80	5,787,835.56	1,916,105,289.07	1,873,170,310.96
Federal Agency Bond / Note												
FREDDIE MAC NOTES	DTD 12/04/2020 0.250% 12/04/2023	3137EFAFA2	62,000,000.00	AA+	Aaa	12/02/20	12/04/20	61,938,620.00	0.28	76,208.33	61,999,831.84	61,973,216.00
FEDERAL HOME LOAN BANK NOTES	DTD 04/17/2023 4.860% 02/01/2024	3130AVQJ4	100,000,000.00	AA+	Aaa	04/14/23	04/17/23	100,000,000.00	4.87	1,620,000.00	100,000,000.00	99,881,500.00
FEDERAL HOME LOAN BANK NOTES	DTD 04/20/2023 4.950% 02/01/2024	3130AVR95	100,000,000.00	AA+	Aaa	04/17/23	04/20/23	100,000,000.00	4.96	1,650,000.00	100,000,000.00	99,896,100.00
FEDERAL HOME LOAN BANK NOTES	DTD 04/18/2023 4.910% 02/01/2024	3130AVR38	100,000,000.00	AA+	Aaa	04/17/23	04/18/23	100,000,000.00	4.92	1,636,666.67	100,000,000.00	99,889,600.00
FANNIE MAE NOTES	DTD 02/08/2019 2.500% 02/05/2024	3135GOV34	100,000,000.00	AA+	Aaa	02/07/19	02/08/19	99,628,000.00	2.58	805,555.56	99,986,532.09	99,466,100.00
FHLB BONDS	DTD 02/15/2019 2.500% 02/13/2024	3130AFW94	50,000,000.00	AA+	Aaa	02/14/19	02/15/19	49,823,000.00	2.58	375,000.00	49,992,819.08	49,699,350.00
FEDERAL HOME LOAN BANK NOTES	DTD 03/25/2022 2.125% 02/28/2024	3130ARHG9	30,000,000.00	AA+	Aaa	03/24/22	03/25/22	29,965,800.00	2.19	164,687.50	29,995,682.55	29,756,460.00
FEDERAL HOME LOAN BANK NOTES	DTD 06/05/2023 5.315% 03/01/2024	3130AWCT5	100,000,000.00	AA+	Aaa	05/31/23	06/05/23	100,000,000.00	5.33	1,328,750.00	100,000,000.00	99,936,700.00
FEDERAL HOME LOAN BANKS NOTES	DTD 02/12/2014 3.250% 03/08/2024	3130AOXE5	50,000,000.00	AA+	Aaa	09/26/22	09/27/22	49,164,800.00	4.45	374,652.78	49,844,981.82	49,693,350.00
FHLMC (CALLABLE) NOTES	DTD 04/29/2020 0.570% 04/29/2024	3134GVPP7	25,000,000.00	AA+	Aaa	04/27/20	04/29/20	25,000,000.00	0.57	12,666.67	25,000,000.00	24,502,400.00
FEDERAL FARM CREDIT BANK NOTES	DTD 05/16/2022 2.625% 05/16/2024	3133ENWP1	40,000,000.00	AA+	Aaa	05/10/22	05/16/22	39,946,000.00	2.69	43,750.00	39,987,663.47	39,486,120.00
FHLMC (CALLABLE) NOTES	DTD 05/20/2020 0.510% 05/20/2024	3134GVUY2	25,000,000.00	AA+	Aaa	05/12/20	05/20/20	25,000,000.00	0.51	3,895.83	25,000,000.00	24,430,975.00
FHLMC (CALLABLE) NOTES	DTD 05/20/2020 0.500% 05/20/2024	3134GVXC7	25,000,000.00	AA+	Aaa	05/18/20	05/20/20	25,000,000.00	0.50	3,819.44	25,000,000.00	24,429,825.00
FEDERAL HOME LOAN BANK NOTES	DTD 11/07/2022 4.875% 06/14/2024	3130ATVC8	50,000,000.00	AA+	Aaa	11/29/22	11/30/22	50,064,000.00	4.78	1,130,729.17	50,022,320.28	49,845,750.00



Managed Account Detail of Securities Held

For the Month Ending November 30, 2023

SAN BERNARDINO COUNTY - 76990800

Security Type/Description	Dated Date/Coupon/Maturity	CUSIP	S&P Rating	Moody's Rating	Trade Date	Settle Date	Original Cost	YTM at Cost	Accrued Interest	Amortized Cost	Market Value	
Federal Agency Bond / Note												
FEDERAL HOME LOAN BANK NOTES	DTD 06/10/2022 2.750% 06/28/2024	3130ASDSS	AA+	Aaa	06/09/22	06/10/22	49,884,000.00	2.87	584,375.00	49,967,476.64	49,249,500.00	
FANNIE MAE NOTES	DTD 07/08/2019 1.750% 07/02/2024	3135G0V75	AA+	Aaa	07/08/19	07/09/19	24,781,000.00	1.94	181,076.39	24,974,249.45	24,476,850.00	
FEDERAL HOME LOAN BANK NOTES	DTD 07/08/2022 3.000% 07/08/2024	3130ASME6	AA+	Aaa	07/06/22	07/08/22	24,951,500.00	3.10	297,916.67	24,985,403.56	24,644,725.00	
FEDERAL HOME LOAN BANK NOTES	DTD 08/15/2014 2.875% 09/13/2024	3130A2UW4	AA+	Aaa	09/23/19	09/24/19	26,450,750.00	1.65	155,729.17	25,229,276.02	24,543,650.00	
FEDERAL HOME LOAN BANK NOTES	DTD 08/15/2014 2.875% 09/13/2024	3130A2UW4	AA+	Aaa	09/25/19	09/26/19	26,433,325.00	1.67	155,729.17	25,226,771.93	24,543,650.00	
FEDERAL HOME LOAN BANK NOTES (CALLABLE)	DTD 06/17/2021 0.405% 09/17/2024	3130AMVF6	AA+	Aaa	03/27/23	03/28/23	22,243,627.90	4.58	19,671.98	22,881,513.39	22,725,703.53	
FEDERAL HOME LOAN BANK NOTES (CALLABLE)	DTD 06/23/2021 0.430% 09/23/2024	3130AMVV1	AA+	Aaa	03/27/23	03/28/23	39,142,272.00	4.59	78,508.44	40,260,650.98	39,994,614.40	
FEDERAL FARM CREDIT BANK NOTES	DTD 09/26/2022 4.250% 09/26/2024	3133ENP79	AA+	Aaa	09/22/22	09/26/22	49,996,000.00	4.25	383,680.56	49,998,358.41	49,593,650.00	
FEDERAL HOME LOAN BANK NOTES	DTD 10/28/2022 4.500% 10/03/2024	3130ATT31	AA+	Aaa	10/27/22	10/28/22	74,918,250.00	4.56	543,750.00	74,964,451.49	74,534,400.00	
FANNIE MAE NOTES	DTD 10/18/2019 1.625% 10/15/2024	3135G0W66	AA+	Aaa	10/17/19	10/18/19	24,957,250.00	1.66	51,909.72	24,992,523.44	24,236,975.00	
FEDERAL FARM CREDIT BANK NOTES	DTD 11/18/2022 4.500% 11/18/2024	3133ENZ94	AA+	Aaa	11/16/22	11/16/22	49,947,000.00	4.56	81,250.00	49,974,476.13	49,651,800.00	
FEDERAL FCB NOTES	DTD 11/18/2021 0.875% 11/18/2024	3133ENEJ5	AA+	Aaa	11/15/21	11/18/21	74,913,750.00	0.91	23,697.92	74,972,220.57	71,955,600.00	
FEDERAL HOME LOAN BANK NOTES	DTD 11/06/2014 2.750% 12/13/2024	3130A3GE8	AA+	Aaa	12/04/19	12/05/19	10,515,630.00	1.68	128,333.33	10,106,216.97	9,752,730.00	



Managed Account Detail of Securities Held

For the Month Ending November 30, 2023

SAN BERNARDINO COUNTY - 76990800

Security Type/Description	Dated Date/Coupon/Maturity	CUSIP	S&P Rating	Moody's Rating	Trade Date	Settle Date	Original Cost	YTM at Cost	Accrued Interest	Amortized Cost	Market Value
Federal Agency Bond / Note											
FEDERAL HOME LOAN BANK NOTES	DTD 11/06/2014 2.750% 12/13/2024	3130A3GE8	AA+	Aaa	12/03/19	12/05/19	26,384,500.00	1.60	320,833.33	25,285,199.46	24,381,825.00
FEDERAL HOME LOAN BANK NOTES	DTD 11/06/2014 2.750% 12/13/2024	3130A3GE8	AA+	Aaa	12/04/19	12/05/19	26,287,500.00	1.68	320,833.33	25,265,217.98	24,381,825.00
FEDERAL HOME LOAN BANK NOTES	DTD 12/22/2021 1.000% 12/20/2024	3130AOF40	AA+	Aaa	07/20/22	07/21/22	23,641,500.00	3.36	111,805.56	24,407,675.54	23,928,150.00
FEDERAL HOME LOAN BANK NOTES	DTD 12/22/2021 1.000% 12/20/2024	3130AOF40	AA+	Aaa	07/20/22	07/21/22	23,665,000.00	3.32	111,805.56	24,417,921.86	23,928,150.00
FFCB NOTES	DTD 01/11/2022 1.125% 01/06/2025	3133ENKS8	AA+	Aaa	01/06/22	01/11/22	37,914,500.00	1.20	172,187.50	37,968,495.88	36,353,764.00
FANNIE MAE NOTES	DTD 01/10/2020 1.625% 01/07/2025	3135G0X24	AA+	Aaa	01/08/20	01/10/20	74,760,750.00	1.69	487,500.00	74,947,139.39	72,138,225.00
FREDDIE MAC NOTES	DTD 02/14/2020 1.500% 02/12/2025	3137EAEPO	AA+	Aaa	02/13/20	02/14/20	49,961,500.00	1.52	227,083.33	49,990,738.90	47,905,450.00
FEDERAL FARM CREDIT BANK NOTES	DTD 02/15/2022 1.750% 02/14/2025	3133ENPG9	AA+	Aaa	02/10/22	02/15/22	29,919,900.00	1.84	156,041.67	29,967,740.55	28,823,880.00
FFCB BONDS	DTD 02/21/2023 4.750% 02/21/2025	3133EPBH7	AA+	Aaa	04/12/23	04/13/23	75,747,750.00	4.18	989,583.33	75,492,635.29	74,642,625.00
FEDERAL HOME LOAN BANKS NOTES	DTD 03/03/2023 5.000% 02/28/2025	3130AV7L0	AA+	Aaa	03/02/23	03/03/23	22,969,640.00	5.07	297,083.33	22,981,025.00	22,956,944.00
FEDERAL HOME LOAN BANKS NOTES	DTD 02/17/2015 2.375% 03/14/2025	3130A4CH3	AA+	Aaa	12/05/19	12/06/19	26,658,094.40	1.74	131,263.61	26,039,317.54	24,988,416.96
FFCB BONDS	DTD 03/28/2023 4.000% 03/28/2025	3133EPER2	AA+	Aaa	03/27/23	03/28/23	49,786,400.00	4.23	350,000.00	49,858,866.21	49,344,400.00
FANNIE MAE NOTES	DTD 04/24/2020 0.625% 04/22/2025	3135G03U5	AA+	Aaa	04/22/20	04/24/20	49,897,000.00	0.67	33,854.17	49,971,313.60	47,086,900.00
FHLMC (CALLABLE) NOTES	DTD 05/06/2020 0.700% 05/06/2025	3134GVPR3	AA+	Aaa	04/27/20	05/06/20	25,000,000.00	0.70	12,152.78	25,000,000.00	23,536,325.00



Managed Account Detail of Securities Held

For the Month Ending November 30, 2023

SAN BERNARDINO COUNTY - 76990800

Security Type/Description	Dated Date/Coupon/Maturity	CUSIP	S&P Rating	Moody's Rating	Trade Date	Settle Date	Original Cost	YTM at Cost	Accrued Interest	Amortized Cost	Market Value
Federal Agency Bond / Note											
FEDERAL HOME LOAN BANKS NOTES	DTD 06/12/2023 4.625% 06/06/2025	3130AWER7	AA+	Aaa	06/09/23	06/12/23	40,965,970.00	4.67	890,184.03	40,974,043.32	40,783,561.00
FANNIE MAE NOTES	DTD 06/19/2020 0.500% 06/17/2025	3135G04Z3	AA+	Aaa	06/17/20	06/19/20	49,896,500.00	0.54	113,888.89	49,967,996.71	46,729,700.00
FREDDIE MAC NOTES	DTD 07/23/2020 0.375% 07/21/2025	3137EAEU9	AA+	Aaa	07/21/20	07/23/20	44,775,900.00	0.48	60,937.50	44,926,528.62	41,836,320.00
FANNIE MAE NOTES	DTD 08/27/2020 0.375% 08/25/2025	3135G05X7	AA+	Aaa	08/25/20	08/27/20	49,766,000.00	0.47	50,000.00	49,918,792.76	46,314,000.00
FREDDIE MAC (CALLABLE) NOTES	DTD 09/02/2020 0.550% 09/02/2025	3134GWA22	AA+	Aaa	09/02/20	09/03/20	19,900,000.00	0.55	27,058.47	19,900,000.00	18,468,692.50
FEDERAL HOME LOAN BANK NOTES	DTD 09/11/2020 0.375% 09/04/2025	3130AK5E2	AA+	Aaa	09/10/20	09/11/20	13,958,000.00	0.44	12,687.50	13,985,153.38	12,958,092.00
FREDDIE MAC NOTES	DTD 09/25/2020 0.375% 09/23/2025	3137EAEX3	AA+	Aaa	09/23/20	09/25/20	19,939,800.00	0.44	14,166.67	19,978,151.10	18,468,800.00
FANNIE MAE NOTES	DTD 11/12/2020 0.500% 11/07/2025	3135G06G3	AA+	Aaa	11/09/20	11/12/20	44,838,900.00	0.57	15,000.00	44,937,453.21	41,448,285.00
FEDERAL HOME LOAN BANK NOTES	(CALLABLE) DTD 02/24/2021 0.750% 02/24/2026	3130ALCV4	AA+	Aaa	01/25/23	01/26/23	53,019,014.00	4.13	118,622.92	54,579,391.49	53,609,712.10
FEDERAL HOME LOAN BANK NOTES	DTD 03/01/2023 4.500% 03/13/2026	3130AV6J6	AA+	Aaa	04/05/23	04/06/23	51,022,500.00	3.76	487,500.00	50,794,535.91	49,735,000.00
FEDERAL HOME LOAN BANKS NOTES	DTD 05/10/2019 2.500% 06/12/2026	3130AGFP5	AA+	Aaa	04/10/23	04/11/23	47,420,499.46	3.95	581,348.26	47,847,781.95	46,980,281.91
FEDERAL HOME LOAN BANK (CALLABLE) NOTES	DTD 09/29/2021 0.900% 06/29/2026	3130ANXZ8	AA+	Aaa	04/24/23	04/25/23	45,152,500.00	4.19	190,000.00	46,071,061.58	45,321,550.00
FEDERAL HOME LOAN BANKS NOTES	DTD 08/14/2023 4.500% 08/14/2026	3133EPSW6	AA+	Aaa	08/09/23	08/14/23	49,885,000.00	4.57	668,750.00	49,896,437.04	49,815,200.00



Managed Account Detail of Securities Held

For the Month Ending November 30, 2023

SAN BERNARDINO COUNTY - 76990800

Security Type/Description Dated Date/Coupon/Maturity	CUSIP	S&P Rating	Moody's Rating	Trade Date	Settle Date	Original Cost	YTM at Cost	Accrued Interest	Amortized Cost	Market Value
Federal Agency Bond / Note										
FEDERAL HOME LOAN BANK NOTES (CALLABLE) DTD 09/23/2021 1.030% 09/30/2026	3130APAZ8	AA+	Aaa	04/26/23	04/27/23	45,375,000.00	3.94	87,263.89	46,180,311.50	45,110,600.00
FEDERAL HOME LOAN BANK NOTES (CALLABLE) DTD 10/26/2021 1.250% 10/26/2026	3130APJ55	AA+	Aaa	02/06/23	02/07/23	31,226,937.00	4.24	42,255.21	32,002,389.99	31,505,027.46
FEDERAL HOME LOAN BANK NOTES (CALLABLE) DTD 10/26/2021 1.250% 10/26/2026	3130APJ55	AA+	Aaa	01/23/23	01/24/23	44,101,057.50	4.12	59,475.69	45,198,731.55	44,344,436.12
FEDERAL HOME LOAN BANK NOTES (CALLABLE) DTD 11/23/2021 1.500% 11/23/2026	3130APVJ1	AA+	Aaa	02/13/23	02/14/23	45,055,000.00	4.37	16,666.67	46,095,674.89	45,540,850.00
FANNIE MAE NOTES (CALLABLE) DTD 12/18/2020 0.875% 12/18/2026	3135G06L2	AA+	Aaa	12/08/22	12/09/22	39,102,150.00	4.18	176,300.35	40,413,056.43	39,692,220.00
FEDERAL HOME LOAN BANK NOTES (CALLABLE) DTD 12/22/2021 1.250% 12/21/2026	3130AQF65	AA+	Aaa	11/30/22	12/01/22	44,534,000.00	4.21	277,777.78	45,881,123.57	45,358,900.00
FEDERAL HOME LOAN BANK NOTES (CALLABLE) DTD 12/30/2020 0.600% 12/30/2026	3130AKK88	AA+	Aaa	04/03/23	04/04/23	35,003,322.85	4.11	100,175.92	35,850,470.87	35,158,204.11
FEDERAL HOME LOAN BANK NOTES (CALLABLE) DTD 02/26/2021 1.000% 02/26/2027	3130ALDA9	AA+	Aaa	01/31/23	02/01/23	19,931,625.00	4.07	59,375.00	20,455,324.61	19,978,965.00
FEDERAL HOME LOAN BANK NOTES (CALLABLE) DTD 02/26/2021 1.115% 02/26/2027	3130ALGL2	AA+	Aaa	01/24/23	01/25/23	22,305,500.00	4.00	73,559.03	22,864,974.21	22,338,975.00
FHLB NOTES (CALLABLE) DTD 02/26/2021 0.920% 02/26/2027	3130ALCE2	AA+	Aaa	02/03/23	02/06/23	22,095,000.00	4.06	60,694.44	22,679,530.72	22,139,900.00
FEDERAL HOME LOAN BANK NOTES (CALLABLE) DTD 02/26/2021 1.115% 02/26/2027	3130ALGL2	AA+	Aaa	01/31/23	02/01/23	22,673,288.00	4.11	75,059.63	23,251,702.36	22,794,690.09



Managed Account Detail of Securities Held

For the Month Ending November 30, 2023

SAN BERNARDINO COUNTY - 76990800

Security Type/Description Dated Date/Coupon/Maturity	CUSIP	S&P Rating	Moody's Rating	Trade Date	Settle Date	Original Cost	YTM at Cost	Accrued Interest	Amortized Cost	Market Value
Federal Agency Bond / Note										
FEDERAL HOME LOAN BANK NOTES (CALLABLE) DTD 02/26/2021 0.900% 02/26/2027	3130AL5A8	AA+	Aaa	01/05/23	01/06/23	32,493,120.00	4.40	88,825.00	33,560,820.74	33,099,224.40
FEDERAL FARM CREDIT BANK NOTES DTD 01/06/2023 4.000% 01/06/2028	3133EN5N6	AA+	Aaa	01/03/23	01/06/23	49,915,000.00	4.04	805,555.56	49,930,314.90	49,260,850.00
FEDERAL HOME LOAN BANKS NOTES DTD 07/14/2023 4.000% 06/30/2028	3130AWN63	AA+	Aaa	07/13/23	07/14/23	14,960,100.00	4.06	228,333.33	14,963,181.08	14,731,879.65
FFCB NOTES (CALLABLE) DTD 09/20/2021 1.300% 09/20/2028	3133EM5P3	AA+	Aaa	04/10/23	04/11/23	29,326,035.40	3.95	86,279.99	29,834,972.41	28,861,873.36
FANNIE MAE NOTES (CALLABLE) DTD 09/25/2020 0.810% 09/25/2028	3136G43D3	AA+	Aaa	04/03/23	04/04/23	21,244,500.00	3.88	37,125.00	21,696,811.59	20,922,850.00
Security Type Sub-Total	3,019,282,000.00					2,947,140,828.51	3.22	21,138,904.53	2,961,593,425.80	2,900,496,813.59
Corporate Note										
JOHN DEERE CAPITAL CORP CORPORATE NOTES DTD 01/10/2022 0.900% 01/10/2024	24422EVX4	A	A2	01/04/22	01/10/22	2,999,520.00	0.91	10,575.00	2,999,973.70	2,985,309.00
BANK OF NY MELLON CORP NOTES (CALLABLE) DTD 02/04/2014 3.650% 02/04/2024	06406HCS6	A	A1	11/18/21	11/22/21	7,363,010.52	0.96	82,527.41	6,975,359.65	6,928,608.48
TOYOTA MOTOR CREDIT CORP CORPORATE NOTES DTD 03/22/2022 2.500% 03/22/2024	89236TDX4	A+	A1	03/18/22	03/22/22	19,987,600.00	2.53	95,833.33	19,998,100.14	19,805,960.00
AMAZON.COM INC CORPORATE NOTES DTD 04/13/2022 2.730% 04/13/2024	023135CD6	AA	A1	04/11/22	04/13/22	50,000,000.00	2.73	182,000.00	50,000,000.00	49,471,600.00
BANK ON NY MELLON CORP FLT NOTES (CALLAB) DTD 04/26/2021 5.580% 04/26/2024	06406RAT4	A	A1	04/19/21	04/26/21	15,000,000.00	0.27	83,645.83	15,000,000.00	14,993,415.00



Managed Account Detail of Securities Held

For the Month Ending **November 30, 2023**

SAN BERNARDINO COUNTY - 76990800

Security Type/Description Dated Date/Coupon/Maturity	CUSIP	S&P Rating	Moody's Rating	Trade Date	Settle Date	Original Cost	YTM at Cost	Accrued Interest	Amortized Cost	Market Value
Corporate Note										
BANK OF NY MELLON CORP NOTES (CALLABLE) DTD 04/26/2021 0.500% 04/26/2024	06406RAS6	A	A1	04/19/21	04/26/21	34,962,550.00	0.54	17,013.89	34,994,977.05	34,291,985.00
JOHN DEERE CAPITAL CORP CORPORATE NOTES DTD 06/10/2021 0.450% 06/07/2024	24422EVO9	A	A2	06/07/21	06/10/21	29,962,500.00	0.49	65,250.00	29,993,515.55	29,233,830.00
TOYOTA MOTOR CREDIT CORP CORPORATE NOTES DTD 06/18/2021 0.500% 06/18/2024	89236TJH9	A+	A1	06/15/21	06/18/21	14,982,150.00	0.54	33,958.33	14,996,742.70	14,584,020.00
TOTOTA MOTOR CREDIT CORP NOTE (FLOAT) DTD 06/18/2021 5.580% 06/18/2024	89236TJJS	A+	A1	06/15/21	06/18/21	20,000,000.00	0.27	226,022.20	20,000,000.00	19,981,860.00
JOHN DEERE CAPITAL CORP CORPORATE NOTES DTD 09/10/2021 0.625% 09/10/2024	24422EVU0	A	A2	09/07/21	09/10/21	14,990,250.00	0.65	21,093.75	14,997,473.54	14,445,930.00
TOYOTA MOTOR CREDIT CORP CORPORATE NOTES DTD 09/13/2021 0.625% 09/13/2024	89236TJNG	A+	A1	09/08/21	09/13/21	39,981,200.00	0.64	54,166.67	39,995,077.01	38,623,760.00
JOHN DEERE CAPITAL CORP CORPORATE NOTES DTD 10/11/2022 4.550% 10/11/2024	24422EWM7	A	A2	10/05/22	10/11/22	14,990,400.00	4.58	94,791.67	14,995,863.20	14,886,615.00
BANK OF NY MELLON CORP (CALLABLE) CORPOR DTD 10/25/2021 0.850% 10/25/2024	06406RAX5	A	A1	10/20/21	10/25/21	49,967,500.00	0.87	42,500.00	49,990,244.07	47,764,900.00
BANK OF NY MELLON CORP FLT NOTES (CALLAB DTD 10/25/2021 5.520% 10/25/2024	06406RAY3	A	A1	10/20/21	10/25/21	50,000,000.00	0.25	283,458.33	50,000,000.00	49,744,350.00
AMAZON.COM INC CORPORATE NOTES DTD 12/01/2022 4.700% 11/29/2024	023135CM6	AA	A1	11/29/22	12/01/22	24,983,250.00	4.74	6,527.78	24,991,636.49	24,857,500.00



Managed Account Detail of Securities Held

For the Month Ending **November 30, 2023**

SAN BERNARDINO COUNTY - 76990800

Security Type/Description	Dated Date/Coupon/Maturity	CUSIP	S&P Rating	Moody's Rating	Trade Date	Settle Date	Original Cost	YTM at Cost	Accrued Interest	Amortized Cost	Market Value
Corporate Note											
JOHN DEERE CAPITAL CORP CORPORATE NOTES	24422EVY2	24422EVY2	A	A2	01/04/22	01/10/22	9,995,300.00	1.27	48,958.33	9,998,258.94	9,582,760.00
DTD 01/10/2022 1.250% 01/10/2025											
TOYOTA MOTOR CREDIT CORP CORPORATE NOTES	89236TKN4	89236TKN4	A+	A1	01/09/23	01/12/23	14,993,550.00	4.82	282,000.00	14,996,407.82	14,930,310.00
DTD 01/12/2023 4.800% 01/10/2025											
JOHN DEERE CAPITAL CORP CORPORATE NOTES	24422EWB1	24422EWB1	A	A2	03/02/22	03/07/22	6,996,990.00	2.14	34,708.33	6,998,731.19	6,743,345.00
DTD 03/07/2022 2.125% 03/07/2025											
AMAZON.COM INC CORPORATE NOTES	023135CE4	023135CE4	AA	A1	04/11/22	04/13/22	49,920,500.00	3.06	200,000.00	49,963,804.29	48,636,600.00
DTD 04/13/2022 3.000% 04/13/2025											
BANK OF NY MELLON CORP (CALLABLE) CORP N	06406RBC0	06406RBC0	A	A1	04/19/22	04/26/22	49,993,000.00	3.36	167,500.00	49,996,733.33	48,603,550.00
DTD 04/26/2022 3.350% 04/25/2025											
JOHN DEERE CAPITAL CORP CORPORATE NOTES	24422EWW5	24422EWW5	A	A2	06/05/23	06/08/23	4,997,200.00	4.98	118,937.50	4,997,875.99	4,990,930.00
DTD 06/08/2023 4.950% 06/06/2025											
BANK OF NY MELLON CORP CORP NOTES (CALLA)	06406RBF3	06406RBF3	A	A1	06/08/22	06/13/22	20,000,000.00	3.43	320,133.33	20,000,000.00	19,766,320.00
DTD 06/13/2022 3.430% 06/13/2025											
MET TOWER GLOBAL FUNDING NOTES	58989V2E3	58989V2E3	AA-	Aa3	06/06/22	06/13/22	34,965,700.00	3.73	604,333.33	34,982,474.45	34,096,125.00
DTD 06/13/2022 3.700% 06/13/2025											
TOYOTA MOTOR CREDIT CORP CORPORATE NOTES	89236TKC8	89236TKC8	A+	A1	06/27/22	06/30/22	14,985,750.00	3.98	248,520.83	14,992,497.95	14,699,880.00
DTD 06/30/2022 3.950% 06/30/2025											
JOHN DEERE CAPITAL CORP CORPORATE NOTES	24422EWJ4	24422EWJ4	A	A2	09/06/22	09/08/22	6,996,500.00	4.07	65,362.50	6,997,933.85	6,884,752.00
DTD 09/08/2022 4.050% 09/08/2025											
WALMART INC CORPORATE NOTES	93114ZEW9	93114ZEW9	AA	Aa2	09/06/22	09/09/22	4,996,500.00	3.93	44,416.67	4,997,930.66	4,922,015.00
DTD 09/09/2022 3.900% 09/09/2025											



Managed Account Detail of Securities Held

For the Month Ending November 30, 2023

SAN BERNARDINO COUNTY - 76990800

Security Type/Description	Dated Date/Coupon/Maturity	CUSIP	Par	S&P Rating	Moody's Rating	Trade Date	Settle Date	Original Cost	YTM at Cost	Accrued Interest	Amortized Cost	Market Value
Corporate Note												
NESTLE HOLDINGS INC CORP NOTE	09/13/2022 4.000% 09/12/2025	641062BA1	5,000,000.00	AA-	Aa3	09/06/22	09/13/22	4,998,350.00	4.01	43,888.89	4,999,019.04	4,919,660.00
TOYOTA MOTOR CREDIT CORP CORP NOTES	11/10/2022 5.400% 11/10/2025	89236TKK0	25,000,000.00	A+	A1	11/07/22	11/10/22	24,970,500.00	5.44	78,750.00	24,980,889.60	25,153,125.00
BANK OF NY MELLON (CALLABLE) NOTES	11/22/2022 5.224% 11/21/2025	06405LAC5	5,000,000.00	AA-	Aa2	11/15/22	11/22/22	5,000,000.00	5.22	7,255.56	5,000,000.00	4,981,330.00
AMAZON.COM INC CORPORATE NOTES	12/01/2022 4.600% 12/01/2025	023135CN4	25,000,000.00	AA	A1	11/29/22	12/01/22	24,998,500.00	4.60	575,000.00	24,998,999.54	24,829,925.00
MET LIFE GLOB FUNDING I NOTES	01/06/2023 5.000% 01/06/2026	592179KD6	15,000,000.00	AA-	Aa3	01/03/23	01/06/23	15,000,000.00	5.00	302,083.33	15,000,000.00	14,924,250.00
JOHN DEERE CAPITAL CORP CORPORATE NOTES	01/09/2023 4.800% 01/09/2026	24422EWPO	15,000,000.00	A	A2	01/03/23	01/09/23	14,992,950.00	4.82	284,000.00	14,995,046.99	14,961,810.00
PROCTER & GAMBLE CO/THE CORPORATE NOTES	01/26/2023 4.100% 01/26/2026	742718FY0	10,000,000.00	AA-	Aa3	01/23/23	01/26/23	9,993,300.00	4.12	142,361.11	9,995,188.96	9,863,400.00
WALMART INC CORPORATE NOTES (CALLABLE)	04/18/2023 4.000% 04/15/2026	931142FA6	15,000,000.00	AA	Aa2	04/12/23	04/18/23	14,993,400.00	4.02	76,666.67	14,994,770.72	14,773,800.00
APPLE INC CORP NOTES (CALLABLE)	05/10/2023 4.421% 05/08/2026	037833ESS	30,000,000.00	AA+	Aaa	05/08/23	05/10/23	30,000,000.00	4.42	84,735.83	30,000,000.00	29,778,270.00
TOYOTA MOTOR CREDIT CORP CORP NOTES	05/18/2023 4.450% 05/18/2026	89236TKT1	25,000,000.00	A+	A1	05/15/23	05/18/23	24,985,500.00	4.47	40,173.61	24,988,106.30	24,671,425.00
JOHN DEERE CAPITAL CORP CORPORATE NOTES	06/08/2023 4.750% 06/08/2026	24422EWX3	5,000,000.00	A	A2	06/05/23	06/08/23	4,997,100.00	4.77	114,131.94	4,997,565.69	4,985,370.00
Security Type Sub-Total			783,957,000.00					783,940,520.52	2.68	5,183,281.95	783,801,198.41	770,298,594.48



Managed Account Detail of Securities Held

For the Month Ending November 30, 2023

SAN BERNARDINO COUNTY - 76990800

Security Type/Description Dated Date/Coupon/Maturity	CUSIP	S&P Rating	Moody's Rating	Trade Date	Settle Date	Original Cost	YTM at Cost	Accrued Interest	Amortized Cost	Market Value
Commercial Paper										
MICROSOFT CORP COMM PAPER -- 0.000% 12/01/2023	59515NZ14	A-1+	P-1	09/25/23	09/26/23	99,022,833.33	5.38	0.00	100,000,000.00	99,984,900.00
METLIFE SHORT TERM FUND COMM PAPER DTD 09/06/2023 0.000% 12/20/2023	59157UZL7	A-1+	P-1	09/06/23	09/06/23	68,005,862.75	5.47	0.00	68,893,822.78	68,878,308.24
METLIFE SHORT TERM FUND COMM PAPER DTD 05/01/2023 0.000% 12/21/2023	59157UZM5	A-1+	P-1	07/05/23	07/05/23	46,599,489.72	5.49	0.00	47,657,927.78	47,646,179.60
CHARIOT FUNDING LLC COMM PAPER DTD 11/06/2023 0.000% 12/29/2023	15963UZV1	A-1	P-1	11/06/23	11/07/23	49,608,555.56	5.46	0.00	49,789,222.22	49,776,000.00
TOYOTA MOTOR CREDIT CORP COMM PAPER DTD 09/05/2023 0.000% 01/03/2024	89233GA30	A-1+	P-1	09/05/23	09/05/23	49,081,666.67	5.61	0.00	49,747,458.33	49,732,800.00
CHARTA LLC COMM PAPER DTD 09/27/2023 0.000% 01/08/2024	16115VA82	A-1	P-1	09/27/23	09/27/23	49,211,763.89	5.60	0.00	49,709,194.44	49,700,150.00
JUPITER SECURITIZATION COMPANY COMM PAPE DTD 07/12/2023 0.000% 01/10/2024	4820P2AA3	A-1	P-1	07/12/23	07/13/23	48,592,222.22	5.76	0.00	49,688,888.89	49,681,500.00
CRC FUNDING LLC COMM PAPER DTD 09/26/2023 0.000% 01/19/2024	12619TAK0	A-1	P-1	09/26/23	09/27/23	24,563,791.67	5.61	0.00	24,812,506.95	24,806,975.00
TOYOTA MOTOR CREDIT CORP COMM PAPER DTD 09/05/2023 0.000% 01/19/2024	89233GAK2	A-1+	P-1	09/05/23	09/05/23	48,957,333.33	5.64	0.00	49,624,333.33	49,613,350.00
JUPITER SEC CO LLC -- 0.000% 01/19/2024	4820P2AK1	A-1	P-1	11/29/23	11/30/23	49,622,222.22	5.48	0.00	49,629,777.78	49,609,500.00
BOFA SECURITIES INC COMM PAPER (FLOAT) DTD 08/02/2023 5.840% 02/02/2024	06054NB26	A-1	NR	08/02/23	08/03/23	48,569,041.67	41.73	979,597.19	49,507,375.00	49,503,700.00
MICROSOFT CORP COMM PAPER DTD 11/27/2023 0.000% 02/07/2024	59515MB79	A-1+	P-1	11/27/23	11/28/23	49,476,375.00	5.37	0.00	49,498,500.00	49,480,450.00
JP MORGAN SECURITIES LLC COMM PAPER DTD 06/06/2023 0.000% 03/01/2024	46640PC19	A-1	P-1	06/06/23	06/07/23	47,993,722.22	5.62	0.00	49,318,763.89	49,282,550.00



Managed Account Detail of Securities Held

For the Month Ending November 30, 2023

SAN BERNARDINO COUNTY - 76990800

Security Type/Description Dated Date/Coupon/Maturity	CUSIP	S&P Rating	Moody's Rating	Trade Date	Settle Date	Original Cost	YTM at Cost	Accrued Interest	Amortized Cost	Market Value
Commercial Paper										
MICROSOFT CORP COMM PAPER DTD 11/16/2023 0.000% 03/01/2024	59515MC45	A-1+	P-1	11/16/23	11/17/23	49,199,000.00	5.58	0.00	49,305,800.00	49,281,750.00
MICROSOFT CORP COMM PAPER DTD 11/16/2023 0.000% 03/01/2024	59515MC11	A-1+	P-1	11/16/23	11/16/23	49,215,305.56	5.42	0.00	49,326,347.23	49,304,500.00
METLIFE SHORT TERM FUND COMM PAPER DTD 11/28/2023 0.000% 03/05/2024	59157TC50	A-1+	P-1	11/28/23	11/30/23	47,886,925.33	5.43	0.00	47,894,144.86	47,857,226.76
CRC FUNDING LLC COMM PAPER DTD 11/02/2023 0.000% 03/07/2024	12619TC77	A-1	P-1	11/02/23	11/02/23	49,028,750.00	5.66	0.00	49,252,291.67	49,234,650.00
METLIFE SHORT TERM FUND COMM PAPER DTD 11/28/2023 0.000% 03/20/2024	59157TCL5	A-1+	P-1	11/28/23	11/30/23	49,172,125.00	5.46	0.00	49,179,583.33	49,153,100.00
MICROSOFT CORP COMM PAPER DTD 11/27/2023 0.000% 04/18/2024	59515MDJ1	A-1+	P-1	11/27/23	11/28/23	48,948,805.56	5.44	0.00	48,971,013.89	48,945,800.00
CRC FUNDING LLC COMM PAPER DTD 11/30/2023 0.000% 04/18/2024	12619TDJ0	A-1	P-1	11/30/23	12/01/23	48,945,916.67	5.58	0.00	48,945,916.67	48,913,850.00
TOYOTA MOTOR CREDIT CORP COMM PAPER DTD 11/01/2023 0.000% 05/01/2024	89233GE10	A-1+	P-1	11/01/23	11/02/23	48,604,791.67	5.71	0.00	48,828,333.34	48,788,950.00
MICROSOFT CORP COMM PAPER DTD 11/27/2023 0.000% 05/01/2024	59515ME19	A-1+	P-1	11/27/23	11/28/23	48,850,416.67	5.47	0.00	48,872,666.67	48,841,150.00
METLIFE SHORT TERM FUNDING COMM PAPER DTD 11/27/2023 0.000% 05/02/2024	59157TE25	A-1+	P-1	11/27/23	11/29/23	48,837,500.00	5.53	0.00	48,852,500.00	48,796,400.00
Security Type Sub-Total						1,167,994,416.71	7.05	979,597.19	1,177,306,369.05	1,176,813,739.60

Certificate of Deposit										
WELLS FARGO BANK NA CERT DEPOS DTD 04/10/2023 5.050% 01/03/2024	95001KJV7	A-1	P-1	04/06/23	04/10/23	100,000,000.00	5.05	3,296,527.78	100,000,000.00	99,938,817.30
WELLS FARGO BANK NA CERT DEPOS DTD 04/10/2023 5.000% 02/01/2024	95001KJW5	A-1	P-1	04/06/23	04/10/23	100,000,000.00	5.00	3,263,888.89	100,000,000.00	99,862,691.10



Managed Account Detail of Securities Held

For the Month Ending November 30, 2023

SAN BERNARDINO COUNTY - 76990800

Security Type/Description	Dated Date/Coupon/Maturity	CUSIP	S&P Rating	Moody's Rating	Trade Date	Settle Date	Original Cost	YTM at Cost	Accrued Interest	Amortized Cost	Market Value
Certificate of Deposit											
Security Type Sub-Total			200,000,000.00				200,000,000.00	5.03	6,560,416.67	200,000,000.00	199,801,508.40
Bank Note											
WELLS FARGO BANK NA BANK NOTES (CALLABLE)		9498816B8	A+	Aa2	08/02/23	08/09/23	9,992,800.00	5.59	172,666.67	9,993,935.27	10,012,320.00
DTD 08/09/2023 5.550% 08/01/2025											
WELLS FARGO BANK NA BANK NOTES (CALLABLE)		9498816D4	A+	Aa2	08/02/23	08/09/23	9,999,200.00	5.45	169,555.56	9,999,283.36	10,037,520.00
DTD 08/09/2023 5.450% 08/07/2026											

Security Type Sub-Total **20,000,000.00** **19,992,000.00** **5.52** **342,222.23** **19,993,218.63** **20,049,840.00**

Asset-Backed Security

MBALT 2021-B A3		58769KAD6	AAA	NR	06/22/21	06/29/21	3,220,707.05	0.40	572.61	3,220,881.31	3,209,679.80
DTD 06/29/2021 0.400% 11/15/2024											
BMWLT 2021-2 A3		09690AAC7	NR	Aaa	09/08/21	09/15/21	146,154.01	0.33	8.04	146,164.17	145,724.37
DTD 09/15/2021 0.330% 12/26/2024											
BMWOT 2022-A AZA		05602RAB7	AAA	Aaa	05/10/22	05/18/22	411,588.56	2.52	172.88	411,606.01	410,868.22
DTD 05/18/2022 2.520% 12/26/2024											
TAOT 2022-B AZA		89238FAB9	AAA	Aaa	04/07/22	04/13/22	771,886.48	2.35	806.23	771,906.41	770,430.56
DTD 04/13/2022 2.350% 01/15/2025											
BMWLT 2023-1 A2		05593AAB5	AAA	Aaa	02/07/23	02/15/23	3,077,067.36	5.27	2,702.87	3,077,147.05	3,073,470.03
DTD 02/15/2023 5.270% 02/25/2025											
BMWLT 2022-1 A3		05601XAC3	AAA	NR	01/11/22	01/19/22	2,925,093.16	1.10	536.35	2,925,349.70	2,904,904.65
DTD 01/19/2022 1.100% 03/25/2025											
HART 2022-B AZA		44918MAB6	AAA	NR	07/12/22	07/20/22	3,084,772.17	3.64	4,990.73	3,084,847.95	3,072,067.82
DTD 07/20/2022 3.640% 05/15/2025											
JDOT 2022-B A2		47800AAB6	NR	Aaa	07/12/22	07/20/22	3,718,350.73	3.73	6,164.85	3,718,535.77	3,703,938.74
DTD 07/20/2022 3.730% 06/16/2025											



Managed Account Detail of Securities Held

For the Month Ending November 30, 2023

SAN BERNARDINO COUNTY - 76990800

Security Type/Description	Dated Date/Coupon/Maturity	CUSIP	S&P Rating	Moody's Rating	Trade Date	Settle Date	Original Cost	YTM at Cost	Accrued Interest	Amortized Cost	Market Value
Asset-Backed Security											
HAROT 2021-2 A3	DTD 05/26/2021 0.330% 08/15/2025	43811JAC1	AAA	Aaa	01/31/22	02/02/22	3,728,319.35	0.68	553.52	3,751,949.26	3,693,458.24
HAROT 2021-2 A3	DTD 05/26/2021 0.330% 08/15/2025	43811JAC1	AAA	Aaa	05/18/21	05/26/21	7,170,359.05	0.33	1,051.70	7,170,525.72	7,017,570.67
JDOT 2022-C A2	DTD 10/19/2022 4.980% 08/15/2025	47800BAB4	NR	Aaa	10/12/22	10/19/22	18,437,941.47	4.98	40,810.77	18,438,202.70	18,391,953.76
TLOT 2023-A A2	DTD 04/18/2023 5.300% 08/20/2025	89239MAB3	AAA	Aaa	04/11/23	04/18/23	5,016,367.09	5.30	8,124.04	5,016,418.77	5,000,336.16
BWMLT 2023-2 A2	DTD 10/11/2023 5.950% 08/25/2025	055979AB4	AAA	NR	10/03/23	10/11/23	3,499,804.35	5.95	3,470.83	3,499,818.13	3,504,265.45
MBART 2022-1 A2	DTD 11/22/2022 5.260% 10/15/2025	58768PAB0	AAA	Aaa	11/15/22	11/22/22	5,983,977.98	5.26	13,990.10	5,984,113.15	5,974,385.04
HAROT 2023-1 A2	DTD 02/24/2023 5.220% 10/21/2025	43815JAB9	NR	Aaa	02/16/23	02/24/23	5,176,416.28	5.22	7,506.25	5,176,506.09	5,160,865.39
TAOT 2021-B A3	DTD 06/14/2021 0.260% 11/17/2025	89190GAC1	AAA	NR	06/08/21	06/14/21	16,668,690.53	0.26	1,926.37	16,669,689.83	16,255,119.11
MBALT 2023-A A2	DTD 05/24/2023 5.240% 11/17/2025	58768RAB6	AAA	Aaa	05/11/23	05/24/23	18,999,777.70	5.24	44,248.89	18,999,824.46	18,944,599.80
HART 2022-C A2A	DTD 11/09/2022 5.350% 11/17/2025	44933DAB7	AAA	NR	11/01/22	11/09/22	22,144,332.26	5.35	52,657.56	22,144,812.79	22,109,251.25
BWMLT 2023-1 A3	DTD 02/15/2023 5.160% 11/25/2025	05593AAC3	AAA	Aaa	02/07/23	02/15/23	6,149,853.63	5.16	5,289.00	6,149,895.35	6,122,885.27
HART 2023-A A2A	DTD 04/12/2023 5.190% 12/15/2025	448979AB0	AAA	NR	04/04/23	04/12/23	10,811,055.36	5.19	24,938.94	10,811,204.24	10,779,417.13
MBART 2023-1 A2	DTD 01/25/2023 5.090% 01/15/2026	58770AAB9	AAA	NR	01/18/23	01/25/23	2,228,951.03	5.09	5,042.56	2,228,972.98	2,223,857.03
TAOT 2023-A A2	DTD 01/30/2023 5.050% 01/15/2026	891940AB4	AAA	NR	01/24/23	01/30/23	5,303,253.02	5.05	11,903.34	5,303,313.48	5,289,381.28



Managed Account Detail of Securities Held

For the Month Ending November 30, 2023

SAN BERNARDINO COUNTY - 76990800

Security Type/Description	Dated Date/Coupon/Maturity	CUSIP	S&P Rating	Moody's Rating	Trade Date	Settle Date	Original Cost	YTM at Cost	Accrued Interest	Amortized Cost	Market Value	
Asset-Backed Security												
TAOT 2021-C A3	DTD 09/27/2021 0.430% 01/15/2026	89239BAC5	AAA	Aaa	09/21/21	09/27/21	7,666,720.91	0.43	1,465.31	7,667,030.15	7,445,898.68	
HART 2021-B A3	DTD 07/28/2021 0.380% 01/15/2026	44934KAC8	AAA	NR	07/20/21	07/28/21	8,688,460.96	0.39	1,467.71	8,689,466.96	8,486,719.91	
TAOT 2022-D A2A	DTD 11/08/2022 5.270% 01/15/2026	89239HAB4	NR	Aaa	11/01/22	11/08/22	15,801,199.10	5.27	37,010.33	15,801,257.56	15,773,423.44	
HAROT 2021-4 A3	DTD 11/24/2021 0.880% 01/21/2026	43815GAC3	NR	Aaa	11/16/21	11/24/21	5,794,972.21	0.89	1,416.85	5,795,565.03	5,612,921.87	
JDOT 2021-B A3	DTD 07/21/2021 0.520% 03/16/2026	47789QAC4	NR	Aaa	07/13/21	07/21/21	8,706,340.94	0.52	2,012.31	8,706,735.45	8,424,472.38	
JDOT 2023-A A2	DTD 03/02/2023 5.280% 03/16/2026	47800CAB2	NR	Aaa	02/22/23	03/02/23	21,811,788.05	5.28	51,186.79	21,811,977.04	21,757,647.11	
HAROT 2023-3 A2	DTD 08/22/2023 5.710% 03/18/2026	43815QAB3	AAA	NR	08/15/23	08/22/23	6,999,337.10	5.71	14,433.61	6,999,408.40	7,007,795.20	
TAOT 2021-D A3	DTD 11/15/2021 0.710% 04/15/2026	89238JAC9	AAA	NR	11/09/21	11/15/21	5,306,593.69	0.71	1,674.56	5,306,646.00	5,137,070.41	
HAROT 2023-2 A2	DTD 05/30/2023 5.410% 04/15/2026	43792TAB2	AAA	Aaa	05/23/23	05/30/23	5,499,670.55	5.41	13,224.44	5,499,728.54	5,491,971.65	
TLOT 2023-A A3	DTD 04/18/2023 4.930% 04/20/2026	89239MAC1	AAA	Aaa	04/11/23	04/18/23	13,997,558.40	4.94	21,089.44	13,998,063.18	13,887,694.80	
BMWOT 2023-A A2A	DTD 07/18/2023 5.720% 04/27/2026	05592XAB6	AAA	NR	07/11/23	07/18/23	2,999,864.40	5.72	2,860.00	2,999,882.59	3,000,699.60	
HART 2021-C A3	DTD 11/17/2021 0.740% 05/15/2026	44935FAD6	AAA	NR	11/09/21	11/17/21	4,087,768.01	0.75	1,344.72	4,088,182.01	3,969,323.43	
HART 2023-B A2A	DTD 07/19/2023 5.770% 05/15/2026	44933XAB3	AAA	NR	07/11/23	07/19/23	4,999,901.50	5.77	12,822.22	4,999,914.40	5,001,314.00	
TAOT 2023-B A2A	DTD 05/23/2023 5.280% 05/15/2026	89194IAB2	NR	Aaa	05/16/23	05/23/23	6,016,861.01	5.28	14,119.89	6,016,885.54	6,001,189.73	



Managed Account Detail of Securities Held

For the Month Ending November 30, 2023

SAN BERNARDINO COUNTY - 76990800

Security Type/Description	Dated Date/Coupon/Maturity	CUSIP	S&P Rating	Moody's Rating	Trade Date	Settle Date	Original Cost	YTM at Cost	Accrued Interest	Amortized Cost	Market Value	
Asset-Backed Security												
TAOT 2022-A A3	DTD 01/31/2022 1.230% 06/15/2026	89239KAC5	NR	Aaa	01/25/22	01/31/22	3,732,619.23	1.23	2,040.85	3,732,885.26	3,618,131.17	
JDOT 2023-B A2	DTD 06/28/2023 5.590% 06/15/2026	477920AB8	NR	Aaa	06/21/23	06/28/23	4,999,704.50	5.59	12,422.22	4,999,747.07	4,997,148.50	
MBART 2021-1 A3	DTD 09/22/2021 0.460% 06/15/2026	58772WAC7	AAA	Aaa	09/15/21	09/22/21	12,665,070.71	0.46	2,589.64	12,665,838.20	12,235,402.65	
HAROT 2023-4 A2	DTD 11/08/2023 5.870% 06/22/2026	438123AB7	NR	Aaa	11/01/23	11/08/23	5,999,536.20	5.87	22,501.66	5,999,546.49	6,019,684.20	
TAOT 2023-C A2A	DTD 08/15/2023 5.600% 08/17/2026	89231FAB6	AAA	NR	08/08/23	08/15/23	2,999,816.70	5.60	7,466.67	2,999,834.73	2,998,912.20	
JDOT 2023-C A2	DTD 09/19/2023 5.760% 08/17/2026	47787CAB9	NR	Aaa	09/12/23	09/19/23	8,749,413.75	5.76	22,400.00	8,749,450.97	8,764,458.50	
BMWOT 2022-A A3	DTD 05/18/2022 3.210% 08/25/2026	05602RAD3	AAA	Aaa	05/10/22	05/18/22	13,999,272.00	3.21	7,490.00	13,999,534.27	13,727,623.00	
FORDO 2023-C A2A	DTD 11/21/2023 5.680% 09/15/2026	344940AB7	AAA	Aaa	11/16/23	11/21/23	4,249,614.53	5.68	6,705.56	4,249,618.04	4,250,527.85	
TAOT 2022-B A3	DTD 04/13/2022 2.930% 09/15/2026	89238FAD5	AAA	Aaa	04/07/22	04/13/22	11,999,719.20	2.93	15,626.67	11,999,822.94	11,721,694.80	
GMCAR 2023-3 A2A	DTD 07/19/2023 5.740% 09/16/2026	36267KAB3	AAA	Aaa	07/11/23	07/19/23	2,249,959.28	5.74	5,381.25	2,249,964.04	2,250,689.85	
JDOT 2022-A A3	DTD 03/16/2022 2.320% 09/16/2026	47787JAC2	NR	Aaa	03/10/22	03/16/22	7,150,236.26	2.33	7,374.32	7,150,837.32	6,965,351.74	
BMWLT 2023-2 A3	DTD 10/11/2023 5.990% 09/25/2026	055979AC2	AAA	NR	10/03/23	10/11/23	2,999,939.10	5.99	2,995.00	2,999,941.72	3,024,479.40	
MBART 2023-2 A2	DTD 10/25/2023 5.920% 11/16/2026	58769FAB1	AAA	NR	10/19/23	10/25/23	4,499,798.40	5.92	11,840.00	4,499,804.48	4,516,041.15	
GMCAR 2023-4 A2A	DTD 10/11/2023 5.890% 11/16/2026	379930AB6	AAA	Aaa	10/03/23	10/11/23	5,749,452.03	5.89	14,111.46	5,749,474.53	5,764,113.38	



Managed Account Detail of Securities Held

For the Month Ending November 30, 2023

SAN BERNARDINO COUNTY - 76990800

Security Type/Description	Dated Date/Coupon/Maturity	CUSIP	Par	S&P Rating	Moody's Rating	Trade Date	Settle Date	Original Cost	YTM at Cost	Accrued Interest	Amortized Cost	Market Value
Asset-Backed Security												
TAOT 2023-D A2A	DTD 11/14/2023 5.800% 11/16/2026	89239FAB8	7,000,000.00	AAA	NR	11/07/23	11/14/23	6,999,894.30	5.80	19,172.22	6,999,895.82	7,014,992.60
HART 2022-B A3	DTD 07/20/2022 3.720% 11/16/2026	44918MAD2	11,000,000.00	AAA	NR	07/12/22	07/20/22	10,999,995.60	3.72	18,186.67	10,999,996.99	10,773,254.80
HART 2023-C A2A	DTD 11/13/2023 5.800% 01/15/2027	44918CAB8	6,255,000.00	AAA	NR	11/03/23	11/13/23	6,254,707.27	5.80	18,139.50	6,254,711.47	6,270,815.77
MBALT 2023-A A3	DTD 05/24/2023 4.740% 01/15/2027	58768RAC4	20,000,000.00	AAA	Aaa	05/11/23	05/24/23	19,999,304.00	4.74	42,133.33	19,999,403.80	19,776,780.00
JDOT 2022-B A3	DTD 07/20/2022 3.740% 02/16/2027	47800AAC4	8,600,000.00	NR	Aaa	07/12/22	07/20/22	8,599,178.70	3.74	14,295.11	8,599,423.81	8,391,290.04
HART 2023-A A3	DTD 04/12/2023 4.580% 04/15/2027	448979AD6	14,000,000.00	AAA	NR	04/04/23	04/12/23	13,998,633.60	4.58	28,497.78	13,998,851.07	13,811,830.20
HAROT 2023-1 A3	DTD 02/24/2023 5.040% 04/21/2027	43815JAC7	6,500,000.00	NR	Aaa	02/16/23	02/24/23	6,498,792.30	5.05	9,100.00	6,499,015.21	6,454,605.30
AMXCA 2022-2 A	DTD 05/24/2022 3.390% 05/17/2027	02582JJT8	20,000,000.00	AAA	NR	05/17/22	05/24/22	19,995,576.00	3.39	30,133.33	19,996,928.25	19,438,618.00
JDOT 2022-C A3	DTD 10/19/2022 5.090% 06/15/2027	47800BAC2	28,961,000.00	NR	Aaa	10/12/22	10/19/22	28,958,752.63	5.09	65,516.22	28,959,292.00	28,759,761.60
HART 2022-C A3	DTD 11/09/2022 5.390% 06/15/2027	44933DAD3	48,500,000.00	AAA	NR	11/01/22	11/09/22	48,499,767.20	5.39	116,184.44	48,499,820.86	48,473,582.05
MBART 2022-1 A3	DTD 11/22/2022 5.210% 08/16/2027	58768PAC8	20,500,000.00	AAA	Aaa	11/15/22	11/22/22	20,495,945.10	5.21	47,468.89	20,496,822.72	20,412,957.00
TAOT 2023-A A3	DTD 01/30/2023 4.630% 09/15/2027	891940AC2	13,000,000.00	AAA	NR	01/24/23	01/30/23	12,999,993.50	4.63	26,751.11	12,999,994.67	12,832,735.50
TAOT 2022-D A3	DTD 11/08/2022 5.300% 09/15/2027	89239HAD0	70,500,000.00	NR	Aaa	11/01/22	11/08/22	70,493,041.65	5.30	166,066.67	70,494,565.26	70,283,050.35
AMXCA 2022-4 A	DTD 11/03/2022 4.950% 10/15/2027	02582JJX9	33,000,000.00	AAA	NR	10/27/22	11/03/22	32,998,363.20	4.95	72,600.00	32,998,719.18	32,846,018.70



Managed Account Detail of Securities Held

For the Month Ending November 30, 2023

SAN BERNARDINO COUNTY - 76990800

Security Type/Description	Dated Date/Coupon/Maturity	CUSIP	S&P Rating	Moody's Rating	Trade Date	Settle Date	Original Cost	YTM at Cost	Accrued Interest	Amortized Cost	Market Value
Asset-Backed Security											
HAROT 2023-2 A3	DTD 05/30/2023 4.930% 11/15/2027	437927AC0	AAA	Aaa	05/23/23	05/30/23	3,999,352.00	4.93	8,764.44	3,999,425.55	3,973,276.00
MBART 2023-1 A3	DTD 01/25/2023 4.510% 11/15/2027	58770AAC7	AAA	NR	01/18/23	01/25/23	6,629,204.40	4.51	13,289.47	6,629,344.93	6,535,786.37
JDOT 2023-A A3	DTD 03/02/2023 5.010% 11/15/2027	47800CAC0	NR	Aaa	02/22/23	03/02/23	21,995,991.60	5.01	48,986.67	21,996,630.52	21,798,484.40
TAOT 2023-B A3	DTD 05/23/2023 4.710% 02/15/2028	891941AD8	NR	Aaa	05/16/23	05/23/23	12,499,301.25	4.71	26,166.67	12,499,378.84	12,379,882.50
HAROT 2023-3 A3	DTD 08/22/2023 5.410% 02/18/2028	43815OAC1	AAA	NR	08/15/23	08/22/23	6,498,659.70	5.42	12,698.47	6,498,742.19	6,517,556.50
BMWOT 2023-A A3	DTD 07/18/2023 5.470% 02/25/2028	05592XAD2	AAA	NR	07/11/23	07/18/23	2,999,468.40	5.47	2,735.00	2,999,511.36	3,013,837.80
JDOT 2023-B A3	DTD 06/28/2023 5.180% 03/15/2028	477920AC6	NR	Aaa	06/21/23	06/28/23	3,999,332.80	5.18	9,208.89	3,999,393.24	3,991,014.00
DCENT 2023-A1 A	DTD 04/11/2023 4.310% 03/15/2028	254683CY9	NR	Aaa	04/04/23	04/11/23	44,997,390.00	4.31	86,200.00	44,997,729.30	44,086,032.00
VZMT 2023-2 A	DTD 04/25/2023 4.890% 04/13/2028	92348KBL6	AAA	NR	04/18/23	04/25/23	34,999,450.50	4.89	52,295.83	34,999,517.11	34,679,109.50
TAOT 2023-C A3	DTD 08/15/2023 5.160% 04/17/2028	89231FAD2	AAA	NR	08/09/23	08/15/23	1,999,547.60	5.17	4,586.67	1,999,576.22	1,998,653.60
HART 2023-B A3	DTD 07/19/2023 5.480% 04/17/2028	44933XAD9	AAA	NR	07/11/23	07/19/23	4,999,783.00	5.48	12,177.78	4,999,799.89	5,028,998.50
JDOT 2023-C A3	DTD 09/19/2023 5.480% 05/15/2028	47787CAC7	NR	Aaa	09/12/23	09/19/23	6,749,536.28	5.48	16,440.00	6,749,553.86	6,779,570.40
AMXCA 2023-1 A	DTD 06/14/2023 4.870% 05/15/2028	02582JZ4	AAA	NR	06/07/23	06/14/23	13,998,758.20	4.87	30,302.22	13,998,875.68	13,939,594.20
COMET 2023-A1 A	DTD 05/24/2023 4.420% 05/15/2028	14041NGD7	AAA	NR	05/17/23	05/24/23	49,988,535.00	4.43	98,222.22	49,989,739.52	49,233,920.00



Managed Account Detail of Securities Held

For the Month Ending **November 30, 2023**

SAN BERNARDINO COUNTY - 76990800

Security Type/Description	Dated Date/Coupon/Maturity	CUSIP	S&P Rating	Moody's Rating	Trade Date	Settle Date	Original Cost	YTM at Cost	Accrued Interest	Amortized Cost	Market Value
Asset-Backed Security											
DCENT 2023-A2 A	06/15/2028	254683CZ6	AAA	Aaa	06/21/23	06/28/23	24,996,622.50	4.93	54,777.78	24,996,912.96	24,866,537.50
DTD 06/28/2023 4.930% 06/15/2028											
GMCAR 2023-3 A3	06/16/2028	36267KAD9	AAA	Aaa	07/11/23	07/19/23	4,999,807.00	5.45	11,354.17	4,999,821.52	5,015,737.50
DTD 07/19/2023 5.450% 06/16/2028											
HAROT 2023-4 A3	06/21/2028	438123ACS	NR	Aaa	11/01/23	11/08/23	2,249,603.78	5.67	8,150.63	2,249,608.50	2,269,613.48
DTD 11/08/2023 5.670% 06/21/2028											
TAOT 2023-D A3	08/15/2028	89239FAD4	AAA	NR	11/07/23	11/14/23	3,249,649.65	5.54	8,502.36	3,249,652.70	3,282,615.38
DTD 11/14/2023 5.540% 08/15/2028											
HART 2023-C A3	10/16/2028	44918CAD4	AAA	NR	11/03/23	11/13/23	2,749,638.38	5.54	7,617.50	2,749,641.57	2,767,614.03
DTD 11/13/2023 5.540% 10/16/2028											
Security Type Sub-Total							921,487,484.43	4.49	1,741,263.95	921,529,024.80	913,308,955.94
Managed Account Sub-Total							13,256,841,860.52	3.94	55,342,220.74	13,324,374,440.82	13,117,378,546.60
Securities Sub-Total							\$13,256,841,860.52	3.94%	\$55,342,220.74	\$13,324,374,440.82	\$13,117,378,546.60
Accrued Interest										\$55,342,220.74	
Total Investments											\$13,172,720,767.34

Bolded items are forward settling trades.



Managed Account Fair Market Value & Analytics

For the Month Ending November 30, 2023

SAN BERNARDINO COUNTY - 76990800

Security Type/Description	Dated Date/Coupon/Maturity	CUSIP	Par	Broker	Next Call Date	Market Price	Market Value	Unreal G/L On Cost	Unreal G/L Amort Cost	Effective Duration	YTM at Mkt
U.S. Treasury Bond / Note											
US TREASURY NOTES	DTD 02/28/2017 2.125% 02/29/2024	912828W48	75,000,000.00	WELLS_F		99.20	74,402,340.00	(1,250,980.31)	(679,211.77)	0.25	5.33
US TREASURY NOTES	DTD 05/15/2014 2.500% 05/15/2024	912828WJ5	50,000,000.00	BNP		98.73	49,367,190.00	(2,695,310.00)	(835,638.79)	0.46	5.32
US TREASURY NOTES	DTD 05/15/2014 2.500% 05/15/2024	912828WJ5	50,000,000.00	WELLSFAR		98.73	49,367,190.00	(2,244,138.13)	(799,776.59)	0.46	5.32
US TREASURY NOTES	DTD 05/15/2021 0.250% 05/15/2024	91282CCC3	75,000,000.00	RBC		97.72	73,289,062.50	345,703.12	(1,287,361.39)	0.46	5.34
US TREASURY NOTES	DTD 05/31/2017 2.000% 05/31/2024	912828XT2	50,000,000.00	BARCLAY		98.36	49,179,690.00	(646,481.88)	(780,813.47)	0.50	5.37
US TREASURY NOTES	DTD 06/30/2017 2.000% 06/30/2024	912828XX3	50,000,000.00	DAIWA		98.09	49,046,875.00	(1,839,843.75)	(1,061,224.12)	0.58	5.35
US TREASURY NOTES	DTD 06/30/2017 2.000% 06/30/2024	912828XX3	50,000,000.00	MORGANST		98.09	49,046,875.00	(1,970,703.13)	(1,079,799.44)	0.58	5.35
US TREASURY NOTES	DTD 06/30/2019 1.750% 06/30/2024	912828XX3	50,000,000.00	RBC		98.09	49,046,875.00	(1,888,671.88)	(1,069,793.20)	0.58	5.35
US TREASURY NOTES	DTD 06/30/2019 1.750% 06/30/2024	9128286Z8	50,000,000.00	MORGANST		97.95	48,976,560.00	(1,197,268.13)	(1,045,613.02)	0.58	5.35
US TREASURY NOTES	DTD 06/30/2019 1.750% 06/30/2024	9128286Z8	50,000,000.00	BARCLAY		97.95	48,976,560.00	(724,611.88)	(947,296.30)	0.58	5.35
US TREASURY NOTES	DTD 06/30/2019 1.750% 06/30/2024	9128286Z8	50,000,000.00	STIFEL		97.95	48,976,560.00	234,372.50	(666,947.69)	0.58	5.35
US TREASURY NOTES	DTD 07/15/2021 0.375% 07/15/2024	91282CCL3	100,000,000.00	PIPER S		97.00	97,000,000.00	2,320,312.50	(1,387,568.84)	0.62	5.32
US TREASURY NOTES	DTD 07/31/2017 2.125% 07/31/2024	9128282N9	50,000,000.00	TOR DOM		97.92	48,960,940.00	(2,513,669.38)	(1,243,236.68)	0.66	5.33
US TREASURY NOTES	DTD 07/31/2017 2.125% 07/31/2024	9128282N9	50,000,000.00	PIPER S		97.92	48,960,940.00	(468,747.50)	(875,440.24)	0.66	5.33
US TREASURY NOTES	DTD 07/31/2019 1.750% 07/31/2024	912828Y87	50,000,000.00	DAIWA		97.67	48,835,940.00	511,721.25	(640,647.60)	0.66	5.34
US TREASURY NOTES	DTD 08/15/2014 2.375% 08/15/2024	912828D56	50,000,000.00	BNP		97.95	48,976,560.00	(302,736.88)	(789,256.87)	0.70	5.35
US TREASURY NOTES	DTD 08/31/2019 1.250% 08/31/2024	912828YE4	50,000,000.00	BOFA		97.03	48,515,625.00	(1,197,265.63)	(1,400,057.78)	0.75	5.34



Managed Account Fair Market Value & Analytics

For the Month Ending November 30, 2023

SAN BERNARDINO COUNTY - 76990800

Security Type/Description	Dated Date/Coupon/Maturity	CUSIP	Par	Broker	Next Call Date	Market Price	Market Value	Unreal G/L On Cost	Unreal G/L Amort Cost	Effective Duration	YTM at Mkt
U.S. Treasury Bond / Note											
US TREASURY NOTES	DTD 08/31/2019 1.250% 08/31/2024	912828YE4	50,000,000.00	RBC		97.03	48,515,625.00	(902,343.75)	(1,312,339.87)	0.75	5.34
US TREASURY NOTES	DTD 09/30/2019 1.500% 09/30/2024	912828YH7	50,000,000.00	TOR DOM		96.95	48,476,560.00	(1,207,033.75)	(1,422,930.60)	0.83	5.28
US TREASURY NOTES	DTD 09/30/2019 1.500% 09/30/2024	912828YH7	50,000,000.00	BNP		96.95	48,476,560.00	(207,033.75)	(1,083,189.72)	0.83	5.28
US TREASURY NOTES	DTD 10/15/2021 0.625% 10/15/2024	91282CDB4	75,000,000.00	MORGANS		96.08	72,058,590.00	(735,355.31)	(2,200,640.06)	0.87	5.27
US TREASURY NOTES	DTD 11/15/2021 0.750% 11/15/2024	91282CDH1	75,000,000.00	DAIWA		95.84	71,882,812.50	292,968.75	(1,876,486.16)	0.96	5.25
US TREASURY NOTES	DTD 01/31/2020 1.375% 01/31/2025	91282ZS2	50,000,000.00	BAML		95.78	47,890,625.00	(2,955,078.13)	(2,412,578.39)	1.16	5.14
US TREASURY NOTES	DTD 02/17/2015 2.000% 02/15/2025	91282ZJ27	50,000,000.00	MIZUHO		96.41	48,203,125.00	(2,373,046.88)	(1,932,049.08)	1.19	5.10
US TREASURY NOTES	DTD 02/15/2022 1.500% 02/15/2025	91282CDZ1	50,000,000.00	BARCLAY		95.83	47,914,060.00	(1,853,518.13)	(1,990,819.20)	1.20	5.10
US TREASURY NOTES	DTD 03/15/2022 1.750% 03/15/2025	91282CED9	100,000,000.00	BARCLAY		95.92	95,921,880.00	31,255.00	(1,246,146.03)	1.28	5.05
US TREASURY NOTES	DTD 05/15/2015 2.125% 05/15/2025	912828XB1	50,000,000.00	BMO		96.05	48,023,440.00	(3,085,935.00)	(2,273,624.11)	1.44	4.97
US TREASURY NOTES	DTD 05/15/2022 2.750% 05/15/2025	91282CEQ0	50,000,000.00	BOFA		96.91	48,453,125.00	(1,199,218.75)	(1,374,346.52)	1.44	4.97
US TREASURY NOTES	DTD 05/31/2020 0.250% 05/31/2025	91282ZT0	50,000,000.00	CITI		93.28	46,640,625.00	(2,027,343.75)	(2,791,913.09)	1.50	4.95
US TREASURY NOTES	DTD 06/15/2022 2.875% 06/15/2025	91282CEU1	25,000,000.00	MS		97.00	24,250,000.00	(104,492.19)	(290,208.63)	1.50	4.92
US TREASURY NOTES	DTD 06/15/2022 2.875% 06/15/2025	91282CEU1	25,000,000.00	MUFG		97.00	24,250,000.00	(103,515.63)	(288,928.66)	1.50	4.92
US TREASURY NOTES	DTD 06/30/2020 0.250% 06/30/2025	91282ZRW3	50,000,000.00	TOR DOM		93.00	46,500,000.00	(2,105,468.75)	(2,887,637.34)	1.58	4.90
US TREASURY NOTES	DTD 06/30/2020 0.250% 06/30/2025	91282ZRW3	50,000,000.00	BOFA		93.00	46,500,000.00	(1,666,015.63)	(2,654,785.16)	1.58	4.90
US TREASURY NOTES	DTD 06/30/2020 0.250% 06/30/2025	91282ZRW3	50,000,000.00	RBC		93.00	46,500,000.00	505,859.37	(1,428,870.20)	1.58	4.90



Managed Account Fair Market Value & Analytics

For the Month Ending **November 30, 2023**

SAN BERNARDINO COUNTY - 76990800

Security Type/Description	Dated Date/Coupon/Maturity	CUSIP	Par	Broker	Next Call Date	Market Price	Market Value	Unreal G/L On Cost	Unreal G/L Amort Cost	Effective Duration	YTM at Mkt
U.S. Treasury Bond / Note											
US TREASURY NOTES	DTD 06/30/2020 0.250% 06/30/2025	912828ZW3	75,000,000.00	MORGANS		93.00	69,750,000.00	(2,308,593.75)	(3,892,246.88)	1.58	4.90
US TREASURY NOTES	DTD 06/30/2020 0.250% 06/30/2025	912828ZW3	75,000,000.00	MIZUHO		93.00	69,750,000.00	(2,226,562.50)	(3,848,776.36)	1.58	4.90
US TREASURY NOTES	DTD 07/15/2022 3.000% 07/15/2025	91282CEY3	50,000,000.00	BNP DIR		97.09	48,546,875.00	(458,984.38)	(740,617.44)	1.58	4.88
US TREASURY NOTES	DTD 07/31/2020 0.250% 07/31/2025	91282CAB7	50,000,000.00	PIPER J		92.70	46,351,560.00	(2,119,143.13)	(2,957,129.59)	1.66	4.86
US TREASURY NOTES	DTD 07/31/2020 0.250% 07/31/2025	91282CAB7	50,000,000.00	BARCLAY		92.70	46,351,560.00	(2,130,861.88)	(2,962,426.99)	1.66	4.86
US TREASURY NOTES	DTD 08/31/2020 0.250% 08/31/2025	91282CAJ0	50,000,000.00	DAIWA		92.41	46,203,125.00	(1,656,250.00)	(2,760,617.90)	1.75	4.83
US TREASURY NOTES	DTD 08/31/2020 0.250% 08/31/2025	91282CAJ0	50,000,000.00	CITIGRP		92.41	46,203,125.00	722,656.25	(1,307,236.66)	1.75	4.83
US TREASURY NOTES	DTD 08/31/2020 0.250% 08/31/2025	91282CAJ0	75,000,000.00	CITIGRP		92.41	69,304,687.50	(1,464,843.75)	(3,565,076.46)	1.75	4.83
US TREASURY NOTES	DTD 09/30/2020 0.250% 09/30/2025	91282CAM3	50,000,000.00	WELLS_F		92.16	46,078,125.00	(873,046.88)	(2,346,843.33)	1.83	4.77
US TREASURY NOTES	DTD 10/31/2020 0.250% 10/31/2025	91282CAT8	50,000,000.00	MORGANS		91.84	45,921,875.00	132,812.50	(1,817,652.42)	1.91	4.75
US TREASURY NOTES	DTD 10/31/2020 0.250% 10/31/2025	91282CAT8	50,000,000.00	BK AMER		91.84	45,921,875.00	1,833,984.37	(412,512.46)	1.91	4.75
US TREASURY NOTES	DTD 10/31/2020 0.250% 10/31/2025	91282CBH3	50,000,000.00	RBC		91.28	45,640,625.00	1,507,812.50	(528,532.05)	2.16	4.65
US TREASURY NOTES	DTD 01/31/2021 0.375% 01/31/2026	91282CBH3	50,000,000.00	BNP DIR		91.28	45,640,625.00	1,683,593.75	(394,146.13)	2.16	4.65
US TREASURY NOTES	DTD 01/31/2021 0.375% 01/31/2026	91282CBH3	50,000,000.00	JPMCHAS		91.28	45,640,625.00	1,074,218.75	(527,312.44)	2.16	4.65
US TREASURY NOTES	DTD 02/28/2021 0.500% 02/28/2026	91282CBQ3	50,000,000.00	BNP DIR		91.30	45,648,440.00	1,875,002.50	(173,342.94)	2.24	4.62
US TREASURY NOTES	DTD 05/31/2021 0.750% 05/31/2026	91282CCF6	50,000,000.00	STIFEL		91.13	45,562,500.00	1,337,890.62	(503,850.82)	2.48	4.55
US TREASURY NOTES	DTD 05/31/2019 2.125% 05/31/2026	9128286X3	50,000,000.00	BARCLAY		94.31	47,156,250.00	857,421.87	(259,164.44)	2.45	4.56



Managed Account Fair Market Value & Analytics

For the Month Ending **November 30, 2023**

SAN BERNARDINO COUNTY - 76990800

Security Type / Description	Dated Date / Coupon / Maturity	CUSIP	Par	Broker	Next Call Date	Market Price	Market Value	Unreal G/L On Cost	Unreal G/L Amort Cost	Effective Duration	YTM at Mkt
U.S. Treasury Bond / Note											
US TREASURY NOTES	DTD 06/30/2021 0.875% 06/30/2026	91282CCJ8	50,000,000.00	BAML		91.28	45,640,625.00	667,968.75	(518,533.30)	2.55	4.49
US TREASURY NOTES	DTD 06/30/2021 0.875% 06/30/2026	91282CCJ8	50,000,000.00	DAIWA		91.28	45,640,625.00	785,156.25	(422,617.54)	2.55	4.49
US TREASURY NOTES	DTD 05/15/2017 2.375% 05/15/2027	912828X88	50,000,000.00	CITIGRP		93.50	46,750,000.00	691,406.25	(309,104.57)	3.33	4.42
US TREASURY NOTES	DTD 05/15/2017 2.375% 05/15/2027	912828X88	50,000,000.00	BARCLAY		93.50	46,750,000.00	417,968.75	(458,624.87)	3.33	4.42
US TREASURY NOTES	DTD 06/30/2020 0.500% 06/30/2027	912828ZV5	50,000,000.00	BAML		87.16	43,578,125.00	1,455,078.12	(369,448.35)	3.55	4.41
US TREASURY NOTES	DTD 07/31/2020 0.375% 07/31/2027	91282CAD3	50,000,000.00	TD SEC		86.48	43,242,190.00	1,382,815.00	(597,088.14)	3.64	4.41
US TREASURY NOTES	DTD 08/15/2017 2.250% 08/15/2027	9128282R0	50,000,000.00	JEFFERI		92.70	46,351,560.00	1,062,497.50	4,223.86	3.55	4.40
Security Type Sub-Total			3,125,000,000.00			2,965,007,807.50	(30,973,637.93)	(77,725,854.83)		1.42	5.00

U.S. Treasury Bill

US TREASURY BILL	DTD 08/22/2023 0.000% 12/19/2023	91279HV2	50,000,000.00	BNP DIR		99.74	49,868,000.00	493,812.50	525.00	0.06	5.02
------------------	----------------------------------	----------	---------------	---------	--	-------	---------------	------------	--------	------	------

Security Type Sub-Total **50,000,000.00** **49,868,000.00** **493,812.50** **525.00** **0.06** **5.02**

Supra-National Discount Note

INTL BANK OF RECON AND DEV DISC	NOTE	459052WG7	100,000,000.00	UBS		97.76	97,758,700.00	448,561.11	17,588.89	0.44	5.39
DTD 11/01/2023 0.000% 05/01/2024											

Security Type Sub-Total **100,000,000.00** **97,758,700.00** **448,561.11** **17,588.89** **0.44** **5.39**

Supra-National Agency Bond / Note

INTL BK RECON & DEVELOP NOTES	DTD 03/29/2022 2.250% 03/28/2024	45906M3C3	13,000,000.00	BOFA		98.98	12,867,946.00	(121,914.00)	(130,414.93)	0.33	5.38
-------------------------------	----------------------------------	-----------	---------------	------	--	-------	---------------	--------------	--------------	------	------



Managed Account Fair Market Value & Analytics

For the Month Ending **November 30, 2023**

SAN BERNARDINO COUNTY - 76990800

Security Type/Description	Dated Date/Coupon/Maturity	CUSIP	Par	Broker	Next Call Date	Market Price	Market Value	Unreal G/L On Cost	Unreal G/L Amort Cost	Effective Duration	YTM at Mkt
Supra-National Agency Bond / Note											
INTL BANK OF RECON AND DEV SN (FLOATER)		45906M2B6	10,000,000.00	BMO		100.15	10,014,710.00	14,710.00	14,710.00	0.01	5.69
DTD 06/16/2020 5.780% 06/17/2024											
INTER-AMERICAN DEVEL BK NOTES		4581X0EE4	60,000,000.00	BMO		98.76	59,254,020.00	(739,980.00)	(744,231.71)	0.58	5.43
DTD 07/01/2022 3.250% 07/01/2024											
INTL FINANCE CORP CORPORATE NOTES		45950KDA5	20,000,000.00	TOR DOM		97.87	19,574,260.00	(417,940.00)	(421,085.62)	1.74	4.88
DTD 09/15/2022 3.625% 09/15/2025											
INTER-AMERICAN DEVEL BK NOTES		4581X0EK0	15,000,000.00	WELLSFA		99.67	14,949,990.00	(38,460.00)	(40,097.36)	2.35	4.64
DTD 07/06/2023 4.500% 05/15/2026											
Security Type Sub-Total			118,000,000.00				116,660,926.00	(1,303,584.00)	(1,321,119.62)	0.92	5.25

Repurchase Agreement

CANTOR FITZGERALD REPO AGRMT		REI365270	100,000,000.00	DIRECT		100.00	99,999,028.70	(971.30)	(971.30)	0.02	5.37
DTD 11/30/2023 5.320% 12/07/2023											

Security Type Sub-Total

100,000,000.00 **99,999,028.70** **(971.30)** **(971.30)** **0.02** **5.37**

Money Market Mutual Fund

NORTHERN TRUST INST GOVT SELECT 848		665278701	1,000,000.00			1.00	1,000,000.00	0.00	0.00	0.00	5.22
MORGAN STANLEY LIQ GOVT-INST FUND		61747C707	1,000,000.00			1.00	1,000,000.00	0.00	0.00	0.00	5.26
FEDERATED GOVT OBLIGATIONS FUND		608919718	13,000,000.00			1.00	13,000,000.00	0.00	0.00	0.00	5.23
FIDELITY GOV'T MM FUND 2642		31607A703	395,000,000.00			1.00	395,000,000.00	0.00	0.00	0.00	5.24

Security Type Sub-Total

410,000,000.00 **410,000,000.00** **0.00** **0.00** **0.00** **5.24**

Joint Powers Authority

INVESTMENT TRUST OF CALIFORNIA		CALTRUST3	10,000,000.00	DIRECT		1.00	10,000,000.00	0.00	0.00	0.00	5.49
CALIFORNIA ASSET MANAGEMENT PROGRAM		CAMPMF025	15,000,000.00	DIRECT		1.00	15,000,000.00	0.00	0.00	0.00	5.57
CALIFORNIA ASSET MANAGEMENT PROGRAM		CAMPMF025	19,000,000.00	DIRECT		1.00	19,000,000.00	0.00	0.00	0.00	5.57
CALIFORNIA ASSET MANAGEMENT PROGRAM		CAMPMF025	19,000,000.00	DIRECT		1.00	19,000,000.00	0.00	0.00	0.00	5.57



Managed Account Fair Market Value & Analytics

For the Month Ending November 30, 2023

SAN BERNARDINO COUNTY - 76990800

Security Type/Description	Dated Date/Coupon/Maturity	CUSIP	Par	Broker	Next Call Date	Market Price	Market Value	Unreal G/L On Cost	Unreal G/L Amort Cost	Effective Duration	YTM at Mkt
Joint Powers Authority											
CALIFORNIA ASSET MANAGEMENT PROGRAM		CAMPMF025	22,000,000.00	DIRECT		1.00	22,000,000.00	0.00	0.00	0.00	5.57
CALIFORNIA ASSET MANAGEMENT PROGRAM		CAMPMF025	33,000,000.00	DIRECT		1.00	33,000,000.00	0.00	0.00	0.00	5.57
CALIFORNIA ASSET MANAGEMENT PROGRAM		CAMPMF025	37,000,000.00	DIRECT		1.00	37,000,000.00	0.00	0.00	0.00	5.57
CALIFORNIA ASSET MANAGEMENT PROGRAM		CAMPMF025	39,000,000.00	DIRECT		1.00	39,000,000.00	0.00	0.00	0.00	5.57
CALIFORNIA ASSET MANAGEMENT PROGRAM		CAMPMF025	40,000,000.00	DIRECT		1.00	40,000,000.00	0.00	0.00	0.00	5.57
CALIFORNIA ASSET MANAGEMENT PROGRAM		CAMPMF025	56,000,000.00	DIRECT		1.00	56,000,000.00	0.00	0.00	0.00	5.57
CALIFORNIA ASSET MANAGEMENT PROGRAM		CAMPMF025	75,000,000.00	DIRECT		1.00	75,000,000.00	0.00	0.00	0.00	5.57
CALIFORNIA ASSET MANAGEMENT PROGRAM		CAMPMF025	99,000,000.00	DIRECT		1.00	99,000,000.00	0.00	0.00	0.00	5.57
CALIFORNIA ASSET MANAGEMENT PROGRAM		CAMPMF025	150,000,000.00	DIRECT		1.00	150,000,000.00	0.00	0.00	0.00	5.57
Security Type Sub-Total			614,000,000.00				614,000,000.00	0.00	0.00	0.00	5.57

Federally Insured Cash Account

STONECASTLE FICA	FICAMF003	22,169.05	1.00	22,169.05	0.00	0.00	0.00	0.00	0.00	0.00	5.33
Security Type Sub-Total		22,169.05		22,169.05	0.00		22,169.05	0.00	0.00	0.00	5.33

Federal Agency Mortgage-Backed Security

FR WN1252	3132XFMA3	9,786,000.00	JPMCHAS			97.14	9,506,227.26	(136,040.87)	(149,701.68)	3.82	5.25
DTD 06/01/2023 4.500% 03/01/2028											
FR WN1245	3132XFL30	25,000,000.00	JPMCHAS			96.60	24,149,776.25	(362,919.06)	(412,298.52)	3.83	5.24
DTD 06/01/2023 4.350% 03/01/2028											
FR WN1255	3132XFMD7	21,000,000.00	JPMCHAS			97.60	20,496,174.93	(51,012.57)	(85,132.20)	3.87	5.29
DTD 07/01/2023 4.670% 04/01/2028											



Managed Account Fair Market Value & Analytics

For the Month Ending November 30, 2023

SAN BERNARDINO COUNTY - 76990800

Security Type/Description	Dated Date/Coupon/Maturity	CUSIP	Par	Broker	Next Call Date	Market Price	Market Value	Unreal G/L On Cost	Unreal G/L Amort Cost	Effective Duration	YTM at Mkt
Federal Agency Mortgage-Backed Security											
FR WN2390	DTD 07/01/2023 4.920% 04/01/2028	3132XGUQ7	51,524,000.00	CASTLE		98.80	50,907,950.20	(585,859.96)	(588,248.45)	3.84	5.23
FR WN2389	DTD 07/01/2023 4.650% 05/01/2028	3132XGUP9	43,850,000.00	TOR DOM		98.84	43,340,511.67	(721,886.77)	(705,707.51)	3.92	4.94
FR WN2432	DTD 09/01/2023 5.050% 05/01/2028	3132XGV29	49,502,000.00	JPMCHAS		99.11	49,059,000.17	396,213.76	363,641.07	3.88	5.28
FR WN1250	DTD 06/01/2023 4.400% 05/01/2028	3132XFL89	75,000,000.00	BMO		96.68	72,510,333.75	(1,338,299.06)	(1,443,970.71)	3.96	5.24
FR WN2458	DTD 10/01/2023 5.060% 06/01/2028	3132XGWU6	24,652,000.00	LOOP		99.32	24,485,579.28	543,287.25	527,719.19	3.97	5.23
FR WN1268	DTD 10/01/2023 4.620% 06/01/2028	3132XFMS4	33,378,000.00	CASTLE		97.52	32,551,134.48	509,558.31	474,152.12	4.01	5.24
FR WN2409	DTD 08/01/2023 4.900% 06/01/2028	3132XGV89	42,540,000.00	TOR DOM		98.49	41,898,133.08	238,844.02	181,264.85	3.96	5.28
FR WN2382	DTD 07/01/2023 4.340% 06/01/2028	3132XGUG9	50,000,000.00	BMO		96.42	48,212,046.00	167,124.12	55,021.02	4.01	5.23
FR WN2337	DTD 04/01/2023 4.350% 01/01/2030	3132XGS31	62,975,000.00	CITIGRP		95.13	59,906,287.45	453,951.51	305,213.43	5.20	5.29
FR WN2398	DTD 07/01/2023 5.030% 02/01/2030	3132XGUY0	15,656,000.00	MS		98.82	15,471,480.73	(331,294.27)	(323,116.19)	5.16	5.25
FR WN2397	DTD 07/01/2023 5.000% 02/01/2030	3132XGUX2	33,757,000.00	JPM		98.66	33,304,274.07	(783,702.77)	(765,261.25)	5.20	5.25
FR WN2446	DTD 10/01/2023 4.890% 02/01/2030	3132XGWG7	39,700,000.00	JPMCHAS		98.14	38,963,163.24	655,764.80	629,874.12	5.17	5.24
FR WN2405	DTD 07/01/2023 4.310% 04/01/2030	3132XGU79	26,814,000.00	MIZUHO		96.56	25,892,883.60	(470,724.99)	(494,517.17)	5.31	4.94
FR WN2392	DTD 07/01/2023 4.050% 04/01/2030	3132XGUS3	30,193,000.00	JPMCHAS		95.08	28,707,924.99	(752,658.88)	(793,332.05)	5.44	4.96
FR WN2404	DTD 07/01/2023 4.320% 04/01/2030	3132XGU61	30,648,000.00	MORGANS		96.58	29,598,806.48	17,500.54	(10,309.32)	5.35	4.95
FR WN2415	DTD 08/01/2023 4.640% 05/01/2030	3132XGVH6	24,795,000.00	RAYMOND		98.26	24,364,017.53	(376,743.41)	(379,217.86)	5.33	4.96
FR WN2460	DTD 10/01/2023 4.340% 06/01/2030	3132XGWM2	9,385,000.00	ACADEMY		95.08	8,923,335.52	231,579.07	221,563.16	5.44	5.23



Managed Account Fair Market Value & Analytics

For the Month Ending **November 30, 2023**

SAN BERNARDINO COUNTY - 76990800

Security Type/Description	Dated Date/Coupon/Maturity	CUSIP	Par	Broker	Next Call Date	Market Price	Market Value	Unreal G/L On Cost	Unreal G/L Amort Cost	Effective Duration	YTM at Mkt
Federal Agency Mortgage-Backed Security											
FR WN2421		3132XGVP8	32,235,000.00	JPMCHAS		94.79	30,554,926.63	330,836.59	285,032.54	5.56	4.96
DTD 09/01/2023	4.020%	06/01/2030									
FR WN2442		3132XGWC6	59,832,000.00	JPMCHAS		94.37	56,462,502.88	477,513.50	393,248.80	5.52	5.25
DTD 09/01/2023	4.230%	06/01/2030									
FR WN2459		3132XGWW4	46,801,000.00	JPMCHAS		99.85	46,728,829.11	1,194,746.81	1,176,756.93	5.42	5.29
DTD 10/01/2023	5.260%	07/01/2030									
Security Type Sub-Total			839,023,000.00				815,995,299.30	(694,222.33)	(1,537,325.68)	4.62	5.19

Federal Agency Discount Note											
FED HOME LN DISCOUNT NT DISC NOTES		313384QU6	50,000,000.00	RAYMOND		99.69	49,845,023.50	1,348,551.28	(21,920.94)	0.06	5.33
DTD 12/21/2022	0.000%	12/21/2023									
FED HOME LN DISCOUNT NT DISC NOTES		313384RN1	44,538,000.00	PIPER S		99.42	44,281,829.58	1,128,670.65	(18,052.95)	0.11	5.34
DTD 01/09/2023	0.000%	01/08/2024									
Security Type Sub-Total			94,538,000.00				94,126,853.08	2,477,221.93	(39,973.89)	0.09	5.33

Federal Agency Commercial Mortgage-Backed Security											
FHLMC SERIES K037 A2		3137B7Y9	24,323,029.37	JPMCHAS		99.48	24,196,472.76	(405,891.41)	(140,775.62)	0.14	9.58
DTD 03/01/2014	3.490%	01/01/2024									
FHMS K039 A2		3137BDCW4	23,937,949.75	LOOP		98.63	23,609,511.03	(192,852.67)	(287,762.91)	0.50	5.69
DTD 09/01/2014	3.303%	07/01/2024									
FHMS KMP1 A2		3137FATE8	50,000,000.00	JPMCHAS		98.02	49,008,138.50	(5,015,299.00)	(1,777,865.30)	0.70	6.01
DTD 09/01/2017	2.982%	08/01/2024									
FHMS K729 A2		3137FCM43	16,500,000.00	CANTFIT		98.06	16,179,937.95	(1,789,593.30)	(654,295.48)	0.73	5.52
DTD 12/01/2017	3.136%	10/01/2024									
FHMS K042 A2		3137BEXT3	65,470,000.00	JPMCHAS		97.34	63,729,606.41	(676,506.09)	(1,301,405.06)	0.90	5.40
DTD 01/28/2015	2.670%	12/01/2024									
FHMS K045 A2		3137BHXJ1	22,373,528.50	MS		97.30	21,770,413.12	(2,809,879.41)	(1,196,669.12)	1.05	5.59
DTD 05/01/2015	3.023%	01/01/2025									
FHMS K046 A2		3137BJP64	50,000,000.00	MS		97.26	48,631,537.50	258,490.62	(514,733.36)	1.18	5.47
DTD 06/17/2015	3.205%	03/01/2025									
FHMS K732 AM		3137FG7G4	25,000,000.00	CANTFIT		97.51	24,377,136.25	(1,867,004.38)	(1,181,700.16)	1.40	5.53
DTD 06/28/2018	3.700%	05/01/2025									



Managed Account Fair Market Value & Analytics

For the Month Ending November 30, 2023

SAN BERNARDINO COUNTY - 76990800

Security Type/Description	Dated Date/Coupon/Maturity	CUSIP	Par	Broker	Next Call Date	Market Price	Market Value	Unreal G/L On Cost	Unreal G/L Amort Cost	Effective Duration	YTM at Mkt
Federal Agency Commercial Mortgage-Backed Security											
FHMS K047 A2		3137BKRJ1	75,000,000.00	MORGANS		97.25	72,934,334.25	(2,774,650.13)	(2,409,839.39)	1.30	5.35
DTD 07/30/2015 3.329% 05/01/2025											
FHLMC SERIES K049 A2		3137BLMZ8	10,000,000.00	FHN		96.59	9,659,259.60	(364,959.15)	(352,849.77)	1.45	5.25
DTD 10/01/2015 3.010% 07/01/2025											
FHMS K733 A2		3137FXQ7	3,310,012.73	MORGANS		97.53	3,228,123.15	(365,180.11)	(208,003.57)	1.54	5.30
DTD 11/09/2018 3.750% 08/01/2025											
FHMS K050 A2		3137BLW95	30,000,000.00	CANTFIT		96.98	29,092,863.30	(1,763,777.33)	(1,331,623.39)	1.51	5.23
DTD 11/01/2015 3.334% 08/01/2025											
FHMS K052 A1		3137BM7C4	50,000,000.00	JPMCHAS		96.83	48,416,596.00	(2,016,997.75)	(1,814,461.45)	1.59	5.20
DTD 12/01/2015 3.308% 09/01/2025											
FHMS K726 A1		3137BYLE8	25,000,000.00	INCAPIT		96.35	24,087,281.25	(2,776,000.00)	(1,685,720.88)	1.80	4.78
DTD 06/01/2017 2.700% 10/01/2025											
FHMS KJ23 A1		3137FKSQ0	60,000,000.00	JPMCHAS		97.30	58,381,103.40	(6,850,146.60)	(3,852,763.71)	1.78	5.23
DTD 01/29/2019 3.683% 10/01/2025											
FRESB 2021-SB82 A5		30318CAA5	1,111,157.42	PIPER J		89.97	999,694.44	(116,912.09)	(113,653.25)	1.91	6.23
DTD 01/01/2021 0.670% 11/01/2025											
FRESB 2021-SB82 A5		30318CAA5	2,592,700.70	WELLS_F		89.97	2,332,620.41	(272,794.93)	(265,190.93)	1.91	6.23
DTD 01/01/2021 0.670% 11/01/2025											
FHMS K053 A2		3137BN6G4	59,300,000.00	PIPER J		95.80	56,810,185.13	(694,600.03)	(1,136,926.16)	1.80	5.21
DTD 03/29/2016 2.995% 12/01/2025											
FRESB 2021-SB83		30318NAA1	3,244,125.92	JPMCHAS		91.56	2,970,256.81	(289,103.51)	(280,401.81)	2.07	4.94
DTD 02/01/2021 0.670% 01/01/2026											
FHMS K055 A2		3137BPW21	83,500,000.00	MORGANS		94.95	79,285,096.19	(1,954,532.72)	(2,832,068.74)	2.09	5.05
DTD 06/22/2016 2.673% 03/01/2026											
FHMS KJ34 A1		3137HLS3	2,693,153.34	JPMCHAS		93.89	2,528,602.07	(164,518.96)	(164,534.59)	1.32	3.23
DTD 07/01/2021 0.681% 06/01/2026											
FHMS K736 A2		3137FNWX4	15,000,000.00	MORGANS		93.77	14,064,845.85	(1,494,138.53)	(1,252,506.51)	2.28	4.85
DTD 09/01/2019 2.282% 07/01/2026											
FHMS KJ21 A2		3137FHGE7	9,615,844.73	CANTFIT		97.29	9,355,592.95	(66,432.43)	(117,549.62)	1.87	4.75
DTD 09/01/2018 3.700% 09/01/2026											
FHMS K729 A2		3137FQXJ7	8,250,000.00	CANTFIT		93.72	7,732,167.55	(1,083,730.89)	(823,046.04)	2.59	4.90
DTD 01/01/2020 2.525% 10/01/2026											
FHMS KJ36 A1		3137H4RZ5	687,447.20	MORGANS		93.81	644,878.87	(42,565.58)	(42,566.67)	1.60	3.47
DTD 12/01/2021 1.298% 12/01/2026											



Managed Account Fair Market Value & Analytics

For the Month Ending November 30, 2023

SAN BERNARDINO COUNTY - 76990800

Security Type/Description	Dated Date/Coupon/Maturity	CUSIP	Par	Broker	Next Call Date	Market Price	Market Value	Unreal G/L On Cost	Unreal G/L Amort Cost	Effective Duration	YTM at Mkt
Federal Agency Commercial Mortgage-Backed Security											
FHMS K062 A2	DTD 02/01/2017 3.413% 12/01/2026	3137BUX60	10,000,000.00	MORGANS		95.79	9,578,700.90	(1,171,299.10)	(885,443.65)	2.78	4.93
FHMS K062 A2	DTD 02/01/2017 3.413% 12/01/2026	3137BUX60	18,867,855.00	TOR DOM		95.79	18,072,953.97	(2,233,574.97)	(1,685,237.92)	2.78	4.93
FRESB 2022-SB97	DTD 04/01/2022 1.780% 02/01/2027	30311SAA7	21,531,627.61	WELLS_F		91.26	19,648,828.88	(1,029,457.27)	(1,316,836.87)	3.07	4.76
FHLMC MULTIFAMILY STRUCTURED P	DTD 07/01/2017 3.243% 04/01/2027	3137F1G44	5,000,000.00	JPMCHAS		94.90	4,745,073.10	(89,301.90)	(115,820.19)	3.05	4.90
FHMS KJ39 A1	DTD 04/01/2022 2.750% 04/01/2027	3137H73W1	37,779,271.02	MORGANS		95.43	36,053,168.62	(1,719,868.82)	(1,721,901.81)	1.90	4.22
FHLMC MULTIFAMILY STRUCTURED P	DTD 07/01/2017 3.243% 04/01/2027	3137F1G44	50,000,000.00	JPMCHAS		94.90	47,450,731.00	(2,836,378.38)	(2,742,849.12)	3.05	4.90
FRESB 2022-SB103 ASF	DTD 10/01/2022 2.080% 06/01/2027	30329MAA0	7,870,636.11	WELLSFA		91.42	7,195,296.97	144,096.41	(50,867.68)	3.37	4.74
FHLMC MULTIFAMILY STRUCTURED P	DTD 08/01/2017 3.117% 06/01/2027	3137F2LJ3	36,557,817.00	TOR DOM		94.39	34,506,718.01	(3,599,094.05)	(3,076,675.81)	3.16	4.86
FHMS K068 A2	DTD 10/27/2017 3.244% 08/01/2027	3137FBBX3	81,306,000.00	CANTFIT		94.55	76,871,400.83	(3,113,376.67)	(3,482,437.21)	3.36	4.87
FHMS K739 A2	DTD 11/01/2020 1.336% 09/01/2027	3137F64P9	12,000,000.00	JPMCHAS		88.67	10,639,794.96	158,544.96	(197,809.79)	3.34	4.63
FHMS K740 A2	DTD 11/01/2020 1.470% 09/01/2027	3137F72B0	22,000,000.00	JPMCHAS		88.45	19,459,236.72	216,111.72	(430,752.81)	3.56	4.84
FRESB 2022-SB104 ASF	DTD 11/01/2022 2.600% 09/01/2027	30329QAA1	25,725,130.36	JPMCHAS		92.24	23,728,145.09	245,268.55	(239,612.42)	3.56	4.87
FHMS KGX1 AFX	DTD 12/01/2017 3.000% 10/01/2027	3137FCKD5	70,500,000.00	JPMCHAS		93.80	66,126,194.81	(342,086.44)	(1,103,581.41)	3.58	4.77
FHMS K072 A2	DTD 01/01/2018 3.444% 12/01/2027	3137FEB02	12,923,000.00	TOR DOM		94.84	12,256,635.20	(243,338.47)	(304,089.61)	3.63	4.86
FRESB 2023-SB105 A5	DTD 05/01/2023 3.740% 04/01/2028	30332AAA1	33,426,331.36	WELLS_F		95.04	31,769,622.10	(821,752.93)	(911,229.36)	3.99	5.01
FRESB 2023-SB106 ASF	DTD 06/01/2023 3.960% 05/01/2028	35802AAE3	13,991,903.30	JPMCHAS		97.05	13,579,282.07	279.84	(35,919.07)	4.04	4.70
FRESB 2023-SB107 ASF	DTD 07/01/2023 4.090% 05/01/2028	30332EAA3	24,987,407.79	WELLSFA		97.83	24,444,156.56	0.00	(41,668.96)	4.03	4.63



Managed Account Fair Market Value & Analytics

For the Month Ending November 30, 2023

SAN BERNARDINO COUNTY - 76990800

Security Type/Description	Dated Date/Coupon/Maturity	CUSIP	Par	Broker	Next Call Date	Market Price	Market Value	Unreal G/L On Cost	Unreal G/L Amort Cost	Effective Duration	YTM at Mkt
Federal Agency Commercial Mortgage-Backed Security											
FHMS K079 AM		3137FGZU2	11,350,000.00	PIPER J		95.88	10,882,863.28	(386,445.31)	(396,273.11)	4.07	4.95
DTD 08/01/2018 3.930% 06/01/2028											
FRESB 2023-SB108 ASF		30333AAA0	24,982,604.26	JPMCHAS		97.48	24,353,252.49	(90,926.69)	(123,539.87)	4.09	4.87
DTD 08/01/2023 4.250% 06/01/2028											
FHMS K505 A2		3137HACX2	75,000,000.00	JPMCHAS		99.24	74,426,898.75	(1,322,201.25)	(1,265,744.89)	3.91	5.01
DTD 07/01/2023 4.819% 06/01/2028											
FHMS K079 A2		3137FGZT5	100,000,000.00	TOR DOM		96.19	96,194,208.00	(2,223,760.75)	(2,383,780.31)	4.05	4.87
DTD 08/01/2018 3.926% 06/01/2028											
FNA 2023-M5 2A2		3136BQCS6	10,000,000.00	WELLS_F		97.48	9,748,315.00	(228,247.50)	(229,851.74)	3.91	5.12
DTD 07/01/2023 4.500% 07/01/2028											
FNA 2023-M6 A2		3136BQDE6	25,000,000.00	JPMCHAS		96.82	24,205,078.75	(357,421.25)	(387,366.99)	4.07	4.97
DTD 07/01/2023 4.190% 07/01/2028											
FHMS KJ47 A1		3137HAMN3	10,973,282.65	JPMCHAS		100.82	11,063,655.75	90,427.97	90,426.20	3.37	5.07
DTD 09/01/2023 5.272% 08/01/2028											
FRESB 2023-SB110 ASF		30333HAA5	20,498,483.16	JPMCHAS		98.22	20,133,513.82	441,932.95	427,167.47	4.19	5.01
DTD 10/01/2023 4.580% 08/01/2028											
FRESB 2023-SB109 ASF		30333MAA4	24,996,317.64	WELLSFA		97.28	24,315,753.84	485.87	(23,357.72)	4.21	5.05
DTD 09/01/2023 4.390% 08/01/2028											
FHMS K506 A2		3137HAMH6	50,000,000.00	WELLSFA		98.37	49,184,597.00	(75,753.00)	(104,539.97)	4.05	5.04
DTD 09/01/2023 4.650% 08/01/2028											
FHMS K508 A2		3137HAQ74	50,000,000.00	BMO		98.93	49,463,921.50	560,721.50	536,797.17	4.07	5.00
DTD 10/01/2023 4.740% 08/01/2028											
FRESB 2023-SB111 ASF		30334CAA5	25,000,000.00	WELLS_F		98.66	24,664,282.50	224,007.50	219,719.85	4.25	5.03
DTD 11/01/2023 4.710% 09/01/2028											
FHMS K507 A2		3137HAM52	50,000,000.00	WELLS_F		99.50	49,748,466.50	346,116.50	327,335.33	4.10	4.92
DTD 09/01/2023 4.800% 09/01/2028											
FHMS K509 A2		3137HAST4	75,000,000.00	MORGAN_		99.69	74,769,576.75	2,160,801.75	2,123,669.93	4.14	4.92
DTD 10/01/2023 4.850% 09/01/2028											
FHMS K510 A2		3137HB3D4	32,000,000.00	JPM		100.89	32,285,175.68	377,687.68	377,221.77	4.16	4.86
DTD 11/01/2023 5.069% 10/01/2028											
FHMS K747 A2		3137H5DX2	34,000,000.00	CANTFIT		87.76	29,837,439.84	(450,450.79)	(791,837.30)	4.52	4.85
DTD 01/01/2022 2.050% 11/01/2028											
FHMS K752 A2		3137HAGZ3	25,000,000.00	MS		96.20	24,050,440.00	54,165.00	14,465.13	5.50	4.96
DTD 08/01/2023 4.284% 07/01/2030											



Managed Account Fair Market Value & Analytics

For the Month Ending November 30, 2023

SAN BERNARDINO COUNTY - 76990800

Security Type/Description	Dated Date/Coupon/Maturity	CUSIP	Par	Broker	Next Call Date	Market Price	Market Value	Unreal G/L On Cost	Unreal G/L Amort Cost	Effective Duration	YTM at Mkt
FRESB 2023-SB111 A7F	11/01/2023 4.440% 09/01/2030	30334CAB3	15,000,000.00	WELLS_F		96.26	14,439,469.50	168,814.50	165,090.57	5.80	5.10
DTD 11/01/2023 4.440% 09/01/2030											
FHMS K753 A2	11/01/2023 4.400% 10/01/2030	3137HB2L7	82,000,000.00	WELLS_F		96.65	79,251,207.48	2,610,153.48	2,571,067.55	5.73	4.98
DTD 11/01/2023 4.400% 10/01/2030											

Security Type Sub-Total **1,942,176,616.92** **1,873,170,310.96** **(50,124,695.74)** **(42,934,978.11)** **3.00** **5.10**

Federal Agency Bond / Note											
FREDDIE MAC NOTES	12/04/2020 0.250% 12/04/2023	3137EFAFA2	62,000,000.00	CITIGRP		99.96	61,973,216.00	34,596.00	(26,615.84)	0.01	4.13
FEDERAL HOME LOAN BANK NOTES	04/17/2023 4.860% 02/01/2024	3130AVQJ4	100,000,000.00	LOOP		99.88	99,881,500.00	(118,500.00)	(118,500.00)	0.17	5.48
FEDERAL HOME LOAN BANK NOTES	04/20/2023 4.950% 02/01/2024	3130AVR95	100,000,000.00	GREAT P		99.90	99,896,100.00	(103,900.00)	(103,900.00)	0.17	5.48
FEDERAL HOME LOAN BANK NOTES	04/18/2023 4.910% 02/01/2024	3130AVR38	100,000,000.00	LOOP		99.89	99,889,600.00	(110,400.00)	(110,400.00)	0.17	5.48
FANNIE MAE NOTES	02/08/2019 2.500% 02/05/2024	3135GQV34	100,000,000.00	JPM_CHAS		99.47	99,466,100.00	(161,900.00)	(520,432.09)	0.18	5.44
FHLB BONDS	02/15/2019 2.500% 02/13/2024	3130AFW94	50,000,000.00	BARCLAYS		99.40	49,699,350.00	(123,650.00)	(293,469.08)	0.21	5.46
FEDERAL HOME LOAN BANK NOTES	03/25/2022 2.125% 02/28/2024	3130ARHG9	30,000,000.00	WELLS_F		99.19	29,756,460.00	(209,340.00)	(239,222.55)	0.25	5.46
FEDERAL HOME LOAN BANK NOTES	06/05/2023 5.315% 03/01/2024	3130AWCT5	100,000,000.00	GREAT P		99.94	99,936,700.00	(63,300.00)	(63,300.00)	0.26	5.50
FEDERAL HOME LOAN BANKS NOTES	02/12/2014 3.250% 03/08/2024	3130A0XE5	50,000,000.00	CANTFIT		99.39	49,693,350.00	528,550.00	(151,631.82)	0.28	5.50
FHLMC (CALLABLE) NOTES	04/29/2020 0.570% 04/29/2024	3134GVPP7	25,000,000.00	CANTFIT		98.01	24,502,400.00	(497,600.00)	(497,600.00)	0.42	5.49
FEDERAL FARM CREDIT BANK NOTES	05/16/2022 2.625% 05/16/2024	3133ENWP1	40,000,000.00	CITIGRP		98.72	39,486,120.00	(459,880.00)	(501,543.47)	0.46	5.48
FHLMC (CALLABLE) NOTES	05/20/2020 0.510% 05/20/2024	3134GVUY2	25,000,000.00	WELLS_F		97.72	24,430,975.00	(569,025.00)	(569,025.00)	0.47	5.45
FHLMC (CALLABLE) NOTES	05/20/2020 0.500% 05/20/2024	3134GVXC7	25,000,000.00	INCAPIT		97.72	24,429,825.00	(570,175.00)	(570,175.00)	0.47	5.45



Managed Account Fair Market Value & Analytics

For the Month Ending November 30, 2023

SAN BERNARDINO COUNTY - 76990800

Security Type/Description	Dated Date/Coupon/Maturity	CUSIP	Par	Broker	Next Call Date	Market Price	Market Value	Unreal G/L On Cost	Unreal G/L Amort Cost	Effective Duration	YTM at Mkt
Federal Agency Bond / Note											
FEDERAL HOME LOAN BANK NOTES	DTD 11/07/2022 4.875% 06/14/2024	3130ATVC8	50,000,000.00	MS		99.69	49,845,750.00	(218,250.00)	(176,570.28)	0.53	5.46
FEDERAL HOME LOAN BANK NOTES	DTD 06/10/2022 2.750% 06/28/2024	3130ASD55	50,000,000.00	FHN		98.50	49,249,500.00	(634,500.00)	(717,976.64)	0.57	5.42
FANNIE MAE NOTES	DTD 07/08/2019 1.750% 07/02/2024	3135G0V75	25,000,000.00	CITI		97.91	24,476,850.00	(304,150.00)	(497,399.45)	0.58	5.41
FEDERAL HOME LOAN BANK NOTES	DTD 07/08/2022 3.000% 07/08/2024	3130ASME6	25,000,000.00	CITIGRP		98.58	24,644,725.00	(306,775.00)	(340,678.56)	0.60	5.41
FEDERAL HOME LOAN BANK NOTES	DTD 08/15/2014 2.875% 09/13/2024	3130A2UW4	25,000,000.00	WELLSFAR		98.17	24,543,650.00	(1,907,100.00)	(685,626.02)	0.78	5.27
FEDERAL HOME LOAN BANK NOTES	DTD 08/15/2014 2.875% 09/13/2024	3130A2UW4	25,000,000.00	MORGANST		98.17	24,543,650.00	(1,889,675.00)	(683,121.93)	0.78	5.27
FEDERAL HOME LOAN BANK NOTES	(CALLABLE)	3130AMVF6	23,630,000.00	TOR DOM	12/17/23	96.17	22,725,703.53	482,075.63	(155,809.86)	0.06	5.37
FEDERAL HOME LOAN BANK NOTES	(CALLABLE)	3130AMWV1	41,600,000.00	TOR DOM	12/23/23	96.14	39,994,614.40	852,342.40	(266,036.58)	0.08	5.34
FEDERAL FARM CREDIT BANK NOTES	DTD 06/23/2021 0.430% 09/23/2024	3133ENP79	50,000,000.00	MORGAN_		99.19	49,593,650.00	(402,350.00)	(404,708.41)	0.81	5.26
FEDERAL HOME LOAN BANK NOTES	DTD 10/28/2022 4.500% 10/03/2024	3130ATT31	75,000,000.00	WELLS_F		99.38	74,534,400.00	(383,850.00)	(430,051.49)	0.83	5.26
FANNIE MAE NOTES	DTD 10/18/2019 1.625% 10/15/2024	3135G0W66	25,000,000.00	CITI		96.95	24,236,975.00	(720,275.00)	(755,548.44)	0.87	5.24
FEDERAL FARM CREDIT BANK NOTES	DTD 11/18/2022 4.500% 11/18/2024	3133ENZ94	50,000,000.00	DAIWA		99.30	49,651,800.00	(295,200.00)	(322,676.13)	0.96	5.25
FFCB NOTES	DTD 11/18/2021 0.875% 11/18/2024	3133ENEJ5	75,000,000.00	WELLS_F		95.94	71,955,600.00	(2,958,150.00)	(3,016,620.57)	0.96	5.24
FEDERAL HOME LOAN BANK NOTES	DTD 11/06/2014 2.750% 12/13/2024	3130A3GE8	10,000,000.00	JEFFERIE		97.53	9,752,730.00	(762,900.00)	(353,486.97)	1.01	5.23
FEDERAL HOME LOAN BANK NOTES	DTD 11/06/2014 2.750% 12/13/2024	3130A3GE8	25,000,000.00	INTL_FCS		97.53	24,381,825.00	(2,002,675.00)	(903,374.46)	1.01	5.23
FEDERAL HOME LOAN BANK NOTES	DTD 11/06/2014 2.750% 12/13/2024	3130A3GE8	25,000,000.00	WELLSFAR		97.53	24,381,825.00	(1,905,675.00)	(883,392.98)	1.01	5.23



Managed Account Fair Market Value & Analytics

For the Month Ending November 30, 2023

SAN BERNARDINO COUNTY - 76990800

Security Type/Description	Dated Date/Coupon/Maturity	CUSIP	Par	Broker	Next Call Date	Market Price	Market Value	Unreal G/L On Cost	Unreal G/L Amort Cost	Effective Duration	YTM at Mkt
Federal Agency Bond / Note											
FEDERAL HOME LOAN BANK NOTES	DTD 12/22/2021 1.000% 12/20/2024	3130AQF40	25,000,000.00	WELLS_F		95.71	23,928,150.00	286,650.00	(479,525.54)	1.05	5.23
FEDERAL HOME LOAN BANK NOTES	DTD 12/22/2021 1.000% 12/20/2024	3130AQF40	25,000,000.00	BARCLAY		95.71	23,928,150.00	263,150.00	(489,771.86)	1.05	5.23
FFCB NOTES	DTD 01/11/2022 1.125% 01/06/2025	3133ENKS8	38,000,000.00	JPMCHAS		95.67	36,353,764.00	(1,560,736.00)	(1,614,731.88)	1.09	5.23
FANNIE MAE NOTES	DTD 01/10/2020 1.625% 01/07/2025	3135G0X24	75,000,000.00	BARCLAYS		96.18	72,138,225.00	(2,622,525.00)	(2,808,914.39)	1.09	5.23
FREDDIE MAC NOTES	DTD 02/14/2020 1.500% 02/12/2025	3137EAEPO	50,000,000.00	WELLSFAR		95.81	47,905,450.00	(2,056,050.00)	(2,085,288.90)	1.19	5.14
FEDERAL FARM CREDIT BANK NOTES	DTD 02/15/2022 1.750% 02/14/2025	3133ENPG9	30,000,000.00	WELLS_F		96.08	28,823,880.00	(1,096,020.00)	(1,143,860.55)	1.19	5.14
FFCB BONDS	DTD 02/21/2023 4.750% 02/21/2025	3133EPBH7	75,000,000.00	WELLS_F		99.52	74,642,625.00	(1,105,125.00)	(850,010.29)	1.19	5.15
FEDERAL HOME LOAN BANKS NOTES	DTD 03/03/2023 5.000% 02/28/2025	3130AV710	23,000,000.00	WELLS_F		99.81	22,956,944.00	(12,696.00)	(24,081.00)	1.21	5.15
FEDERAL HOME LOAN BANKS NOTES	DTD 02/17/2015 2.375% 03/14/2025	3130A4CH3	25,840,000.00	DAIWA		96.70	24,988,416.96	(1,669,677.44)	(1,050,900.58)	1.27	5.05
FFCB BONDS	DTD 03/28/2023 4.000% 03/28/2025	3133EPR2	50,000,000.00	TOR DOM		98.69	49,344,400.00	(442,000.00)	(514,466.21)	1.30	5.03
FANNIE MAE NOTES	DTD 04/24/2020 0.625% 04/22/2025	3135G03U5	50,000,000.00	CITIGRP		94.17	47,086,900.00	(2,810,100.00)	(2,884,413.60)	1.39	5.00
FHLMC (CALLABLE) NOTES	DTD 05/06/2020 0.700% 05/06/2025	3134GVPR3	25,000,000.00	PIPER J		94.15	23,536,325.00	(1,463,675.00)	(1,463,675.00)	1.43	4.98
FEDERAL HOME LOAN BANKS NOTES	DTD 06/12/2023 4.625% 06/06/2025	3130AWER7	41,000,000.00	CITIGRP		99.47	40,783,561.00	(182,409.00)	(190,482.32)	1.45	4.99
FANNIE MAE NOTES	DTD 06/19/2020 0.500% 06/17/2025	3135G04Z3	50,000,000.00	WELLS_F		93.46	46,729,700.00	(3,166,800.00)	(3,238,296.71)	1.54	4.94
FREDDIE MAC NOTES	DTD 07/23/2020 0.375% 07/21/2025	3137EAEU9	45,000,000.00	WELLS_F		92.97	41,836,320.00	(2,939,580.00)	(3,090,208.62)	1.64	4.88
FANNIE MAE NOTES	DTD 08/27/2020 0.375% 08/25/2025	3135G05X7	50,000,000.00	BARCLAY		92.63	46,314,000.00	(3,452,000.00)	(3,604,792.76)	1.73	4.85
FREDDIE MAC (CALLABLE) NOTES	DTD 09/02/2020 0.550% 09/02/2025	3134GWA22	19,900,000.00	OPCO		92.81	18,468,692.50	(1,431,307.50)	(1,431,307.50)	1.75	4.87



Managed Account Fair Market Value & Analytics

For the Month Ending November 30, 2023

SAN BERNARDINO COUNTY - 76990800

Security Type/Description	Dated Date/Coupon/Maturity	CUSIP	Par	Broker	Next Call Date	Market Price	Market Value	Unreal G/L On Cost	Unreal G/L Amort Cost	Effective Duration	YTM at Mkt
Federal Agency Bond / Note											
FEDERAL HOME LOAN BANK NOTES	DTD 09/11/2020 0.375% 09/04/2025	3130AK5E2	14,000,000.00	WELLS_F		92.56	12,958,092.00	(999,908.00)	(1,027,061.38)	1.76	4.83
FREDDIE MAC NOTES	DTD 09/25/2020 0.375% 09/23/2025	3137EAEX3	20,000,000.00	CITIGRP		92.34	18,468,800.00	(1,471,000.00)	(1,509,351.10)	1.81	4.83
FANNIE MAE NOTES	DTD 11/12/2020 0.500% 11/07/2025	3135G06G3	45,000,000.00	BARCLAY		92.11	41,448,285.00	(3,390,615.00)	(3,489,168.21)	1.93	4.82
FEDERAL HOME LOAN BANK NOTES (CALLABLE)		3130ALCV4	58,700,000.00	CITIGRP	02/24/24	91.33	53,609,712.10	590,698.10	(969,679.39)	0.26	4.90
FEDERAL HOME LOAN BANK NOTES	DTD 02/24/2021 0.750% 02/24/2026	3130AV6J6	50,000,000.00	WELLS_F		99.47	49,735,000.00	(1,287,500.00)	(1,059,535.91)	2.18	4.74
FEDERAL HOME LOAN BANK NOTES	DTD 03/01/2023 4.500% 03/13/2026	3130AGFP5	49,535,000.00	MS		94.84	46,980,281.91	(440,217.55)	(867,500.04)	2.44	4.68
FEDERAL HOME LOAN BANK NOTES (CALLABLE)	DTD 05/10/2019 2.500% 06/12/2026	3130ANXZ8	50,000,000.00	TOR DOM	12/29/23	90.64	45,321,550.00	169,050.00	(749,511.58)	0.12	4.80
FEDERAL HOME LOAN BANK NOTES	DTD 09/29/2021 0.900% 06/29/2026	3133EPSW6	50,000,000.00	DAIWA		99.63	49,815,200.00	(69,800.00)	(81,237.04)	2.97	4.62
FEDERAL HOME LOAN BANK NOTES (CALLABLE)	DTD 08/14/2023 4.500% 08/14/2026	3130APAZ8	50,000,000.00	CITI	09/30/24	90.22	45,110,600.00	(264,400.00)	(1,069,711.50)	0.83	4.76
FEDERAL HOME LOAN BANK NOTES (CALLABLE)	DTD 09/23/2021 1.030% 09/30/2026	3130APJ55	34,770,000.00	CITIGRP	01/26/24	90.61	31,505,027.46	278,090.46	(497,362.53)	0.19	4.75
FEDERAL HOME LOAN BANK NOTES (CALLABLE)	DTD 10/26/2021 1.250% 10/26/2026	3130APJ55	48,940,000.00	CITIGRP	01/26/24	90.61	44,344,436.12	243,378.62	(854,295.43)	0.19	4.75
FEDERAL HOME LOAN BANK NOTES (CALLABLE)	DTD 10/26/2021 1.250% 10/26/2026	3130APJ11	50,000,000.00	CITIGRP	12/23/23	91.08	45,540,850.00	485,850.00	(554,824.89)	0.10	4.74
FANNIE MAE NOTES (CALLABLE)	DTD 11/23/2021 1.500% 11/23/2026	3135G06L2	44,500,000.00	DIRECT	12/18/23	89.20	39,692,220.00	590,070.00	(720,836.43)	0.10	4.72
FEDERAL HOME LOAN BANK NOTES (CALLABLE)	DTD 12/18/2020 0.875% 12/18/2026	3130AOF65	50,000,000.00	WELLS_F		90.72	45,358,900.00	824,900.00	(522,223.57)	2.99	4.53



Managed Account Fair Market Value & Analytics

For the Month Ending **November 30, 2023**

SAN BERNARDINO COUNTY - 76990800

Security Type/Description	Dated Date/Coupon/Maturity	CUSIP	Par	Broker	Next Call Date	Market Price	Market Value	Unreal G/L On Cost	Unreal G/L Amort Cost	Effective Duration	YTM at Mkt
Federal Agency Bond / Note											
FEDERAL HOME LOAN BANK NOTES (CALLABLE)		3130AKK88	39,805,000.00	CITIGRP	12/30/23	88.33	35,158,204.11	154,881.26	(692,266.76)	0.13	4.71
DTD 12/30/2020 0.600% 12/30/2026											
FEDERAL HOME LOAN BANK NOTES (CALLABLE)		3130ALDA9	22,500,000.00	INSPERE	02/26/24	88.80	19,978,965.00	47,340.00	(476,359.61)	0.27	4.77
DTD 02/26/2021 1.000% 02/26/2027											
FEDERAL HOME LOAN BANK NOTES (CALLABLE)		3130ALGL2	25,000,000.00	LOOP CA	02/26/24	89.36	22,338,975.00	33,475.00	(525,999.21)	0.27	4.70
DTD 02/26/2021 1.115% 02/26/2027											
FHLB NOTES (CALLABLE)		3130ALCE2	25,000,000.00	CITIGRP	02/26/24	88.56	22,139,900.00	44,900.00	(539,630.72)	0.27	4.77
DTD 02/26/2021 0.920% 02/26/2027											
FEDERAL HOME LOAN BANK NOTES (CALLABLE)		3130ALGL2	25,510,000.00	LOOP CA	02/26/24	89.36	22,794,690.09	121,402.09	(457,012.27)	0.27	4.70
DTD 02/26/2021 1.115% 02/26/2027											
FEDERAL HOME LOAN BANK NOTES (CALLABLE)		3130AL5A8	37,400,000.00	LOOP CA	02/26/24	88.50	33,099,224.40	606,104.40	(461,596.34)	0.27	4.77
DTD 02/26/2021 0.900% 02/26/2027											
FEDERAL FARM CREDIT BANK NOTES		3133EN5N6	50,000,000.00	DAIWA		98.52	49,260,850.00	(654,150.00)	(669,464.90)	3.76	4.40
DTD 01/06/2023 4.000% 01/06/2028											
FEDERAL HOME LOAN BANKS NOTES		3130AWN63	15,000,000.00	WELLSFA		98.21	14,731,879.65	(228,220.35)	(231,301.43)	4.25	4.43
DTD 07/14/2023 4.000% 06/30/2028											
FFCB NOTES (CALLABLE)		3133EM5P3	33,652,000.00	WELLS_F		85.77	28,861,873.36	(464,162.04)	(973,099.05)	4.65	4.64
DTD 09/20/2021 1.300% 09/20/2028											
FANNIE MAE NOTES (CALLABLE)		3136G43D3	25,000,000.00	CITIGRP	09/25/24	83.69	20,922,850.00	(321,650.00)	(773,961.59)	0.82	4.62
DTD 09/25/2020 0.810% 09/25/2028											
Security Type Sub-Total			3,019,282,000.00				2,900,496,813.59	(46,644,014.92)	(61,096,612.21)	0.89	5.10

Corporate Note

JOHN DEERE CAPITAL CORP CORPORATE NOTES		24422EVX4	3,000,000.00	RBC		99.51	2,985,309.00	(14,211.00)	(14,664.70)	0.11	5.31
DTD 01/10/2022 0.900% 01/10/2024											



Managed Account Fair Market Value & Analytics

For the Month Ending November 30, 2023

SAN BERNARDINO COUNTY - 76990800

Security Type/Description	Dated Date/Coupon/Maturity	CUSIP	Par	Broker	Next Call Date	Market Price	Market Value	Unreal G/L On Cost	Unreal G/L Amort Cost	Effective Duration	YTM at Mkt
Corporate Note											
BANK OF NY MELLON CORP NOTES (CALLABLE)		06406HCS6	6,957,000.00	JPMCHAS	01/05/24	99.59	6,928,608.48	(434,402.04)	(46,751.17)	0.10	5.90
DTD 02/04/2014 3.650% 02/04/2024											
TOYOTA MOTOR CREDIT CORP CORPORATE NOTES		89236TJX4	20,000,000.00	JPMCHAS		99.03	19,805,960.00	(181,640.00)	(192,140.14)	0.31	5.65
DTD 03/22/2022 2.500% 03/22/2024											
AMAZON.COM INC CORPORATE NOTES		023135CD6	50,000,000.00	JPMCHAS		98.94	49,471,600.00	(528,400.00)	(528,400.00)	0.37	5.63
DTD 04/13/2022 2.730% 04/13/2024											
BANK ON NY MELLON CORP FLT NOTES (CALLAB		06406RAT4	15,000,000.00	JPM	03/26/24	99.96	14,993,415.00	(6,585.00)	(6,585.00)	0.00	5.58
DTD 04/26/2021 5.580% 04/26/2024											
BANK OF NY MELLON CORP NOTES (CALLABLE)		06406RAS6	35,000,000.00	JPM	03/26/24	97.98	34,291,985.00	(670,565.00)	(702,992.05)	0.33	5.60
DTD 04/26/2021 0.500% 04/26/2024											
JOHN DEERE CAPITAL CORP CORPORATE NOTES		24422EVQ9	30,000,000.00	LOOP		97.45	29,233,830.00	(728,670.00)	(759,685.55)	0.52	5.50
DTD 06/10/2021 0.450% 06/07/2024											
TOYOTA MOTOR CREDIT CORP CORPORATE NOTES		89236TJH9	15,000,000.00	CITIGRP		97.23	14,584,020.00	(398,130.00)	(412,722.70)	0.55	5.69
DTD 06/18/2021 0.500% 06/18/2024											
TOTOTA MOTOR CREDIT CORP NOTE (FLOAT)		89236TJJS	20,000,000.00	CITIGRP		99.91	19,981,860.00	(18,140.00)	(18,140.00)	0.00	5.59
DTD 06/18/2021 5.580% 06/18/2024											
JOHN DEERE CAPITAL CORP CORPORATE NOTES		24422EVU0	15,000,000.00	CITIGRP		96.31	14,445,930.00	(544,320.00)	(551,543.54)	0.78	5.54
DTD 09/10/2021 0.625% 09/10/2024											
TOYOTA MOTOR CREDIT CORP CORPORATE NOTES		89236TJNG	40,000,000.00	JPMCHAS		96.56	38,623,760.00	(1,357,440.00)	(1,371,317.01)	0.78	5.15
DTD 09/13/2021 0.625% 09/13/2024											
JOHN DEERE CAPITAL CORP CORPORATE NOTES		24422EWM7	15,000,000.00	CITIGRP		99.24	14,886,615.00	(103,785.00)	(109,248.20)	0.85	5.45
DTD 10/11/2022 4.550% 10/11/2024											



Managed Account Fair Market Value & Analytics

For the Month Ending November 30, 2023

SAN BERNARDINO COUNTY - 76990800

Security Type/Description	Dated Date/Coupon/Maturity	CUSIP	Par	Broker	Next Call Date	Market Price	Market Value	Unreal G/L On Cost	Unreal G/L Amort Cost	Effective Duration	YTM at Mkt
Corporate Note											
BANK OF NY MELLON CORP (CALLABLE) CORP	10/25/2024	06406RAX5	50,000,000.00	JPMCHAS	09/25/24	95.53	47,764,900.00	(2,202,600.00)	(2,225,344.07)	0.82	6.01
BANK OF NY MELLON CORP FLT NOTES (CALLAB)	10/25/2024	06406RAY3	50,000,000.00	JPMCHAS	09/25/24	99.49	49,744,350.00	(255,650.00)	(255,650.00)	0.00	5.55
AMAZON.COM INC CORPORATE NOTES	11/29/2024	023135CM6	25,000,000.00	JPMCHAS		99.43	24,857,500.00	(125,750.00)	(134,136.49)	0.99	5.29
JOHN DEERE CAPITAL CORP CORPORATE NOTES	01/10/2025	24422EVY2	10,000,000.00	RBC		95.83	9,582,760.00	(412,540.00)	(415,498.94)	1.10	5.16
TOYOTA MOTOR CREDIT CORP CORPORATE NOTES	01/10/2025	89236TKN4	15,000,000.00	BARCLAY		99.54	14,930,310.00	(63,240.00)	(66,097.82)	1.08	5.23
JOHN DEERE CAPITAL CORP CORPORATE NOTES	01/10/2025	24422EWB1	7,000,000.00	MITSU		96.33	6,743,345.00	(253,645.00)	(255,386.19)	1.25	5.14
AMAZON.COM INC CORPORATE NOTES	04/13/2025	023135CE4	50,000,000.00	JPMCHAS		97.27	48,636,600.00	(1,283,900.00)	(1,327,204.29)	1.35	5.08
BANK OF NY MELLON CORP (CALLABLE) CORP N	04/25/2025	06406RBC0	50,000,000.00	CITIGRP	03/25/25	97.21	48,603,550.00	(1,389,450.00)	(1,393,183.33)	1.30	5.44
JOHN DEERE CAPITAL CORP CORPORATE NOTES	06/06/2025	24422EWW5	5,000,000.00	JPMCHAS		99.82	4,990,930.00	(6,270.00)	(6,945.99)	1.45	5.08
BANK OF NY MELLON CORP CORP NOTES (CALLA)	06/13/2025	06406RBF3	20,000,000.00	JPMCHAS	06/13/24	98.83	19,766,320.00	(233,680.00)	(233,680.00)	0.53	4.22
MET TOWER GLOBAL FUNDING NOTES	06/13/2025	58989VZES	35,000,000.00	JPMCHAS		97.42	34,096,125.00	(869,575.00)	(886,349.45)	1.48	5.47
TOYOTA MOTOR CREDIT CORP CORPORATE NOTES	06/30/2025	89236TKC8	15,000,000.00	BOFA		98.00	14,699,880.00	(285,870.00)	(292,617.95)	1.53	5.28



Managed Account Fair Market Value & Analytics

For the Month Ending November 30, 2023

SAN BERNARDINO COUNTY - 76990800

Security Type/Description	Dated Date/Coupon/Maturity	CUSIP	Par	Broker	Next Call Date	Market Price	Market Value	Unreal G/L On Cost	Unreal G/L Amort Cost	Effective Duration	YTM at Mkt
Corporate Note											
JOHN DEERE CAPITAL CORP CORPORATE NOTES		24422EWJ4	7,000,000.00	CREDITA		98.35	6,884,752.00	(111,748.00)	(113,181.85)	1.71	5.03
DTD 09/08/2022 4.050% 09/08/2025											
WALMART INC CORPORATE NOTES		93114ZEW9	5,000,000.00	BARCLAY		98.44	4,922,015.00	(74,485.00)	(75,915.66)	1.72	4.82
DTD 09/09/2022 3.900% 09/09/2025											
NESTLE HOLDINGS INC CORP NOTE		641062BA1	5,000,000.00	BAML		98.39	4,919,660.00	(78,690.00)	(79,359.04)	1.72	4.95
DTD 09/13/2022 4.000% 09/12/2025											
TOYOTA MOTOR CREDIT CORP CORP NOTES		89236TKK0	25,000,000.00	RBC CAP		100.61	25,153,125.00	182,625.00	172,235.40	1.87	5.06
DTD 11/10/2022 5.400% 11/10/2025											
BANK OF NY MELLON (CALLABLE) NOTES		06405LAC5	5,000,000.00	JPMCHAS	11/21/24	99.63	4,981,330.00	(18,670.00)	(18,670.00)	0.96	5.43
DTD 11/22/2022 5.224% 11/21/2025											
AMAZON.COM INC CORPORATE NOTES		023135CN4	25,000,000.00	JPMCHAS		99.32	24,829,925.00	(168,575.00)	(169,074.54)	1.89	4.96
DTD 12/01/2022 4.600% 12/01/2025											
MET LIFE GLOB FUNDING I NOTES		592179KD6	15,000,000.00	BAML		99.50	14,924,250.00	(75,750.00)	(75,750.00)	1.98	5.25
DTD 01/06/2023 5.000% 01/06/2026											
JOHN DEERE CAPITAL CORP CORPORATE NOTES		24422EWPO	15,000,000.00	RBC CAP		99.75	14,961,810.00	(31,140.00)	(33,236.99)	1.99	4.93
DTD 01/09/2023 4.800% 01/09/2026											
PROCTER & GAMBLE CO/THE CORPORATE NOTES		742718FY0	10,000,000.00	CITIGRP		98.63	9,863,400.00	(129,900.00)	(131,788.96)	2.06	4.77
DTD 01/26/2023 4.100% 01/26/2026											
WALMART INC CORPORATE NOTES (CALLABLE)		93114ZFA6	15,000,000.00	MIZUHO	03/15/26	98.49	14,773,800.00	(219,600.00)	(220,970.72)	2.20	4.68
DTD 04/18/2023 4.000% 04/15/2026											
APPLE INC CORP NOTES (CALLABLE)		037833E55	30,000,000.00	BARCLAY	05/08/24	99.26	29,778,270.00	(221,730.00)	(221,730.00)	0.44	4.74
DTD 05/10/2023 4.421% 05/08/2026											
TOYOTA MOTOR CREDIT CORP CORP NOTES		89236TKT1	25,000,000.00	MORGAN_		98.69	24,671,425.00	(314,075.00)	(316,681.30)	2.36	5.02
DTD 05/18/2023 4.450% 05/18/2026											
JOHN DEERE CAPITAL CORP CORPORATE NOTES		24422EWX3	5,000,000.00	JPMCHAS		99.71	4,985,370.00	(11,730.00)	(12,195.69)	2.35	4.87
DTD 06/08/2023 4.750% 06/08/2026											



Managed Account Fair Market Value & Analytics

For the Month Ending November 30, 2023

SAN BERNARDINO COUNTY - 76990800

Security Type/Description	Dated Date/Coupon/Maturity	CUSIP	Par	Broker	Next Call Date	Market Price	Market Value	Unreal G/L On Cost	Unreal G/L Amort Cost	Effective Duration	YTM at Mkt
Security Type Sub-Total											
			783,957,000.00				770,298,594.48	(13,641,926.04)	(13,502,603.93)	0.98	5.32

Commercial Paper

MICROSOFT CORP COMM PAPER	59515NZ14	100,000,000.00	WILLIAM			99.98	99,984,900.00	962,066.67	(15,100.00)	0.00	5.44
-- 0.000% 12/01/2023											
METLIFE SHORT TERM FUND COMM PAPER	59157UZL7	69,090,000.00	BK AMER			99.69	68,878,308.24	872,445.49	(15,514.54)	0.06	5.53
DTD 09/06/2023 0.000% 12/20/2023											
METLIFE SHORT TERM FUND COMM PAPER	59157UZM5	47,800,000.00	BARCLAY			99.68	47,646,179.60	1,046,689.88	(11,748.18)	0.06	5.53
DTD 05/01/2023 0.000% 12/21/2023											
CHARIOT FUNDING LLC COMM PAPER	15963UZV1	50,000,000.00	CHASE			99.55	49,776,000.00	167,444.44	(13,222.22)	0.08	5.59
DTD 11/06/2023 0.000% 12/29/2023											
TOYOTA MOTOR CREDIT CORP COMM PAPER	89233GA30	50,000,000.00	TOYOTA			99.47	49,732,800.00	651,133.33	(14,658.33)	0.10	5.69
DTD 09/05/2023 0.000% 01/03/2024											
CHARTA LLC COMM PAPER	16115VA82	50,000,000.00	BK AMER			99.40	49,700,150.00	488,386.11	(9,044.44)	0.11	5.57
DTD 09/27/2023 0.000% 01/08/2024											
JUPITER SECURITIZATION COMPANY COMM PAPE	48202AA3	50,000,000.00	CHASE			99.36	49,681,500.00	1,089,277.78	(7,388.89)	0.12	5.63
DTD 07/12/2023 0.000% 01/10/2024											
CRC FUNDING LLC COMM PAPER	12619TAK0	25,000,000.00	CITIGRP			99.23	24,806,975.00	243,183.33	(5,531.95)	0.15	5.60
DTD 09/26/2023 0.000% 01/19/2024											
TOYOTA MOTOR CREDIT CORP COMM PAPER	89233GAK2	50,000,000.00	TOYOTA			99.23	49,613,350.00	656,016.67	(10,983.33)	0.15	5.61
DTD 09/05/2023 0.000% 01/19/2024											
JUPITER SEC CO LLC	48202PAK1	50,000,000.00	CHASE			99.22	49,609,500.00	(12,722.22)	(20,277.78)	0.15	5.67
-- 0.000% 01/19/2024											
BOFA SECURITIES INC COMM PAPER (FLOAT)	06054NB26	50,000,000.00	BOFA			99.01	49,503,700.00	934,658.33	(3,675.00)	0.00	5.89
DTD 08/02/2023 5.840% 02/02/2024											
MICROSOFT CORP COMM PAPER	59515MB79	50,000,000.00	CASTLE			98.96	49,480,450.00	4,075.00	(18,050.00)	0.20	5.48
DTD 11/27/2023 0.000% 02/07/2024											
JP MORGAN SECURITIES LLC COMM PAPER	46640PC19	50,000,000.00	CHASE			98.57	49,282,550.00	1,288,827.78	(36,213.89)	0.27	5.70
DTD 06/06/2023 0.000% 03/01/2024											
MICROSOFT CORP COMM PAPER	59515MC45	50,000,000.00	WILLIAM			98.56	49,281,750.00	82,750.00	(24,050.00)	0.27	5.70
DTD 11/16/2023 0.000% 03/01/2024											



Managed Account Fair Market Value & Analytics

For the Month Ending **November 30, 2023**

SAN BERNARDINO COUNTY - 76990800

Security Type/Description	Dated Date/Coupon/Maturity	CUSIP	Par	Broker	Next Call Date	Market Price	Market Value	Unreal G/L On Cost	Unreal G/L Amort Cost	Effective Duration	YTM at Mkt
Commercial Paper											
MICROSOFT CORP COMM PAPER	DTD 11/16/2023 0.000% 03/01/2024	59515MC11	50,000,000.00	BARCLAY		98.61	49,304,500.00	89,194.44	(21,847.23)	0.27	5.52
METLIFE SHORT TERM FUND COMM PAPER	DTD 11/28/2023 0.000% 03/05/2024	59157TC50	48,580,000.00	CHASE		98.51	47,857,226.76	(29,698.57)	(36,918.10)	0.28	5.66
CRC FUNDING LLC COMM PAPER	DTD 11/02/2023 0.000% 03/07/2024	12619TC77	50,000,000.00	CITIGRP		98.47	49,234,650.00	205,900.00	(17,641.67)	0.28	5.71
METLIFE SHORT TERM FUND COMM PAPER	DTD 11/28/2023 0.000% 03/20/2024	59157TCL5	50,000,000.00	CITIGRP		98.31	49,153,100.00	(19,025.00)	(26,483.33)	0.32	5.59
MICROSOFT CORP COMM PAPER	DTD 11/27/2023 0.000% 04/18/2024	59515MDJ1	50,000,000.00	BARCLAY		97.89	48,945,800.00	(3,005.56)	(25,213.89)	0.42	5.54
CRC FUNDING LLC COMM PAPER	DTD 11/30/2023 0.000%	12619TDJ0	50,000,000.00	CITIGRP		97.83	48,913,850.00	(32,066.67)	(32,066.67)	0.40	5.71
04/18/2024											
TOYOTA MOTOR CREDIT CORP COMM PAPER	DTD 11/01/2023 0.000% 05/01/2024	89233GE10	50,000,000.00	TOYOTA		97.58	48,788,950.00	184,158.33	(39,383.34)	0.46	5.84
MICROSOFT CORP COMM PAPER	DTD 11/27/2023 0.000% 05/01/2024	59515ME19	50,000,000.00	WILLIAM		97.68	48,841,150.00	(9,266.67)	(31,516.67)	0.46	5.58
METLIFE SHORT TERM FUNDING COMM PAPER	DTD 11/27/2023 0.000% 05/02/2024	59157TE25	50,000,000.00	CITIGRP		97.59	48,796,400.00	(41,100.00)	(56,100.00)	0.46	5.77
Security Type Sub-Total			1,190,470,000.00				1,176,813,739.60	8,819,322.89	(492,629.45)	0.21	5.62
Certificate of Deposit											
WELLS FARGO BANK NA CERT DEPOS	DTD 04/10/2023 5.050% 01/03/2024	95001KJW7	100,000,000.00	WELLS_F		99.94	99,938,817.30	(61,182.70)	(61,182.70)	0.10	5.52
WELLS FARGO BANK NA CERT DEPOS	DTD 04/10/2023 5.000% 02/01/2024	95001KJW5	100,000,000.00	WELLS_F		99.86	99,862,691.10	(137,308.90)	(137,308.90)	0.18	5.61
Security Type Sub-Total			200,000,000.00				199,801,508.40	(198,491.60)	(198,491.60)	0.14	5.56
Bank Note											



Managed Account Fair Market Value & Analytics

For the Month Ending November 30, 2023

SAN BERNARDINO COUNTY - 76990800

Security Type/Description	Dated Date/Coupon/Maturity	CUSIP	Par	Broker	Next Call Date	Market Price	Market Value	Unreal G/L On Cost	Unreal G/L Amort Cost	Effective Duration	YTM at Mkt
Bank Note											
WELLS FARGO BANK NA BANK NOTES (CALLABLE)	08/01/2025	9498816B8	10,000,000.00	WELLSFA	07/01/25	100.12	10,012,320.00	19,520.00	18,384.73	1.59	5.47
WELLS FARGO BANK NA BANK NOTES (CALLABLE)	08/07/2026	9498816D4	10,000,000.00	WELLSFA	07/07/26	100.38	10,037,520.00	38,320.00	38,236.64	2.49	5.30

Security Type Sub-Total 20,000,000.00 20,049,840.00 57,840.00 56,621.37 2.04 5.38

Asset-Backed Security											
MBALT 2021-B A3	06/29/2021 0.400%	58769KAD6	3,220,950.23	JPMCHAS		99.65	3,209,679.80	(11,027.25)	(11,201.51)	0.07	0.77
BWMLT 2021-2 A3	09/15/2021 0.330%	09690AAC7	146,169.09	WELLS_F		99.70	145,724.37	(429.64)	(439.80)	0.06	0.61
BMWOT 2022-A A2A	05/18/2022 2.520%	05602RAB7	411,618.15	RBC		99.82	410,868.22	(720.34)	(737.79)	0.06	2.69
TAOT 2022-B A2A	04/13/2022 2.350%	89238FAB9	771,920.13	MITSU		99.81	770,430.56	(1,455.92)	(1,475.85)	0.05	2.52
BWMLT 2023-1 A2	02/15/2023 5.270%	05593AAB5	3,077,271.69	BAML		99.88	3,073,470.03	(3,597.33)	(3,677.02)	0.26	5.37
BWMLT 2022-1 A3	01/19/2022 1.100%	05601XAC3	2,925,530.52	MITSU		99.30	2,904,904.65	(20,188.51)	(20,445.05)	0.16	1.64
HART 2022-B A2A	07/20/2022 3.640%	44918MAB6	3,084,928.58	BARCLAY		99.58	3,072,067.82	(12,704.35)	(12,780.13)	0.18	3.93
JDOT 2022-B A2	07/20/2022 3.730%	47800AAB6	3,718,744.55	RBC		99.60	3,703,938.74	(14,411.99)	(14,597.03)	0.20	4.00
HAROT 2021-2 A3	05/26/2021 0.330%	43811JAC1	3,774,020.37	WELLS_F		97.87	3,693,458.24	(34,861.11)	(58,491.02)	0.37	1.60
HAROT 2021-2 A3	05/26/2021 0.330%	43811JAC1	7,170,638.70	CITIGRP		97.87	7,017,570.67	(152,788.38)	(152,955.05)	0.37	1.60
JDOT 2022-C A2	10/19/2022 4.980%	47800BAB4	18,438,601.58	CITIGRP		99.75	18,391,953.76	(45,987.71)	(46,248.94)	0.30	5.13
TLOT 2023-A A2	04/18/2023 5.300%	89239MAB3	5,016,561.73	BARCLAY		99.68	5,000,336.16	(16,030.93)	(16,082.61)	0.55	5.50



Managed Account Fair Market Value & Analytics

For the Month Ending November 30, 2023

SAN BERNARDINO COUNTY - 76990800

Security Type/Description	Dated Date/Coupon/Maturity	CUSIP	Par	Broker	Next Call Date	Market Price	Market Value	Unreal G/L On Cost	Unreal G/L Amort Cost	Effective Duration	YTM at Mkt
Asset-Backed Security											
BMWLT 2023-2 A2		055979AB4	3,500,000.00	JPMCHAS		100.12	3,504,265.45	4,461.10	4,447.32	0.68	5.88
DTD 10/11/2023 5.950% 08/25/2025											
MBART 2022-1 A2		58768PAB0	5,984,360.37	SMBC		99.83	5,974,385.04	(9,592.94)	(9,728.11)	0.25	5.35
DTD 11/22/2022 5.260% 10/15/2025											
HAROT 2023-1 A2		43815JAB9	5,176,727.40	CITIGRP		99.69	5,160,865.39	(15,550.89)	(15,640.70)	0.46	5.39
DTD 02/24/2023 5.220% 10/21/2025											
TAOT 2021-B A3		89190GAC1	16,670,485.94	CITIGRP		97.51	16,255,119.11	(413,571.42)	(414,570.72)	0.39	1.55
DTD 06/14/2021 0.260% 11/17/2025											
MBALT 2023-A A2		58768RAB6	19,000,000.00	JPMCHAS		99.71	18,944,599.80	(55,177.90)	(55,224.66)	0.52	5.40
DTD 05/24/2023 5.240% 11/17/2025											
HART 2022-C A2A		44933DAB7	22,145,703.08	SMBC		99.84	22,109,251.25	(35,081.01)	(35,561.54)	0.25	5.44
DTD 11/09/2022 5.350% 11/17/2025											
BMWLT 2023-1 A3		05593AAC3	6,150,000.00	BAML		99.56	6,122,885.27	(26,968.36)	(27,010.08)	0.87	5.39
DTD 02/15/2023 5.160% 11/25/2025											
HART 2023-A A2A		448979AB0	10,811,680.27	BAML		99.70	10,779,417.13	(31,638.23)	(31,787.11)	0.42	5.34
DTD 04/12/2023 5.190% 12/15/2025											
MBART 2023-1 A2		58770AAB9	2,229,027.93	MITSU		99.77	2,223,857.03	(5,094.00)	(5,115.95)	0.32	5.21
DTD 01/25/2023 5.090% 01/15/2026											
TAOT 2023-A A2		891940AB4	5,303,467.29	BAML		99.73	5,289,381.28	(13,871.74)	(13,932.20)	0.37	5.18
DTD 01/30/2023 5.050% 01/15/2026											
TAOT 2021-C A3		89239BAC5	7,667,331.99	BARC		97.11	7,445,898.68	(220,822.23)	(221,131.47)	0.48	1.82
DTD 09/27/2021 0.430% 01/15/2026											
HART 2021-B A3		44934KAC8	8,690,378.94	CITIGRP		97.66	8,486,719.91	(201,741.05)	(202,747.05)	0.41	1.50
DTD 07/28/2021 0.380% 01/15/2026											
TAOT 2022-D A2A		89239HAB4	15,801,374.49	RBC CAP		99.82	15,773,423.44	(27,775.66)	(27,834.12)	0.36	5.36
DTD 11/08/2022 5.270% 01/15/2026											
HAROT 2021-A A3		43815GAC3	5,796,194.05	BK AMER		96.84	5,612,921.87	(182,050.34)	(182,643.16)	0.63	2.40
DTD 11/24/2021 0.880% 01/21/2026											
JDOT 2021-B A3		47789QAC4	8,707,117.61	MITSU		96.75	8,424,472.38	(281,868.56)	(282,263.07)	0.57	1.97
DTD 07/21/2021 0.520% 03/16/2026											
JDOT 2023-A A2		47800CAB2	21,812,553.67	MITSU		99.75	21,757,647.11	(54,140.94)	(54,329.93)	0.47	5.40
DTD 03/02/2023 5.280% 03/16/2026											
HAROT 2023-3 A2		43815OAB3	7,000,000.00	BK AMER		100.11	7,007,795.20	8,458.10	8,386.80	0.76	5.66
DTD 08/22/2023 5.710% 03/18/2026											



Managed Account Fair Market Value & Analytics

For the Month Ending November 30, 2023

SAN BERNARDINO COUNTY - 76990800

Security Type/Description	Dated Date/Coupon/Maturity	CUSIP	Par	Broker	Next Call Date	Market Price	Market Value	Unreal G/L On Cost	Unreal G/L Amort Cost	Effective Duration	YTM at Mkt
Asset-Backed Security											
TAOT 2021-D A3		89238JAC9	5,306,706.72	RBC		96.80	5,137,070.41	(169,523.28)	(169,575.59)	0.55	2.09
DTD 11/15/2021 0.710% 04/15/2026											
HAROT 2023-2 A2		43792TAB2	5,500,000.00	BARCLAY		99.85	5,491,971.65	(7,698.90)	(7,756.89)	0.67	5.48
DTD 05/30/2023 5.410% 04/15/2026											
TLOT 2023-A A3		89239MAC1	14,000,000.00	BARCLAY		99.20	13,887,694.80	(109,863.60)	(110,368.38)	1.27	5.29
DTD 04/18/2023 4.930% 04/20/2026											
BMWOT 2023-A A2A		05592XAB6	3,000,000.00	TD		100.02	3,000,699.60	835.20	817.01	0.65	5.71
DTD 07/18/2023 5.720% 04/27/2026											
HART 2021-C A3		44935FAD6	4,088,680.60	SMBC		97.08	3,969,323.43	(118,444.58)	(118,858.58)	0.55	1.96
DTD 11/17/2021 0.740% 05/15/2026											
HART 2023-B A2A		44933XAB3	5,000,000.00	BARCLAY		100.03	5,001,314.00	1,412.50	1,399.60	0.66	5.76
DTD 07/19/2023 5.770% 05/15/2026											
TAOT 2023-B A2A		89194IAB2	6,017,000.00	RBC CAP		99.74	6,001,189.73	(15,671.28)	(15,695.81)	0.52	5.39
DTD 05/23/2023 5.280% 05/15/2026											
TAOT 2022-A A3		89239KAC5	3,733,253.89	MIZUHO		96.92	3,618,131.17	(114,488.06)	(114,754.09)	0.58	2.48
DTD 01/31/2022 1.230% 06/15/2026											
JDOT 2023-B A2		477920AB8	5,000,000.00	BK AMER		99.94	4,997,148.50	(2,556.00)	(2,598.57)	0.74	5.61
DTD 06/28/2023 5.590% 06/15/2026											
MBART 2021-1 A3		58772WAC7	12,666,727.52	MIZUHO		96.59	12,235,402.65	(429,668.06)	(430,435.55)	0.53	1.83
DTD 09/22/2021 0.460% 06/15/2026											
HAROT 2023-4 A2		438123AB7	6,000,000.00	JPM		100.33	6,019,684.20	20,148.00	20,137.71	0.97	5.73
DTD 11/08/2023 5.870% 06/22/2026											
TAOT 2023-C A2A		89231FAB6	3,000,000.00	BNP DIR		99.96	2,998,912.20	(904.50)	(922.53)	0.70	5.61
DTD 08/15/2023 5.600% 08/17/2026											
JDOT 2023-C A2		47787CAB9	8,750,000.00	RBC		100.17	8,764,458.50	15,044.75	15,007.53	0.88	5.69
DTD 09/19/2023 5.760% 08/17/2026											
BMWOT 2022-A A3		05602RAD3	14,000,000.00	RBC		98.05	13,727,623.00	(271,649.00)	(271,911.27)	0.75	3.96
DTD 05/18/2022 3.210% 08/25/2026											
FORDO 2023-C A2A		344940AB7	4,250,000.00	SMBC		100.01	4,250,527.85	913.32	909.81	0.96	5.68
DTD 11/21/2023 5.680% 09/15/2026											
TAOT 2022-B A3		89238FAD5	12,000,000.00	MITSU		97.68	11,721,694.80	(278,024.40)	(278,128.14)	0.78	3.81
DTD 04/13/2022 2.930% 09/15/2026											
GMCAR 2023-3 A2A		36267KAB3	2,250,000.00	WELLSFA		100.03	2,250,689.85	730.57	725.81	0.64	5.73
DTD 07/19/2023 5.740% 09/16/2026											



Managed Account Fair Market Value & Analytics

For the Month Ending November 30, 2023

SAN BERNARDINO COUNTY - 76990800

Security Type/Description	Dated Date/Coupon/Maturity	CUSIP	Par	Broker	Next Call Date	Market Price	Market Value	Unreal G/L On Cost	Unreal G/L Amort Cost	Effective Duration	YTM at Mkt
Asset-Backed Security											
JDOT 2022-A A3		47787JAC2	7,151,818.24	BOFA		97.39	6,965,351.74	(184,884.52)	(185,485.58)	0.76	3.30
DTD 03/16/2022 2.320% 09/16/2026											
BWMLT 2023-2 A3		055979AC2	3,000,000.00	JPMCHAS		100.82	3,024,479.40	24,540.30	24,537.68	1.45	5.68
DTD 10/11/2023 5.990% 09/25/2026											
MBART 2023-2 A2		58769FAB1	4,500,000.00	BK AMER		100.36	4,516,041.15	16,242.75	16,236.67	0.98	5.79
DTD 10/25/2023 5.920% 11/16/2026											
GMCAR 2023-4 A2A		379930AB6	5,750,000.00	BMO		100.25	5,764,113.38	14,661.35	14,638.85	0.91	5.80
DTD 10/11/2023 5.890% 11/16/2026											
TAOT 2023-D A2A		89239FAB8	7,000,000.00	JPM		100.21	7,014,992.60	15,098.30	15,096.78	0.95	5.72
DTD 11/14/2023 5.800% 11/16/2026											
HART 2022-B A3		44918MAD2	11,000,000.00	BARCLAY		97.94	10,773,254.80	(226,740.80)	(226,742.19)	0.99	4.46
DTD 07/20/2022 3.720% 11/16/2026											
HART 2023-C A2A		44918CAB8	6,255,000.00	BNP		100.25	6,270,815.77	16,108.50	16,104.30	0.98	5.71
DTD 11/13/2023 5.800% 01/15/2027											
MBALT 2023-A A3		58768RAC4	20,000,000.00	JPMCHAS		98.88	19,776,780.00	(222,524.00)	(222,623.80)	1.48	5.13
DTD 05/24/2023 4.740% 01/15/2027											
JDOT 2022-B A3		47800AAC4	8,600,000.00	RBC		97.57	8,391,290.04	(207,888.66)	(208,133.77)	1.17	4.55
DTD 07/20/2022 3.740% 02/16/2027											
HART 2023-A A3		448979AD6	14,000,000.00	BAML		98.66	13,811,830.20	(186,803.40)	(187,020.87)	1.45	5.01
DTD 04/12/2023 4.580% 04/15/2027											
HAROT 2023-1 A3		43815JAC7	6,500,000.00	CITIGRP		99.30	6,454,605.30	(44,187.00)	(44,409.91)	1.54	5.27
DTD 02/24/2023 5.040% 04/21/2027											
AMXCA 2022-2 A		02582JIT8	20,000,000.00	BARCLAY		97.19	19,438,618.00	(556,958.00)	(558,310.25)	1.37	4.26
DTD 05/24/2022 3.390% 05/17/2027											
JDOT 2022-C A3		47800BAC2	28,961,000.00	CITIGRP		99.31	28,759,761.60	(198,991.03)	(199,530.40)	1.38	5.31
DTD 10/19/2022 5.090% 06/15/2027											
HART 2022-C A3		44933DAD3	48,500,000.00	SMBC		99.95	48,473,582.05	(26,185.15)	(26,238.81)	1.24	5.41
DTD 11/09/2022 5.390% 06/15/2027											
MBART 2022-1 A3		58768PAC8	20,500,000.00	SMBC		99.58	20,412,957.00	(82,988.10)	(83,865.72)	1.20	5.34
DTD 11/22/2022 5.210% 08/16/2027											
TAOT 2023-A A3		891940AC2	13,000,000.00	BAML		98.71	12,832,735.50	(167,258.00)	(167,259.17)	1.49	5.00
DTD 01/30/2023 4.630% 09/15/2027											
TAOT 2022-D A3		89239HAD0	70,500,000.00	RBC CAP		99.69	70,283,050.35	(209,991.30)	(211,514.91)	1.48	5.39
DTD 11/08/2022 5.300% 09/15/2027											



Managed Account Fair Market Value & Analytics

For the Month Ending November 30, 2023

SAN BERNARDINO COUNTY - 76990800

Security Type/Description	Dated Date/Coupon/Maturity	CUSIP	Par	Broker	Next Call Date	Market Price	Market Value	Unreal G/L On Cost	Unreal G/L Amort Cost	Effective Duration	YTM at Mkt
Asset-Backed Security											
AMXCA 2022-4 A	DTD 11/03/2022 4.950% 10/15/2027	02582JIX9	33,000,000.00	BARCLAY		99.53	32,846,018.70	(152,344.50)	(152,700.48)	1.74	5.08
HAROT 2023-2 A3	DTD 05/30/2023 4.930% 11/15/2027	43792TAC0	4,000,000.00	BARCLAY		99.33	3,973,276.00	(26,076.00)	(26,149.55)	1.92	5.12
MBART 2023-1 A3	DTD 01/25/2023 4.510% 11/15/2027	58770AAC7	6,630,000.00	MITSU		98.58	6,535,786.37	(93,418.03)	(93,558.56)	1.36	4.91
JDOT 2023-A A3	DTD 03/02/2023 5.010% 11/15/2027	47800CAC0	22,000,000.00	MITSU		99.08	21,798,484.40	(197,507.20)	(198,146.12)	1.69	5.27
TAOT 2023-B A3	DTD 05/23/2023 4.710% 02/15/2028	891941AD8	12,500,000.00	RBC CAP		99.04	12,379,882.50	(119,418.75)	(119,496.34)	1.84	4.96
HAROT 2023-3 A3	DTD 08/22/2023 5.410% 02/18/2028	43815QAC1	6,500,000.00	BK AMER		100.27	6,517,556.50	18,896.80	18,814.31	1.94	5.34
BHWOT 2023-A A3	DTD 07/18/2023 5.470% 02/25/2028	05592XAD2	3,000,000.00	TD		100.46	3,013,837.80	14,369.40	14,326.44	1.85	5.35
JDOT 2023-B A3	DTD 06/28/2023 5.180% 03/15/2028	477920AC6	4,000,000.00	BK AMER		99.78	3,991,014.00	(8,318.80)	(8,379.24)	2.01	5.24
DCENT 2023-A1 A	DTD 04/11/2023 4.310% 03/15/2028	254683CY9	45,000,000.00	RBC CAP		97.97	44,086,032.00	(911,358.00)	(911,697.30)	2.11	4.83
VZMT 2023-2 A	DTD 04/25/2023 4.890% 04/13/2028	92348KBL6	35,000,000.00	RBC CAP		99.08	34,679,109.50	(320,341.00)	(320,407.61)	1.81	5.12
TAOT 2023-C A3	DTD 08/15/2023 5.160% 04/17/2028	89231FAD2	2,000,000.00	BNP DIR		99.93	1,998,653.60	(894.00)	(922.62)	1.97	5.18
HART 2023-B A3	DTD 07/19/2023 5.480% 04/17/2028	44933XAD9	5,000,000.00	BARCLAY		100.58	5,028,998.50	29,215.50	29,198.61	1.91	5.33
JDOT 2023-C A3	DTD 09/19/2023 5.480% 05/15/2028	47787CAC7	6,750,000.00	RBC		100.44	6,779,570.40	30,034.12	30,016.54	2.12	5.37
AMXCA 2023-1 A	DTD 06/14/2023 4.870% 05/15/2028	02582JIZ4	14,000,000.00	RBC		99.57	13,939,594.20	(59,164.00)	(59,281.48)	2.24	4.98
COMET 2023-A1 A	DTD 05/24/2023 4.420% 05/15/2028	14041NGD7	50,000,000.00	RBC CAP		98.47	49,233,920.00	(754,615.00)	(755,819.52)	2.25	4.80
DCENT 2023-A2 A	DTD 06/28/2023 4.930% 06/15/2028	254683CZ6	25,000,000.00	BK AMER		99.47	24,866,537.50	(130,085.00)	(130,375.46)	2.31	5.06
GMCAR 2023-3 A3	DTD 07/19/2023 5.450% 06/16/2028	36267KAD9	5,000,000.00	WELLSFA		100.31	5,015,737.50	15,930.50	15,915.98	2.00	5.37



Managed Account Fair Market Value & Analytics

For the Month Ending **November 30, 2023**

SAN BERNARDINO COUNTY - 76990800

Security Type/Description	Dated Date/Coupon/Maturity	CUSIP	Par	Broker	Next Call Date	Market Price	Market Value	Unreal G/L On Cost	Unreal G/L Amort Cost	Effective Duration	YTM at Mkt
Asset-Backed Security											
HAROT 2023-4 A3		438123AC5	2,250,000.00	JPM		100.87	2,269,613.48	20,009.70	20,004.98	2.18	5.45
DTD 11/08/2023 5.670% 06/21/2028											
TAOT 2023-D A3		89239FAD4	3,250,000.00	JPM		101.00	3,282,615.38	32,965.73	32,962.68	2.26	5.30
DTD 11/14/2023 5.540% 08/15/2028											
HART 2023-C A3		44918CAD4	2,750,000.00	BNP		100.64	2,767,614.03	17,975.65	17,972.46	2.26	5.39
DTD 11/13/2023 5.540% 10/16/2028											
Security Type Sub-Total			921,613,545.32			913,308,955.94	(8,178,528.49)	(8,220,068.86)		1.24	4.81
Managed Account Sub-Total			13,528,082,331.29			13,117,378,546.60	(139,463,313.92)	(206,995,894.22)		1.41	5.16
Securities Sub-Total			\$13,528,082,331.29			\$13,117,378,546.60	(\$139,463,313.92)	(\$206,995,894.22)		1.41	5.16%
Accrued Interest						\$55,342,220.74					
Total Investments						\$13,172,720,767.34					

Bolded items are forward settling trades.



Managed Account Security Transactions & Interest

For the Month Ending November 30, 2023

SAN BERNARDINO COUNTY - 76990800										
Transaction Type	Trade	Settle	Security Description	CUSIP	Par	Principal Proceeds	Accrued Interest	Realized G/L Cost	Realized G/L Amort Cost	Sale Method
BUY										
	11/01/23	11/02/23	TOYOTA MOTOR CREDIT CORP COMM PAPER	89233GE10	50,000,000.00	(48,604,791.67)	0.00	(48,604,791.67)		
			DTD 11/01/2023 0.000% 05/01/2024							
	11/01/23	11/02/23	INTL BANK OF RECON AND DEV DISC NOTE	459052WG7	100,000,000.00	(97,310,138.89)	0.00	(97,310,138.89)		
			DTD 11/01/2023 0.000% 05/01/2024							
	11/01/23	11/08/23	HAROT 2023-4 A2	438123AB7	6,000,000.00	(5,999,536.20)	0.00	(5,999,536.20)		
			DTD 11/08/2023 5.870% 06/22/2026							
	11/01/23	11/08/23	HAROT 2023-4 A3	438123AC5	2,250,000.00	(2,249,603.78)	0.00	(2,249,603.78)		
			DTD 11/08/2023 5.670% 06/21/2028							
	11/01/23	11/09/23	FHMS K753 A2	3137HB2L7	82,000,000.00	(76,641,054.00)	(80,177.78)	(76,721,231.78)		
			DTD 11/01/2023 4.400% 10/01/2030							
	11/02/23	11/02/23	CRC FUNDING LLC COMM PAPER	12619TC77	50,000,000.00	(49,028,750.00)	0.00	(49,028,750.00)		
			DTD 11/02/2023 0.000% 03/07/2024							
	11/02/23	11/02/23	CANTOR FITZGERALD REPO AGRMT	REI365239	100,000,000.00	(100,000,000.00)	0.00	(100,000,000.00)		
			DTD 11/02/2023 5.320% 11/09/2023							
	11/03/23	11/13/23	HART 2023-C A3	44918CAD4	2,750,000.00	(2,749,638.38)	0.00	(2,749,638.38)		
			DTD 11/13/2023 5.540% 10/16/2028							
	11/03/23	11/13/23	HART 2023-C A2A	44918CAB8	6,255,000.00	(6,254,707.27)	0.00	(6,254,707.27)		
			DTD 11/13/2023 5.800% 01/15/2027							
	11/06/23	11/06/23	FIDELITY GOV'T MM FUND 2642	31607A703	41,000,000.00	(41,000,000.00)	0.00	(41,000,000.00)		
			DTD 11/06/2023 5.320% 11/09/2023							
	11/06/23	11/07/23	CHARIOT FUNDING LLC COMM PAPER	15963UZV1	50,000,000.00	(49,608,555.56)	0.00	(49,608,555.56)		
			DTD 11/06/2023 0.000% 12/29/2023							
	11/07/23	11/14/23	TAOT 2023-D A2A	89239FAB8	7,000,000.00	(6,999,894.30)	0.00	(6,999,894.30)		
			DTD 11/14/2023 5.800% 11/16/2026							
	11/07/23	11/14/23	TAOT 2023-D A3	89239FAD4	3,250,000.00	(3,249,649.65)	0.00	(3,249,649.65)		
			DTD 11/14/2023 5.540% 08/15/2028							
	11/07/23	11/16/23	FRESB 2023-SB111 A5F	30334CAA5	25,000,000.00	(24,440,275.00)	(49,062.50)	(24,489,337.50)		
			DTD 11/01/2023 4.710% 09/01/2028							
	11/07/23	11/16/23	FRESB 2023-SB111 A7F	30334CAB3	15,000,000.00	(14,270,655.00)	(27,750.00)	(14,298,405.00)		
			DTD 11/01/2023 4.440% 09/01/2030							
	11/09/23	11/09/23	CANTOR FITZGERALD REPO AGRMT	REI365247	100,000,000.00	(100,000,000.00)	0.00	(100,000,000.00)		
			DTD 11/09/2023 5.300% 11/16/2023							
	11/13/23	11/13/23	FIDELITY GOV'T MM FUND 2642	31607A703	27,000,000.00	(27,000,000.00)	0.00	(27,000,000.00)		



Managed Account Security Transactions & Interest

For the Month Ending November 30, 2023

SAN BERNARDINO COUNTY - 76990800

Transaction Type	Trade	Settle	Security Description	CUSIP	Par	Principal Proceeds	Accrued Interest	Total	Realized G/L Cost	Realized G/L Amort Cost	Sale Method
BUY											
	11/14/23	11/14/23	FIDELITY GOV'T MM FUND 2642	31607A703	40,000,000.00	(40,000,000.00)	0.00	(40,000,000.00)			
	11/14/23	11/21/23	FHMS K510 A2 DTD 11/01/2023 5.069% 10/01/2028	3137HB3D4	32,000,000.00	(31,907,488.00)	(90,115.56)	(31,997,603.56)			
	11/15/23	11/15/23	FIDELITY GOV'T MM FUND 2642	31607A703	17,000,000.00	(17,000,000.00)	0.00	(17,000,000.00)			
	11/16/23	11/16/23	CANTOR FITZGERALD REPO AGRMT DTD 11/16/2023 5.310% 11/22/2023	REI365254	100,000,000.00	(100,000,000.00)	0.00	(100,000,000.00)			
	11/16/23	11/16/23	MICROSOFT CORP COMM PAPER DTD 11/16/2023 0.000% 03/01/2024	59515MC11	50,000,000.00	(49,215,305.56)	0.00	(49,215,305.56)			
	11/16/23	11/17/23	MICROSOFT CORP COMM PAPER DTD 11/16/2023 0.000% 03/01/2024	59515MC45	50,000,000.00	(49,199,000.00)	0.00	(49,199,000.00)			
	11/16/23	11/21/23	FORDO 2023-C AZA DTD 11/21/2023 5.680% 09/15/2026	344940AB7	4,250,000.00	(4,249,614.53)	0.00	(4,249,614.53)			
	11/22/23	11/22/23	FIDELITY GOV'T MM FUND 2642	31607A703	68,000,000.00	(68,000,000.00)	0.00	(68,000,000.00)			
	11/22/23	11/22/23	CANTOR FITZGERALD REPO AGRMT DTD 11/22/2023 5.300% 11/30/2023	REI365262	100,000,000.00	(100,000,000.00)	0.00	(100,000,000.00)			
	11/27/23	11/27/23	FIDELITY GOV'T MM FUND 2642	31607A703	190,000,000.00	(190,000,000.00)	0.00	(190,000,000.00)			
	11/27/23	11/28/23	MICROSOFT CORP COMM PAPER DTD 11/27/2023 0.000% 02/07/2024	59515MB79	50,000,000.00	(49,476,375.00)	0.00	(49,476,375.00)			
	11/27/23	11/28/23	MICROSOFT CORP COMM PAPER DTD 11/27/2023 0.000% 05/01/2024	59515ME19	50,000,000.00	(48,850,416.67)	0.00	(48,850,416.67)			
	11/27/23	11/28/23	MICROSOFT CORP COMM PAPER DTD 11/27/2023 0.000% 04/18/2024	59515MDJ1	50,000,000.00	(48,948,805.56)	0.00	(48,948,805.56)			
	11/27/23	11/29/23	METLIFE SHORT TERM FUNDING COMM PAPER DTD 11/27/2023 0.000% 05/02/2024	59157TE25	50,000,000.00	(48,837,500.00)	0.00	(48,837,500.00)			
	11/28/23	11/28/23	FEDERATED GOVT OBLIGATIONS FUND DTD 11/28/2023 0.000% 03/05/2024	608919718	276,000,000.00	(276,000,000.00)	0.00	(276,000,000.00)			
	11/28/23	11/30/23	METLIFE SHORT TERM FUND COMM PAPER DTD 11/28/2023 0.000% 03/05/2024	59157TC50	48,580,000.00	(47,886,925.33)	0.00	(47,886,925.33)			
	11/28/23	11/30/23	METLIFE SHORT TERM FUND COMM PAPER DTD 11/28/2023 0.000% 03/20/2024	59157TCL5	50,000,000.00	(49,172,125.00)	0.00	(49,172,125.00)			
	11/29/23	11/30/23	JUPITER SEC CO LLC -- 0.000% 01/19/2024	4820P2AK1	50,000,000.00	(49,622,222.22)	0.00	(49,622,222.22)			



Managed Account Security Transactions & Interest

For the Month Ending **November 30, 2023**

SAN BERNARDINO COUNTY - 76990800

Transaction Type	Trade	Settle	Security Description	CUSIP	Par	Principal Proceeds	Accrued Interest	Total	Realized G/L Cost	Realized G/L Amort Cost	Sale Method
BUY											
	11/30/23	11/30/23	CANTOR FITZGERALD REPO AGRMT DTD 11/30/2023 5.320% 12/07/2023	RE1365270	100,000,000.00	(100,000,000.00)	0.00	(100,000,000.00)			
	11/30/23	12/01/23	CRC FUNDING LLC COMM PAPER DTD 11/30/2023 0.000% 04/18/2024	12619TDJ0	50,000,000.00	(48,945,916.67)	0.00	(48,945,916.67)			
Transaction Type Sub-Total					2,093,335,000.00	(2,072,718,944.24)	(247,105.84)	(2,072,966,050.08)			
INTEREST											
	11/01/23	11/25/23	FR WN2405 DTD 07/01/2023 4.310% 04/01/2030	3132XGU79	26,814,000.00	0.00	99,517.18	99,517.18			
	11/01/23	11/25/23	FRESB 2023-SB109 ASF DTD 09/01/2023 4.390% 08/01/2028	30333MAA4	24,998,029.55	0.00	91,451.12	91,451.12			
	11/01/23	11/25/23	FR WN2415 DTD 08/01/2023 4.640% 05/01/2030	3132XGVH6	24,795,000.00	0.00	99,069.80	99,069.80			
	11/01/23	11/25/23	FR WN2459 DTD 10/01/2023 5.260% 07/01/2030	3132XGWW4	46,801,000.00	0.00	211,982.53	211,982.53			
	11/01/23	11/25/23	FNA 2023-M6 A2 DTD 07/01/2023 4.190% 07/01/2028	3136BODE6	25,000,000.00	0.00	87,291.68	87,291.68			
	11/01/23	11/25/23	FHMS K747 A2 DTD 01/01/2022 2.050% 11/01/2028	3137H5DX2	34,000,000.00	0.00	58,083.32	58,083.32			
	11/01/23	11/25/23	FHMS K752 A2 DTD 08/01/2023 4.284% 07/01/2030	3137HAGZ3	25,000,000.00	0.00	89,250.00	89,250.00			
	11/01/23	11/25/23	FHMS K050 A2 DTD 11/01/2015 3.334% 08/01/2025	3137BLW95	30,000,000.00	0.00	83,349.99	83,349.99			
	11/01/23	11/25/23	FHLMC SERIES K049 A2 DTD 10/01/2015 3.010% 07/01/2025	3137BLMZ8	10,000,000.00	0.00	25,083.33	25,083.33			
	11/01/23	11/25/23	FR WN2397 DTD 07/01/2023 5.000% 02/01/2030	3132XGUX2	33,757,000.00	0.00	145,342.64	145,342.64			
	11/01/23	11/25/23	FHLMC MULTIFAMILY STRUCTURED P DTD 07/01/2017 3.243% 04/01/2027	3137F1G44	55,000,000.00	0.00	148,637.50	148,637.50			
	11/01/23	11/25/23	FR WN1245 DTD 06/01/2023 4.350% 03/01/2028	3132XFL30	25,000,000.00	0.00	93,645.83	93,645.83			
	11/01/23	11/25/23	FHMS K052 A1 DTD 12/01/2015 3.308% 09/01/2025	3137BM7C4	50,000,000.00	0.00	137,833.35	137,833.35			



Managed Account Security Transactions & Interest

For the Month Ending **November 30, 2023**

SAN BERNARDINO COUNTY - 76990800

Transaction Type	Trade	Settle	Security Description	CUSIP	Par	Principal Proceeds	Accrued Interest	Total	Realized G/L Cost	Realized G/L Amort Cost	Sale Method
INTEREST											
	11/01/23	11/25/23	FRESB 2021-SB82 A5	30318CAA5	3,709,467.06	0.00	2,071.12	2,071.12			
			DTD 01/01/2021 0.670% 11/01/2025								
	11/01/23	11/25/23	FR WN2382	3132XGUG9	50,000,000.00	0.00	186,861.11	186,861.11			
			DTD 07/01/2023 4.340% 06/01/2028								
	11/01/23	11/25/23	FNA 2023-M5 2A2	3136BQCS6	10,000,000.00	0.00	37,500.00	37,500.00			
			DTD 07/01/2023 4.500% 07/01/2028								
	11/01/23	11/25/23	FHMS K072 A2	3137FEBQ2	12,923,000.00	0.00	37,089.01	37,089.01			
			DTD 01/01/2018 3.444% 12/01/2027								
	11/01/23	11/25/23	FHMS K042 A2	3137BFXT3	65,470,000.00	0.00	145,670.75	145,670.75			
			DTD 01/28/2015 2.670% 12/01/2024								
	11/01/23	11/25/23	FHMS K733 A2	3137FXO7	3,311,667.47	0.00	10,348.96	10,348.96			
			DTD 11/09/2018 3.750% 08/01/2025								
	11/01/23	11/25/23	FR WN2421	3132XGVP8	32,235,000.00	0.00	111,586.83	111,586.83			
			DTD 09/01/2023 4.020% 06/01/2030								
	11/01/23	11/25/23	FR WN1252	3132XFMA3	9,786,000.00	0.00	37,920.75	37,920.75			
			DTD 06/01/2023 4.500% 03/01/2028								
	11/01/23	11/25/23	FRESB 2022-SB97	30311SAA7	21,563,122.59	0.00	31,985.29	31,985.29			
			DTD 04/01/2022 1.780% 02/01/2027								
	11/01/23	11/25/23	FHMS K732 AM	3137FG7G4	25,000,000.00	0.00	77,083.33	77,083.33			
			DTD 06/28/2018 3.700% 05/01/2025								
	11/01/23	11/25/23	FHMS KJ21 A2	3137FHGE7	9,629,207.33	0.00	29,690.05	29,690.05			
			DTD 09/01/2018 3.700% 09/01/2026								
	11/01/23	11/25/23	FHMS KJ39 A1	3137H73W1	37,844,561.70	0.00	86,727.14	86,727.14			
			DTD 04/01/2022 2.750% 04/01/2027								
	11/01/23	11/25/23	FHMS K079 AM	3137FGZU2	11,350,000.00	0.00	37,171.25	37,171.25			
			DTD 08/01/2018 3.930% 06/01/2028								
	11/01/23	11/25/23	FHMS KJ34 A1	3137H1LS3	2,872,182.12	0.00	1,629.97	1,629.97			
			DTD 07/01/2021 0.681% 06/01/2026								
	11/01/23	11/25/23	FRESB 2023-SB110 ASF	30333HAA5	20,500,000.00	0.00	78,241.67	78,241.67			
			DTD 10/01/2023 4.580% 08/01/2028								
	11/01/23	11/25/23	FHMS K729 A2	3137FOXJ7	8,250,000.00	0.00	17,359.38	17,359.38			
			DTD 01/01/2020 2.525% 10/01/2026								
	11/01/23	11/25/23	FR WN2409	3132XGVB9	42,540,000.00	0.00	179,495.16	179,495.16			
			DTD 08/01/2023 4.900% 06/01/2028								



Managed Account Security Transactions & Interest

For the Month Ending **November 30, 2023**

SAN BERNARDINO COUNTY - 76990800

Transaction Type	Trade	Settle	Security Description	CUSIP	Par	Principal Proceeds	Accrued Interest	Total	Realized G/L Cost	Realized G/L Amort Cost	Sale Method
INTEREST											
	11/01/23	11/25/23	FHMS K062 A2	3137BUX60	28,867,855.00	0.00	82,105.00	82,105.00			
			DTD 02/01/2017 3.413% 12/01/2026								
	11/01/23	11/25/23	FR WN2460	3132XGWW2	9,385,000.00	0.00	35,073.83	35,073.83			
			DTD 10/01/2023 4.340% 06/01/2030								
	11/01/23	11/25/23	FHMS K506 A2	3137HAMH6	50,000,000.00	0.00	193,750.00	193,750.00			
			DTD 09/01/2023 4.650% 08/01/2028								
	11/01/23	11/25/23	FR WN2392	3132XGUS3	30,193,000.00	0.00	105,298.09	105,298.09			
			DTD 07/01/2023 4.050% 04/01/2030								
	11/01/23	11/25/23	FHMS K729 A2	3137FCM43	16,500,000.00	0.00	43,119.99	43,119.99			
			DTD 12/01/2017 3.136% 10/01/2024								
	11/01/23	11/25/23	FHMS K739 A2	3137F64P9	12,000,000.00	0.00	13,360.00	13,360.00			
			DTD 11/01/2020 1.336% 09/01/2027								
	11/01/23	11/25/23	FHMS K047 A2	3137BKRJ1	75,000,000.00	0.00	208,062.53	208,062.53			
			DTD 07/30/2015 3.329% 05/01/2025								
	11/01/23	11/25/23	FHMS KJ36 A1	3137H4RZ5	1,177,870.21	0.00	2,899.18	2,899.18			
			DTD 12/01/2021 1.298% 12/01/2026								
	11/01/23	11/25/23	FHMS K055 A2	3137BPW21	83,500,000.00	0.00	185,996.25	185,996.25			
			DTD 06/22/2016 2.673% 03/01/2026								
	11/01/23	11/25/23	FHMS K046 A2	3137BJP64	50,000,000.00	0.00	133,541.65	133,541.65			
			DTD 06/17/2015 3.205% 03/01/2025								
	11/01/23	11/25/23	FRESB 2023-SB105 A5	30332AAA1	33,441,931.13	0.00	104,227.35	104,227.35			
			DTD 05/01/2023 3.740% 04/01/2028								
	11/01/23	11/25/23	FR WN2432	3132XGV29	49,502,000.00	0.00	215,264.95	215,264.95			
			DTD 09/01/2023 5.050% 05/01/2028								
	11/01/23	11/25/23	FR WN2458	3132XGWU6	24,652,000.00	0.00	107,414.24	107,414.24			
			DTD 10/01/2023 5.060% 06/01/2028								
	11/01/23	11/25/23	FRESB 2023-SB107 ASF	30332EAA3	24,990,475.92	0.00	85,175.88	85,175.88			
			DTD 07/01/2023 4.090% 05/01/2028								
	11/01/23	11/25/23	FRESB 2023-SB106 ASF	35802AAE3	13,994,252.29	0.00	46,181.03	46,181.03			
			DTD 06/01/2023 3.960% 05/01/2028								
	11/01/23	11/25/23	FHMS K039 A2	3137BDCW4	23,984,275.50	0.00	66,016.73	66,016.73			
			DTD 09/01/2014 3.303% 07/01/2024								
	11/01/23	11/25/23	FR WN2337	3132XGS31	62,975,000.00	0.00	235,893.85	235,893.85			
			DTD 04/01/2023 4.350% 01/01/2030								



Managed Account Security Transactions & Interest

For the Month Ending November 30, 2023

SAN BERNARDINO COUNTY - 76990800

Transaction Type	Trade	Settle	Security Description	CUSIP	Par	Principal Proceeds	Accrued Interest	Total	Realized G/L Cost	Realized G/L Amort Cost	Sale Method
INTEREST											
	11/01/23	11/25/23	FHLMC MULTIFAMILY STRUCTURED P	3137F2L3	36,557,817.00	0.00	94,958.93	94,958.93			
			DTD 08/01/2017 3.117% 06/01/2027								
	11/01/23	11/25/23	FHMS K509 A2	3137HAST4	75,000,000.00	0.00	303,125.00	303,125.00			
			DTD 10/01/2023 4.850% 09/01/2028								
	11/01/23	11/25/23	FRESB 2022-SB104 A5F	30329QAA1	25,754,454.80	0.00	55,801.33	55,801.33			
			DTD 11/01/2022 2.600% 09/01/2027								
	11/01/23	11/25/23	FHMS K053 A2	3137BN6G4	59,300,000.00	0.00	148,002.90	148,002.90			
			DTD 03/29/2016 2.995% 12/01/2025								
	11/01/23	11/25/23	FRESB 2023-SB108 A5F	30333AAA0	24,988,192.14	0.00	88,499.85	88,499.85			
			DTD 08/01/2023 4.250% 06/01/2028								
	11/01/23	11/25/23	FR WN1268	3132XFMS4	33,378,000.00	0.00	132,788.81	132,788.81			
			DTD 10/01/2023 4.620% 06/01/2028								
	11/01/23	11/25/23	FR WN1255	3132XFMD7	21,000,000.00	0.00	84,449.17	84,449.17			
			DTD 07/01/2023 4.670% 04/01/2028								
	11/01/23	11/25/23	FRESB 2021-SB883	30318NAA1	3,371,831.98	0.00	1,770.21	1,770.21			
			DTD 02/01/2021 0.670% 01/01/2026								
	11/01/23	11/25/23	FHMS K347 A1	3137HAMN3	10,985,065.96	0.00	48,261.06	48,261.06			
			DTD 09/01/2023 5.272% 08/01/2028								
	11/01/23	11/25/23	FHMS K068 A2	3137FBBX3	81,306,000.00	0.00	219,797.19	219,797.19			
			DTD 10/27/2017 3.244% 08/01/2027								
	11/01/23	11/25/23	FHMS K045 A2	3137BHXJ1	22,412,977.50	0.00	56,462.02	56,462.02			
			DTD 05/01/2015 3.023% 01/01/2025								
	11/01/23	11/25/23	FR WN2389	3132XGUP9	43,850,000.00	0.00	175,582.71	175,582.71			
			DTD 07/01/2023 4.650% 05/01/2028								
	11/01/23	11/25/23	FR WN2442	3132XGWC6	59,832,000.00	0.00	217,938.06	217,938.06			
			DTD 09/01/2023 4.230% 06/01/2030								
	11/01/23	11/25/23	FR WN2446	3132XGWC7	39,700,000.00	0.00	167,170.07	167,170.07			
			DTD 10/01/2023 4.890% 02/01/2030								
	11/01/23	11/25/23	FR WN2390	3132XGUQ7	51,524,000.00	0.00	218,290.01	218,290.01			
			DTD 07/01/2023 4.920% 04/01/2028								
	11/01/23	11/25/23	FHMS K505 A2	3137HACX2	75,000,000.00	0.00	301,187.48	301,187.48			
			DTD 07/01/2023 4.819% 06/01/2028								
	11/01/23	11/25/23	FR WN2404	3132XGU61	30,648,000.00	0.00	114,010.56	114,010.56			
			DTD 07/01/2023 4.320% 04/01/2030								



Managed Account Security Transactions & Interest

For the Month Ending November 30, 2023

SAN BERNARDINO COUNTY - 76990800

Transaction Type	Trade	Settle	Security Description	CUSIP	Par	Principal Proceeds	Accrued Interest	Total	Realized G/L Cost	Realized G/L Amort Cost	Sale Method
INTEREST											
	11/01/23	11/25/23	FR WN2398	3132XGUY0	15,656,000.00	0.00	67,812.22	67,812.22			
			DTD 07/01/2023 5.030% 02/01/2030								
	11/01/23	11/25/23	FHLMC SERIES K037 A2	3137BYY9	44,091,062.11	0.00	128,231.52	128,231.52			
			DTD 03/01/2014 3.490% 01/01/2024								
	11/01/23	11/25/23	FHMS KMP1 A2	3137FATE8	50,000,000.00	0.00	124,250.00	124,250.00			
			DTD 09/01/2017 2.982% 08/01/2024								
	11/01/23	11/25/23	FHMS K740 A2	3137F2B0	22,000,000.00	0.00	26,950.00	26,950.00			
			DTD 11/01/2020 1.470% 09/01/2027								
	11/01/23	11/25/23	FR WN1250	3132XFL89	75,000,000.00	0.00	284,166.67	284,166.67			
			DTD 06/01/2023 4.400% 05/01/2028								
	11/01/23	11/25/23	FHMS K079 A2	3137FGZT5	100,000,000.00	0.00	327,166.70	327,166.70			
			DTD 08/01/2018 3.926% 06/01/2028								
	11/01/23	11/25/23	FHMS KGX1 AFX	3137FCKD5	70,500,000.00	0.00	176,250.00	176,250.00			
			DTD 12/01/2017 3.000% 10/01/2027								
	11/01/23	11/25/23	FHMS K508 A2	3137HAQ74	50,000,000.00	0.00	197,500.00	197,500.00			
			DTD 10/01/2023 4.740% 08/01/2028								
	11/01/23	11/25/23	FHMS KJ23 A1	3137FKSQ0	60,000,000.00	0.00	184,150.02	184,150.02			
			DTD 01/29/2019 3.683% 10/01/2025								
	11/01/23	11/25/23	FRESB 2022-SB103 ASF	30329MAA0	7,880,902.16	0.00	13,660.23	13,660.23			
			DTD 10/01/2022 2.080% 06/01/2027								
	11/01/23	11/25/23	FHMS K507 A2	3137HAM52	50,000,000.00	0.00	200,000.00	200,000.00			
			DTD 09/01/2023 4.800% 09/01/2028								
	11/01/23	11/25/23	FHMS K726 A1	3137BYLE8	25,000,000.00	0.00	56,250.00	56,250.00			
			DTD 06/01/2017 2.700% 10/01/2025								
	11/01/23	11/25/23	FHMS K736 A2	3137FNWX4	15,000,000.00	0.00	28,525.01	28,525.01			
			DTD 09/01/2019 2.282% 07/01/2026								
	11/06/23	11/06/23	FHLMC (CALLABLE) NOTES	3134GVPR3	25,000,000.00	0.00	87,500.00	87,500.00			
			DTD 05/06/2020 0.700% 05/06/2025								
	11/07/23	11/07/23	FANNIE MAE NOTES	3135G06G3	45,000,000.00	0.00	112,500.00	112,500.00			
			DTD 11/12/2020 0.500% 11/07/2025								
	11/08/23	11/08/23	APPLE INC CORP NOTES (CALLABLE)	037833E55	30,000,000.00	0.00	655,781.67	655,781.67			
			DTD 05/10/2023 4.421% 05/08/2026								



Managed Account Security Transactions & Interest

For the Month Ending **November 30, 2023**

SAN BERNARDINO COUNTY - 76990800											
Transaction Type	Trade	Settle	Security Description	CUSIP	Par	Principal Proceeds	Accrued Interest	Total	Realized G/L Cost	Realized G/L Amort Cost	Sale Method
INTEREST											
	11/10/23	11/10/23	TOYOTA MOTOR CREDIT CORP CORP NOTES	89236TKK0	25,000,000.00	0.00	675,000.00	675,000.00			
			DTD 11/10/2022 5.400% 11/10/2025								
	11/15/23	11/15/23	HART 2022-C A2A	44933DAB7	24,597,161.97	0.00	109,662.34	109,662.34			
			DTD 11/09/2022 5.350% 11/17/2025								
	11/15/23	11/15/23	TAOT 2023-C A2A	89231FAB6	3,000,000.00	0.00	14,000.00	14,000.00			
			DTD 08/15/2023 5.600% 08/17/2026								
	11/15/23	11/15/23	HART 2022-C A3	44933DAD3	48,500,000.00	0.00	217,845.85	217,845.85			
			DTD 11/09/2022 5.390% 06/15/2027								
	11/15/23	11/15/23	JDOT 2022-C A3	47800BAC2	28,961,000.00	0.00	122,842.92	122,842.92			
			DTD 10/19/2022 5.090% 06/15/2027								
	11/15/23	11/15/23	MBART 2022-1 A3	58768PAC8	20,500,000.00	0.00	89,004.17	89,004.17			
			DTD 11/22/2022 5.210% 08/16/2027								
	11/15/23	11/15/23	US TREASURY NOTES	91282CCC3	75,000,000.00	0.00	93,750.00	93,750.00			
			DTD 05/15/2021 0.250% 05/15/2024								
	11/15/23	11/15/23	HART 2021-C A3	44935FAD6	4,394,683.68	0.00	2,710.05	2,710.05			
			DTD 11/17/2021 0.740% 05/15/2026								
	11/15/23	11/15/23	TAOT 2022-D A3	89239HAD0	70,500,000.00	0.00	311,375.02	311,375.02			
			DTD 11/08/2022 5.300% 09/15/2027								
	11/15/23	11/15/23	TAOT 2023-B A3	891941AD8	12,500,000.00	0.00	49,062.50	49,062.50			
			DTD 05/23/2023 4.710% 02/15/2028								
	11/15/23	11/15/23	JDOT 2023-A A3	47800CAC0	22,000,000.00	0.00	91,850.00	91,850.00			
			DTD 03/02/2023 5.010% 11/15/2027								
	11/15/23	11/15/23	HART 2023-A A2A	448979AB0	11,765,773.94	0.00	50,886.97	50,886.97			
			DTD 04/12/2023 5.190% 12/15/2025								
	11/15/23	11/15/23	JDOT 2022-B A2	47800AAB6	4,598,101.30	0.00	14,292.43	14,292.43			
			DTD 07/20/2022 3.730% 06/16/2025								
	11/15/23	11/15/23	TAOT 2023-A A2	891940AB4	5,786,383.16	0.00	24,351.03	24,351.03			
			DTD 01/30/2023 5.050% 01/15/2026								
	11/15/23	11/15/23	HART 2023-B A3	44933XAD9	5,000,000.00	0.00	22,833.34	22,833.34			
			DTD 07/19/2023 5.480% 04/17/2028								
	11/15/23	11/15/23	DCEM 2023-A1 A	254683CY9	45,000,000.00	0.00	161,625.02	161,625.02			
			DTD 04/11/2023 4.310% 03/15/2028								



Managed Account Security Transactions & Interest

For the Month Ending **November 30, 2023**

SAN BERNARDINO COUNTY - 76990800

Transaction Type	Trade	Settle	Security Description	CUSIP	Par	Principal Proceeds	Accrued Interest	Total	Realized G/L Cost	Realized G/L Amort Cost	Sale Method
INTEREST											
	11/15/23	11/15/23	JDOT 2023-B A2	477920AB8	5,000,000.00	0.00	23,291.67	23,291.67			
			DTD 06/28/2023 5.590% 06/15/2026								
	11/15/23	11/15/23	TAOT 2023-C A3	89231FAD2	2,000,000.00	0.00	8,600.00	8,600.00			
			DTD 08/15/2023 5.160% 04/17/2028								
	11/15/23	11/15/23	JDOT 2022-A A3	47787JAC2	7,870,482.49	0.00	15,216.26	15,216.26			
			DTD 03/16/2022 2.320% 09/16/2026								
	11/15/23	11/15/23	TAOT 2023-B A2A	891941AB2	6,017,000.00	0.00	26,474.80	26,474.80			
			DTD 05/23/2023 5.280% 05/15/2026								
	11/15/23	11/15/23	AMXCA 2022-2 A	02582JJT8	20,000,000.00	0.00	56,500.00	56,500.00			
			DTD 05/24/2022 3.390% 05/17/2027								
	11/15/23	11/15/23	US TREASURY NOTES	912828WJ5	100,000,000.00	0.00	1,250,000.00	1,250,000.00			
			DTD 05/15/2014 2.500% 05/15/2024								
	11/15/23	11/15/23	US TREASURY NOTES	91282CEQ0	50,000,000.00	0.00	687,500.00	687,500.00			
			DTD 05/15/2022 2.750% 05/15/2025								
	11/15/23	11/15/23	TAOT 2021-D A3	89238JAC9	5,679,858.86	0.00	3,360.58	3,360.58			
			DTD 11/15/2021 0.710% 04/15/2026								
	11/15/23	11/15/23	MBART 2021-1 A3	58772WAC7	13,660,843.20	0.00	5,236.67	5,236.67			
			DTD 09/22/2021 0.460% 06/15/2026								
	11/15/23	11/15/23	MBART 2023-2 A2	58769FAB1	4,500,000.00	0.00	14,800.00	14,800.00			
			DTD 10/25/2023 5.920% 11/16/2026								
	11/15/23	11/15/23	JDOT 2021-B A3	47789QAC4	9,441,165.14	0.00	4,091.18	4,091.18			
			DTD 07/21/2021 0.520% 03/16/2026								
	11/15/23	11/15/23	JDOT 2022-B A3	47800AAC4	8,600,000.00	0.00	26,803.34	26,803.34			
			DTD 07/20/2022 3.740% 02/16/2027								
	11/15/23	11/15/23	MBALT 2021-B A3	58769KAD6	4,958,506.51	0.00	1,652.84	1,652.84			
			DTD 06/29/2021 0.400% 11/15/2024								
	11/15/23	11/15/23	JDOT 2023-C A2	47787CAB9	8,750,000.00	0.00	42,000.00	42,000.00			
			DTD 09/19/2023 5.760% 08/17/2026								
	11/15/23	11/15/23	HART 2023-A A3	448979AD6	14,000,000.00	0.00	53,433.34	53,433.34			
			DTD 04/12/2023 4.580% 04/15/2027								
	11/15/23	11/15/23	INTER-AMERICAN DEVEL BK NOTES	4581X0EK0	15,000,000.00	0.00	241,875.00	241,875.00			
			DTD 07/06/2023 4.500% 05/15/2026								
	11/15/23	11/15/23	HART 2022-B A3	44918MAD2	11,000,000.00	0.00	34,100.00	34,100.00			
			DTD 07/20/2022 3.720% 11/16/2026								



Managed Account Security Transactions & Interest

For the Month Ending **November 30, 2023**

SAN BERNARDINO COUNTY - 76990800

Transaction Type	Trade	Settle	Security Description	CUSIP	Par	Principal Proceeds	Accrued Interest	Total	Realized G/L Cost	Realized G/L Amort Cost	Sale Method
INTEREST											
11/15/23	11/15/23		TAOT 2021-B A3	89190GAC1	18,352,555.26	0.00	3,976.39	3,976.39			
			DTD 06/14/2021 0.260% 11/17/2025								
11/15/23	11/15/23		HART 2023-B A2A	44933XAB3	5,000,000.00	0.00	24,041.67	24,041.67			
			DTD 07/19/2023 5.770% 05/15/2026								
11/15/23	11/15/23		TAOT 2023-A A3	891940AC2	13,000,000.00	0.00	50,158.33	50,158.33			
			DTD 01/30/2023 4.630% 09/15/2027								
11/15/23	11/15/23		TAOT 2021-C A3	89239BAC5	8,285,535.93	0.00	2,968.98	2,968.98			
			DTD 09/27/2021 0.430% 01/15/2026								
11/15/23	11/15/23		US TREASURY NOTES	91282CDH1	75,000,000.00	0.00	281,250.00	281,250.00			
			DTD 11/15/2021 0.750% 11/15/2024								
11/15/23	11/15/23		TAOT 2022-B A3	89238FAD5	12,000,000.00	0.00	29,300.00	29,300.00			
			DTD 04/13/2022 2.930% 09/15/2026								
11/15/23	11/15/23		COMET 2023-A1 A	14041NGD7	50,000,000.00	0.00	184,166.65	184,166.65			
			DTD 05/24/2023 4.420% 05/15/2028								
11/15/23	11/15/23		TAOT 2022-A A3	89239KAC5	3,978,625.88	0.00	4,078.09	4,078.09			
			DTD 01/31/2022 1.230% 06/15/2026								
11/15/23	11/15/23		JDOT 2023-B A3	477920AC6	4,000,000.00	0.00	17,266.67	17,266.67			
			DTD 06/28/2023 5.180% 03/15/2028								
11/15/23	11/15/23		JDOT 2023-A A2	47800CAB2	25,000,000.00	0.00	110,000.00	110,000.00			
			DTD 03/02/2023 5.280% 03/16/2026								
11/15/23	11/15/23		JDOT 2022-C A2	47800BAB4	21,234,443.84	0.00	88,122.94	88,122.94			
			DTD 10/19/2022 4.980% 08/15/2025								
11/15/23	11/15/23		MBART 2023-1 A3	58770AAC7	6,630,000.00	0.00	24,917.75	24,917.75			
			DTD 01/25/2023 4.510% 11/15/2027								
11/15/23	11/15/23		HAROT 2023-2 A2	437927AB2	5,500,000.00	0.00	24,795.83	24,795.83			
			DTD 05/30/2023 5.410% 04/15/2026								
11/15/23	11/15/23		MBART 2022-1 A2	58768PAB0	6,865,719.30	0.00	30,094.73	30,094.73			
			DTD 11/22/2022 5.260% 10/15/2025								
11/15/23	11/15/23		TAOT 2022-B A2A	89238FAB9	1,272,995.30	0.00	2,492.95	2,492.95			
			DTD 04/13/2022 2.350% 01/15/2025								
11/15/23	11/15/23		AMXCA 2023-1 A	02582JIZ4	14,000,000.00	0.00	56,816.66	56,816.66			
			DTD 06/14/2023 4.870% 05/15/2028								
11/15/23	11/15/23		AMXCA 2022-4 A	02582JIX9	33,000,000.00	0.00	136,125.00	136,125.00			
			DTD 11/03/2022 4.950% 10/15/2027								



Managed Account Security Transactions & Interest

For the Month Ending **November 30, 2023**

SAN BERNARDINO COUNTY - 76990800

Transaction Type	Trade	Settle	Security Description	CUSIP	Par	Principal Proceeds	Accrued Interest	Total	Realized G/L Cost	Realized G/L Amort Cost	Sale Method
INTEREST											
11/15/23	11/15/23		US TREASURY NOTES	912828XB1	50,000,000.00	0.00	531,250.00	531,250.00			
			DTD 05/15/2015 2.125% 05/15/2025								
11/15/23	11/15/23		HART 2021-B A3	44934KAC8	9,565,791.85	0.00	3,029.16	3,029.16			
			DTD 07/28/2021 0.380% 01/15/2026								
11/15/23	11/15/23		MBALT 2023-A A3	58768RAC4	20,000,000.00	0.00	79,000.00	79,000.00			
			DTD 05/24/2023 4.740% 01/15/2027								
11/15/23	11/15/23		HAROT 2021-2 A3	43811JAC1	12,224,114.91	0.00	3,361.62	3,361.62			
			DTD 05/26/2021 0.330% 08/15/2025								
11/15/23	11/15/23		MBART 2023-1 A2	58770AAB9	2,495,152.69	0.00	10,583.60	10,583.60			
			DTD 01/25/2023 5.090% 01/15/2026								
11/15/23	11/15/23		JDOT 2023-C A3	47787CAC7	6,750,000.00	0.00	30,825.00	30,825.00			
			DTD 09/19/2023 5.480% 05/15/2028								
11/15/23	11/15/23		TAOT 2022-D A2A	89239HAB4	17,241,125.01	0.00	75,717.26	75,717.26			
			DTD 11/08/2022 5.270% 01/15/2026								
11/15/23	11/15/23		HAROT 2023-2 A3	43792JAC0	4,000,000.00	0.00	16,433.33	16,433.33			
			DTD 05/30/2023 4.930% 11/15/2027								
11/15/23	11/15/23		US TREASURY NOTES	912828X88	100,000,000.00	0.00	1,187,500.00	1,187,500.00			
			DTD 05/15/2017 2.375% 05/15/2027								
11/15/23	11/15/23		HART 2022-B A2A	44918MAB6	3,751,238.13	0.00	11,378.76	11,378.76			
			DTD 07/20/2022 3.640% 05/15/2025								
11/15/23	11/15/23		MBALT 2023-A A2	58768RAB6	19,000,000.00	0.00	82,966.67	82,966.67			
			DTD 05/24/2023 5.240% 11/17/2025								
11/15/23	11/15/23		DCENT 2023-A2 A	254683CZ6	25,000,000.00	0.00	102,708.33	102,708.33			
			DTD 06/28/2023 4.930% 06/15/2028								
11/16/23	11/16/23		GMCAR 2023-3 A3	36267KAD9	5,000,000.00	0.00	22,708.34	22,708.34			
			DTD 07/19/2023 5.450% 06/16/2028								
11/16/23	11/16/23		GMCAR 2023-4 A2A	379930AB6	5,750,000.00	0.00	32,926.74	32,926.74			
			DTD 10/11/2023 5.890% 11/16/2026								
11/16/23	11/16/23		GMCAR 2023-3 A2A	36267KAB3	2,250,000.00	0.00	10,762.50	10,762.50			
			DTD 07/19/2023 5.740% 09/16/2026								
11/16/23	11/16/23		FEDERAL FARM CREDIT BANK NOTES	3133ENWP1	40,000,000.00	0.00	525,000.00	525,000.00			
			DTD 05/16/2022 2.625% 05/16/2024								
11/18/23	11/18/23		FEDERAL FARM CREDIT BANK NOTES	3133ENZ94	50,000,000.00	0.00	1,125,000.00	1,125,000.00			
			DTD 11/18/2022 4.500% 11/18/2024								



Managed Account Security Transactions & Interest

For the Month Ending **November 30, 2023**

SAN BERNARDINO COUNTY - 76990800

Transaction Type	Trade	Settle	Security Description	CUSIP	Par	Principal Proceeds	Accrued Interest	Total	Realized G/L Cost	Realized G/L Amort Cost	Sale Method
INTEREST											
	11/18/23	11/18/23	TOYOTA MOTOR CREDIT CORP CORP NOTES	89236TKT1	25,000,000.00	0.00	556,250.00	556,250.00			
			DTD 05/18/2023 4.450% 05/18/2026								
	11/18/23	11/18/23	FFCB NOTES	3133ENEJ5	75,000,000.00	0.00	328,125.00	328,125.00			
			DTD 11/18/2021 0.875% 11/18/2024								
	11/18/23	11/18/23	HAROT 2023-3 A3	43815OAC1	6,500,000.00	0.00	29,304.16	29,304.16			
			DTD 08/22/2023 5.410% 02/18/2028								
	11/18/23	11/18/23	HAROT 2023-3 A2	43815OAB3	7,000,000.00	0.00	33,308.33	33,308.33			
			DTD 08/22/2023 5.710% 03/18/2026								
	11/20/23	11/20/23	TLOT 2023-A A2	89239MAB3	5,380,434.29	0.00	23,763.58	23,763.58			
			DTD 04/18/2023 5.300% 08/20/2025								
	11/20/23	11/20/23	VZMT 2023-2 A	92348KBL6	35,000,000.00	0.00	142,625.00	142,625.00			
			DTD 04/25/2023 4.890% 04/13/2028								
	11/20/23	11/20/23	FHLMC (CALLABLE) NOTES	3134GVUY2	25,000,000.00	0.00	63,750.00	63,750.00			
			DTD 05/20/2020 0.510% 05/20/2024								
	11/20/23	11/20/23	FHLMC (CALLABLE) NOTES	3134GVXC7	25,000,000.00	0.00	62,500.00	62,500.00			
			DTD 05/20/2020 0.500% 05/20/2024								
	11/20/23	11/20/23	TLOT 2023-A A3	89239MAC1	14,000,000.00	0.00	57,516.66	57,516.66			
			DTD 04/18/2023 4.930% 04/20/2026								
	11/21/23	11/21/23	HAROT 2023-1 A3	43815JAC7	6,500,000.00	0.00	27,300.00	27,300.00			
			DTD 02/24/2023 5.040% 04/21/2027								
	11/21/23	11/21/23	HAROT 2021-4 A3	43815GAC3	6,217,412.73	0.00	4,559.43	4,559.43			
			DTD 11/24/2021 0.880% 01/21/2026								
	11/21/23	11/21/23	BANK OF NY MELLON (CALLABLE) NOTES	06405LAC5	5,000,000.00	0.00	130,600.00	130,600.00			
			DTD 11/22/2022 5.224% 11/21/2025								
	11/21/23	11/21/23	HAROT 2023-1 A2	43815JAB9	5,643,833.79	0.00	24,550.67	24,550.67			
			DTD 02/24/2023 5.220% 10/21/2025								
	11/23/23	11/23/23	FEDERAL HOME LOAN BANK NOTES (CALLABLE)	3130APVJ1	50,000,000.00	0.00	375,000.00	375,000.00			
			DTD 11/23/2021 1.500% 11/23/2026								
	11/25/23	11/25/23	BMWLT 2023-1 A3	05593AAC3	6,150,000.00	0.00	26,445.00	26,445.00			
			DTD 02/15/2023 5.160% 11/25/2025								



Managed Account Security Transactions & Interest

For the Month Ending November 30, 2023

SAN BERNARDINO COUNTY - 76990800

Transaction Type	Trade	Settle	Security Description	CUSIP	Par	Principal Proceeds	Accrued Interest	Total	Realized G/L Cost	Realized G/L Amort Cost	Sale Method
INTEREST											
11/25/23	11/25/23		BMWLT 2021-2 A3	09690AAC7	812,007.24	0.00	223.31	223.31			
			DTD 09/15/2021 0.330% 12/26/2024								
11/25/23	11/25/23		BMWLT 2023-2 A3	055979AC2	3,000,000.00	0.00	21,963.33	21,963.33			
			DTD 10/11/2023 5.990% 09/25/2026								
11/25/23	11/25/23		BMWLT 2023-2 A2	055979AB4	3,500,000.00	0.00	25,452.78	25,452.78			
			DTD 10/11/2023 5.950% 08/25/2025								
11/25/23	11/25/23		BMWLT 2023-1 A2	05593AAB5	3,548,552.15	0.00	15,584.06	15,584.06			
			DTD 02/15/2023 5.270% 02/25/2025								
11/25/23	11/25/23		BMWOT 2023-A A3	05592XAD2	3,000,000.00	0.00	13,675.00	13,675.00			
			DTD 07/18/2023 5.470% 02/25/2028								
11/25/23	11/25/23		BMWOT 2022-A A3	05602RAD3	14,000,000.00	0.00	37,450.00	37,450.00			
			DTD 05/18/2022 3.210% 08/25/2026								
11/25/23	11/25/23		BMWLT 2022-1 A3	05601XAC3	3,720,982.08	0.00	3,410.90	3,410.90			
			DTD 01/19/2022 1.100% 03/25/2025								
11/25/23	11/25/23		BMWOT 2022-A A2A	05602RAB7	1,129,882.27	0.00	2,372.75	2,372.75			
			DTD 05/18/2022 2.520% 12/26/2024								
11/25/23	11/25/23		BMWOT 2023-A A2A	05592XAB6	3,000,000.00	0.00	14,300.00	14,300.00			
			DTD 07/18/2023 5.720% 04/27/2026								
11/29/23	11/29/23		AMAZON.COM INC CORPORATE NOTES	023135CM6	25,000,000.00	0.00	587,500.00	587,500.00			
			DTD 12/01/2022 4.700% 11/29/2024								
11/30/23	11/30/23		FEDERATED GOVT OBLIGATIONS FUND	608919718	0.00	0.00	73,791.25	73,791.25			
			FIDELITY GOV'T MM FUND 2642	31607A703	0.00	0.00	1,258,141.73	1,258,141.73			
11/30/23	11/30/23		MORGAN STANLEY LIQ GOV'T-INST FUND	61747C707	0.00	0.00	4,316.45	4,316.45			
			NORTHERN TRUST INST GOV'T SELECT 848	665278701	0.00	0.00	4,295.89	4,295.89			
11/30/23	11/30/23		US TREASURY NOTES	912828ZT0	50,000,000.00	0.00	62,500.00	62,500.00			
			DTD 05/31/2020 0.250% 05/31/2025								
11/30/23	11/30/23		CALIFORNIA ASSET MANAGEMENT PROGRAM	CAMPMF025	0.00	0.00	2,770,393.19	2,770,393.19			
			US TREASURY NOTES	9128286X3	50,000,000.00	0.00	531,250.00	531,250.00			
			DTD 05/31/2019 2.125% 05/31/2026								
11/30/23	11/30/23		US TREASURY NOTES	91282CCF6	50,000,000.00	0.00	187,500.00	187,500.00			
			DTD 05/31/2021 0.750% 05/31/2026								



Managed Account Security Transactions & Interest

For the Month Ending November 30, 2023

SAN BERNARDINO COUNTY - 76990800

Transaction Type	Trade	Settle	Security Description	CUSIP	Par	Principal Proceeds	Accrued Interest	Total	Realized G/L Cost	Realized G/L Amort Cost	Sale Method
INTEREST											
	11/30/23	11/30/23	STONECASTLE FICA	FICAMF003	0.00	0.00	94.76	94.76			
	11/30/23	11/30/23	US TREASURY NOTES	912828XT2	50,000,000.00	0.00	500,000.00	500,000.00			
			DTD 05/31/2017 2.000% 05/31/2024								
	11/30/23	11/30/23	INVESTMENT TRUST OF CALIFORNIA	CALTRUST3	0.00	0.00	45,484.36	45,484.36			
Transaction Type Sub-Total					4,675,880,564.42	0.00	26,954,188.85	26,954,188.85			
MATURITY											
	11/01/23	11/01/23	LIBERTY STREET FDG LLC COMM PAPER	53127UY12	50,000,000.00	50,000,000.00	0.00	50,000,000.00	1,354,444.44	0.00	
			DTD 05/01/2023 0.000% 11/01/2023								
	11/01/23	11/01/23	TOYOTA MOTOR CREDIT CORP COMM PAPER	89233HY16	40,000,000.00	40,000,000.00	0.00	40,000,000.00	1,132,444.44	0.00	
			DTD 04/18/2023 0.000% 11/01/2023								
	11/01/23	11/01/23	METLIFE SHORT TERM FUNDING COMM PAPER	59157UY12	23,850,000.00	23,850,000.00	0.00	23,850,000.00	699,798.75	0.00	
			DTD 04/04/2023 0.000% 11/01/2023								
	11/01/23	11/01/23	LIBERTY STREET FDG LLC COMM PAPER	53127UY12	60,000,000.00	60,000,000.00	0.00	60,000,000.00	1,548,750.00	0.00	
			DTD 05/01/2023 0.000% 11/01/2023								
	11/01/23	11/01/23	CHARIOT FUNDING LLC COMM PAPER	15963UY18	50,000,000.00	50,000,000.00	0.00	50,000,000.00	700,222.22	0.00	
			DTD 07/31/2023 0.000% 11/01/2023								
	11/02/23	11/02/23	PROCTER & GAMBLE CO COMM PAPER	74271UY20	25,000,000.00	25,000,000.00	0.00	25,000,000.00	622,111.11	0.00	
			DTD 05/09/2023 0.000% 11/02/2023								
	11/02/23	11/02/23	CANTOR FITZGERALD REPO AGRMT	RE1365221	100,000,000.00	100,000,000.00	102,861.11	100,102,861.11	0.00	0.00	
			DTD 10/26/2023 5.290% 11/02/2023								
	11/02/23	11/02/23	US TREASURY BILL	912796YT0	25,000,000.00	25,000,000.00	0.00	25,000,000.00	544,791.67	0.00	
			DTD 11/03/2022 0.000% 11/02/2023								
	11/06/23	11/06/23	FREDDIE MAC NOTES	3137FAEZ8	75,000,000.00	75,000,000.00	93,750.00	75,093,750.00	67,500.00	0.00	
			DTD 11/05/2020 0.250% 11/06/2023								
	11/09/23	11/09/23	CANTOR FITZGERALD REPO AGRMT	RE1365239	100,000,000.00	100,000,000.00	103,444.44	100,103,444.44	0.00	0.00	
			DTD 11/02/2023 5.320% 11/09/2023								
	11/09/23	11/09/23	FEDERAL HOME LOAN BANK NOTES	3130APU29	35,000,000.00	35,000,000.00	87,500.00	35,087,500.00	16,100.00	0.00	
			DTD 11/12/2021 0.500% 11/09/2023								
	11/13/23	11/13/23	CHARIOT FUNDING LLC COMM PAPER	15963UYD2	50,000,000.00	50,000,000.00	0.00	50,000,000.00	673,680.56	0.00	
			DTD 08/15/2023 0.000% 11/13/2023								



Managed Account Security Transactions & Interest

For the Month Ending November 30, 2023

SAN BERNARDINO COUNTY - 76990800										
Transaction Type	Trade	Settle	Security Description	CUSIP	Par	Principal Proceeds	Accrued Interest	Realized G/L Cost	Realized G/L Amort Cost	Sale Method
MATURITY										
	11/14/23	11/14/23	WELLS FARGO BANK NA CERT DEPOS DTD 04/20/2023 5.100% 11/14/2023	95001KKU7	50,000,000.00	50,000,000.00	1,473,333.33	51,473,333.33	0.00	0.00
	11/14/23	11/14/23	JOHNSON & JOHNSON COMM PAPER DTD 07/10/2023 0.000% 11/14/2023	47816GYE3	50,000,000.00	50,000,000.00	0.00	922,250.00	0.00	0.00
	11/16/23	11/16/23	CANTOR FITZGERALD REPO AGRMT DTD 11/09/2023 5.300% 11/16/2023	REI365247	100,000,000.00	100,000,000.00	103,055.56	100,103,055.56	0.00	0.00
	11/22/23	11/22/23	CANTOR FITZGERALD REPO AGRMT DTD 11/16/2023 5.310% 11/22/2023	REI365254	100,000,000.00	100,000,000.00	88,500.00	100,088,500.00	0.00	0.00
	11/24/23	11/24/23	INTL BK RECON & DEVELOP NOTES DTD 11/24/2020 0.250% 11/24/2023	459058JM6	25,000,000.00	25,000,000.00	31,250.00	25,031,250.00	53,750.00	0.00
	11/27/23	11/27/23	FANNIE MAE NOTES DTD 11/25/2020 0.250% 11/27/2023	3135G06H1	50,000,000.00	50,000,000.00	62,500.00	50,062,500.00	57,000.00	0.00
	11/30/23	11/30/23	CANTOR FITZGERALD REPO AGRMT DTD 11/22/2023 5.300% 11/30/2023	REI365262	100,000,000.00	100,000,000.00	117,777.78	100,117,777.78	0.00	0.00
Transaction Type Sub-Total						1,108,850,000.00	2,263,972.22	1,111,113,972.22	8,392,843.19	0.00
PAYDOWNS										
	11/01/23	11/01/23	HART 2021-B A3 DTD 07/28/2021 0.380% 01/15/2026	44934KAC8	875,412.91	875,412.91	0.00	875,412.91	193.20	0.00
	11/01/23	11/01/23	MBALT 2021-B A3 DTD 06/29/2021 0.400% 11/15/2024	58769KAD6	1,737,556.28	1,737,556.28	0.00	1,737,556.28	131.19	0.00
	11/01/23	11/01/23	TAOT 2021-D A3 DTD 11/15/2021 0.710% 04/15/2026	89238JAC9	373,152.14	373,152.14	0.00	373,152.14	7.95	0.00
	11/01/23	11/01/23	TAOT 2021-C A3 DTD 09/27/2021 0.430% 01/15/2026	89239BAC5	618,203.94	618,203.94	0.00	618,203.94	49.27	0.00
	11/01/23	11/01/23	JDOT 2022-A A3 DTD 03/16/2022 2.320% 09/16/2026	47787JAC2	718,664.25	718,664.25	0.00	718,664.25	158.97	0.00
	11/01/23	11/01/23	HAROT 2021-4 A3 DTD 11/24/2021 0.880% 01/21/2026	43815GAC3	421,218.68	421,218.68	0.00	421,218.68	88.79	0.00
	11/01/23	11/01/23	TAOT 2021-B A3 DTD 06/14/2021 0.260% 11/17/2025	89190GAC1	1,682,069.32	1,682,069.32	0.00	1,682,069.32	181.16	0.00
	11/01/23	11/01/23	BMWLT 2021-2 A3 DTD 09/15/2021 0.330% 12/26/2024	09690AAC7	665,838.15	665,838.15	0.00	665,838.15	68.71	0.00



Managed Account Security Transactions & Interest

For the Month Ending November 30, 2023

SAN BERNARDINO COUNTY - 76990800

Transaction Type	Trade	Settle	Security Description	CUSIP	Par	Principal Proceeds	Accrued Interest	Total	Realized G/L Cost	Realized G/L Amort Cost	Sale Method	
PAYDOWNS												
11/01/23	11/01/23	11/01/23	HAROT 2021-2 A3	43811JAC1	441,191.67	441,191.67	0.00	441,191.67	5,342.56	0.00	0.00	
			DTD 05/26/2021 0.330% 08/15/2025									
11/01/23	11/01/23	11/01/23	JDOT 2021-B A3	47789QAC4	734,047.53	734,047.53	0.00	734,047.53	65.48	0.00	0.00	
			DTD 07/21/2021 0.520% 03/16/2026									
11/01/23	11/01/23	11/01/23	MBART 2021-1 A3	58772WAC7	994,115.68	994,115.68	0.00	994,115.68	130.03	0.00	0.00	
			DTD 09/22/2021 0.460% 06/15/2026									
11/01/23	11/01/23	11/01/23	TAOT 2022-A A3	89239KAC5	245,371.99	245,371.99	0.00	245,371.99	41.71	0.00	0.00	
			DTD 01/31/2022 1.230% 06/15/2026									
11/01/23	11/01/23	11/01/23	HAROT 2021-2 A3	43811JAC1	838,264.17	838,264.17	0.00	838,264.17	32.69	0.00	0.00	
			DTD 05/26/2021 0.330% 08/15/2025									
11/01/23	11/01/23	11/01/23	HART 2021-C A3	44935FAD6	306,003.08	306,003.08	0.00	306,003.08	68.30	0.00	0.00	
			DTD 11/17/2021 0.740% 05/15/2026									
11/01/23	11/01/23	11/01/23	BMWLT 2022-1 A3	05601XAC3	795,451.56	795,451.56	0.00	795,451.56	118.92	0.00	0.00	
			DTD 01/19/2022 1.100% 03/25/2025									
11/01/23	11/25/23	11/25/23	FRESB 2023-SB107 ASF	30332EAA3	3,068.13	3,068.13	0.00	3,068.13	66.70	0.00	0.00	
			DTD 07/01/2023 4.090% 05/01/2028									
11/01/23	11/25/23	11/25/23	FRESB 2023-SB109 ASF	30333MAA4	1,711.91	1,711.91	0.00	1,711.91	46.64	0.00	0.00	
			DTD 09/01/2023 4.390% 08/01/2028									
11/01/23	11/25/23	11/25/23	FRESB 2022-SB104 ASF	30329QAA1	29,324.44	29,324.44	0.00	29,324.44	2,555.98	0.00	0.00	
			DTD 11/01/2022 2.600% 09/01/2027									
11/01/23	11/25/23	11/25/23	FRESB 2022-SB103 ASF	30329MAA0	10,266.05	10,266.05	0.00	10,266.05	1,068.83	0.00	0.00	
			DTD 10/01/2022 2.080% 06/01/2027									
11/01/23	11/25/23	11/25/23	FRESB 2023-SB110 ASF	30333HAA5	1,516.84	1,516.84	0.00	1,516.84	59.71	0.00	0.00	
			DTD 10/01/2023 4.580% 08/01/2028									
11/01/23	11/25/23	11/25/23	FRESB 2022-SB97	30311SAA7	31,494.98	31,494.98	0.00	31,494.98	1,248.21	0.00	0.00	
			DTD 04/01/2022 1.780% 02/01/2027									
11/01/23	11/25/23	11/25/23	FRESB 2021-SB82 A5	30318CAA5	3,926.26	3,926.26	0.00	3,926.26	(19.25)	0.00	0.00	
			DTD 01/01/2021 0.670% 11/01/2025									
11/01/23	11/25/23	11/25/23	FRESB 2023-SB105 A5	30332AAA1	15,599.77	15,599.77	0.00	15,599.77	389.67	0.00	0.00	
			DTD 05/01/2023 3.740% 04/01/2028									
11/01/23	11/25/23	11/25/23	FHMS KJ39 A1	3137H73W1	65,290.68	65,290.68	0.00	65,290.68	10.77	0.00	0.00	
			DTD 04/01/2022 2.750% 04/01/2027									
11/01/23	11/25/23	11/25/23	FRESB 2021-SB83	30318NAA1	127,706.06	127,706.06	0.00	127,706.06	(599.71)	0.00	0.00	
			DTD 02/01/2021 0.670% 01/01/2026									



Managed Account Security Transactions & Interest

For the Month Ending November 30, 2023

SAN BERNARDINO COUNTY - 76990800

Transaction Type	Trade	Settle	Security Description	CUSIP	Par	Principal Proceeds	Accrued Interest	Total	Realized G/L Cost	Realized G/L Amort Cost	Sale Method	
PAYDOWNS												
	11/01/23	11/25/23	FHMS K045 A2	3137BHXJ1	39,449.00	39,449.00	0.00	39,449.00	(3,890.97)	0.00		
			DTD 05/01/2015 3.023% 01/01/2025									
	11/01/23	11/25/23	FHMS KJ21 A2	3137FHGE7	13,362.60	13,362.60	0.00	13,362.60	269.34	0.00		
			DTD 09/01/2018 3.700% 09/01/2026									
	11/01/23	11/25/23	FRESB 2023-SB108 ASF	30333AAA0	5,587.88	5,587.88	0.00	5,587.88	120.43	0.00		
			DTD 08/01/2023 4.250% 06/01/2028									
	11/01/23	11/25/23	FRESB 2021-SB82 A5	30318CAA5	1,682.68	1,682.68	0.00	1,682.68	(8.25)	0.00		
			DTD 01/01/2021 0.670% 11/01/2025									
	11/01/23	11/25/23	FHMS KJ47 A1	3137HAMN3	11,783.31	11,783.31	0.00	11,783.31	0.06	0.00		
			DTD 09/01/2023 5.272% 08/01/2028									
	11/01/23	11/25/23	FHMS K733 A2	3137FXO7	1,654.74	1,654.74	0.00	1,654.74	(141.62)	0.00		
			DTD 11/09/2018 3.750% 08/01/2025									
	11/01/23	11/25/23	FHMS KJ36 A1	3137H4RZ5	490,423.01	490,423.01	0.00	490,423.01	1.96	0.00		
			DTD 12/01/2021 1.298% 12/01/2026									
	11/01/23	11/25/23	FHMS K039 A2	3137BDCW4	46,325.75	46,325.75	0.00	46,325.75	262.39	0.00		
			DTD 09/01/2014 3.303% 07/01/2024									
	11/01/23	11/25/23	FRESB 2023-SB106 ASF	35802AAE3	2,348.99	2,348.99	0.00	2,348.99	69.32	0.00		
			DTD 06/01/2023 3.960% 05/01/2028									
	11/01/23	11/25/23	FHMS KJ34 A1	3137H1LS3	179,028.78	179,028.78	0.00	179,028.78	2.15	0.00		
			DTD 07/01/2021 0.681% 06/01/2026									
	11/01/23	11/25/23	FHLMC SERIES K037 A2	3137B7Y9	19,768,032.74	19,768,032.74	0.00	19,768,032.74	(227,023.50)	0.00		
			DTD 03/01/2014 3.490% 01/01/2024									
	11/15/23	11/15/23	TAOT 2023-A A2	891940AB4	482,915.87	482,915.87	0.00	482,915.87	19.51	0.00		
			DTD 01/30/2023 5.050% 01/15/2026									
	11/15/23	11/15/23	MBART 2023-1 A2	58770AAB9	266,124.76	266,124.76	0.00	266,124.76	9.18	0.00		
			DTD 01/25/2023 5.090% 01/15/2026									
	11/15/23	11/15/23	MBART 2022-1 A2	58768PAB0	881,358.93	881,358.93	0.00	881,358.93	56.32	0.00		
			DTD 11/22/2022 5.260% 10/15/2025									
	11/15/23	11/15/23	HART 2022-B A2A	44918MAB6	666,309.55	666,309.55	0.00	666,309.55	33.78	0.00		
			DTD 07/20/2022 3.640% 05/15/2025									
	11/15/23	11/15/23	TAOT 2022-B A2A	89238FAB9	501,075.17	501,075.17	0.00	501,075.17	21.85	0.00		
			DTD 04/13/2022 2.350% 01/15/2025									
	11/15/23	11/15/23	JDOT 2022-C A2	47800BAB4	2,795,842.26	2,795,842.26	0.00	2,795,842.26	100.09	0.00		
			DTD 10/19/2022 4.980% 08/15/2025									



Managed Account Security Transactions & Interest

For the Month Ending November 30, 2023

SAN BERNARDINO COUNTY - 76990800

Transaction Type	Trade	Settle	Security Description	CUSIP	Par	Principal Proceeds	Accrued Interest	Total	Realized G/L Cost	Realized G/L Amort Cost	Sale Method
PAYDOWNS											
	11/15/23	11/15/23	TAOT 2022-D A2A	89239HAB4	1,439,750.52	1,439,750.52	0.00	1,439,750.52	15.98	0.00	
			DTD 11/08/2022 5.270% 01/15/2026								
	11/15/23	11/15/23	JDOT 2022-B A2	47800AAB6	879,356.75	879,356.75	0.00	879,356.75	93.12	0.00	
			DTD 07/20/2022 3.730% 06/16/2025								
	11/15/23	11/15/23	HART 2022-C A2A	44933DAB7	2,451,458.89	2,451,458.89	0.00	2,451,458.89	151.75	0.00	
			DTD 11/09/2022 5.350% 11/17/2025								
	11/15/23	11/15/23	JDOT 2023-A A2	47800CAB2	3,187,446.33	3,187,446.33	0.00	3,187,446.33	111.88	0.00	
			DTD 03/02/2023 5.280% 03/16/2026								
	11/15/23	11/15/23	HART 2023-A A2A	448979AB0	954,093.67	954,093.67	0.00	954,093.67	55.15	0.00	
			DTD 04/12/2023 5.190% 12/15/2025								
	11/20/23	11/20/23	TLOT 2023-A A2	89239MAB3	363,872.56	363,872.56	0.00	363,872.56	14.12	0.00	
			DTD 04/18/2023 5.300% 08/20/2025								
	11/21/23	11/21/23	HAROT 2023-1 A2	43815JAB9	467,106.39	467,106.39	0.00	467,106.39	28.07	0.00	
			DTD 02/24/2023 5.220% 10/21/2025								
	11/25/23	11/25/23	BMWOT 2022-A A2A	05602RAB7	718,264.12	718,264.12	0.00	718,264.12	51.64	0.00	
			DTD 05/18/2022 2.520% 12/26/2024								
	11/25/23	11/25/23	BMWLT 2023-1 A2	05593AAB5	471,280.46	471,280.46	0.00	471,280.46	31.29	0.00	
			DTD 02/15/2023 5.270% 02/25/2025								
Transaction Type Sub-Total					48,822,402.18	48,822,402.18	0.00	48,822,402.18	(218,038.48)	0.00	
SELL											
	11/02/23	11/02/23	FIDELITY GOV'T MM FUND 2642	31607A703	25,000,000.00	25,000,000.00	0.00	25,000,000.00	0.00	0.00	FIFO
	11/02/23	11/02/23	FIDELITY GOV'T MM FUND 2642	31607A703	60,000,000.00	60,000,000.00	0.00	60,000,000.00	0.00	0.00	FIFO
	11/02/23	11/02/23	FIDELITY GOV'T MM FUND 2642	31607A703	10,000,000.00	10,000,000.00	0.00	10,000,000.00	0.00	0.00	FIFO
	11/02/23	11/02/23	FIDELITY GOV'T MM FUND 2642	31607A703	75,000,000.00	75,000,000.00	0.00	75,000,000.00	0.00	0.00	FIFO
	11/07/23	11/07/23	FIDELITY GOV'T MM FUND 2642	31607A703	127,000,000.00	127,000,000.00	0.00	127,000,000.00	0.00	0.00	FIFO
	11/09/23	11/09/23	FIDELITY GOV'T MM FUND 2642	31607A703	156,000,000.00	156,000,000.00	0.00	156,000,000.00	0.00	0.00	FIFO
	11/16/23	11/16/23	FIDELITY GOV'T MM FUND 2642	31607A703	102,000,000.00	102,000,000.00	0.00	102,000,000.00	0.00	0.00	FIFO
	11/21/23	11/21/23	FIDELITY GOV'T MM FUND 2642	31607A703	35,000,000.00	35,000,000.00	0.00	35,000,000.00	0.00	0.00	FIFO
	11/21/23	11/21/23	FIDELITY GOV'T MM FUND 2642	31607A703	5,000,000.00	5,000,000.00	0.00	5,000,000.00	0.00	0.00	FIFO
	11/29/23	11/29/23	FEDERATED GOVT OBLIGATIONS FUND	608919718	1,000,000.00	1,000,000.00	0.00	1,000,000.00	0.00	0.00	FIFO
	11/29/23	11/29/23	FEDERATED GOVT OBLIGATIONS FUND	608919718	83,000,000.00	83,000,000.00	0.00	83,000,000.00	0.00	0.00	FIFO
	11/30/23	11/30/23	FEDERATED GOVT OBLIGATIONS FUND	608919718	180,000,000.00	180,000,000.00	0.00	180,000,000.00	0.00	0.00	FIFO



Managed Account Security Transactions & Interest

For the Month Ending **November 30, 2023**

SAN BERNARDINO COUNTY - 76990800

Transaction Type	Trade	Settle	Security Description	CUSIP	Par	Principal Proceeds	Accrued Interest	Total	Realized G/L Cost	Realized G/L Amort Cost	Sale Method
Transaction Type Sub-Total					859,000,000.00	859,000,000.00	0.00	859,000,000.00	0.00	0.00	
Managed Account Sub-Total						(56,046,542.06)	28,971,055.23	(27,075,486.83)	8,174,804.71	0.00	
Total Security Transactions						(\$56,046,542.06)	\$28,971,055.23	(\$27,075,486.83)	\$8,174,804.71	\$0.00	

Bolded items are forward settling trades.